

Magnetization plateau in the spin ladder with the four-spin exchange

Tôru Sakai and Yasumasa Hasegawa

Faculty of Science, Himeji Institute of Technology, Kamigori, Ako-gun, Hyogo 678-1297, Japan
(September 98)

The magnetization process of the $S=1/2$ antiferromagnetic spin ladder with the four-spin cyclic exchange interaction at $T = 0$ is studied by the exact diagonalization of finite clusters and size scaling analyses. It is found that a magnetization plateau appears at half the saturation value if the ratio of the four- and two-spin exchange coupling constants J_4 is larger than the critical value $J_{4c} = 0.05 \pm 0.04$. The phase transition with respect to J_4 at J_{4c} is revealed to be the Kosterlitz-Thouless-type.

PACS Numbers: 75.10.Jm, 75.40.Cx, 75.45.+j, 75.60.Ej

The field-induced spin gap is one of recent interesting topics on the one-dimensional (1D) quantum spin systems. The gap can be detected as a plateau of the magnetization curve at low temperatures. The appearance of such a magnetization plateau was theoretically predicted in several systems; the anisotropic $S = \frac{3}{2}$ antiferromagnetic chain [1,2], the $S = 1$ bond-alternating chain [3], the $S = \frac{1}{2}$ ferromagnetic-ferromagnetic-antiferromagnetic chain [4], the frustrated bond-alternating chain [5], the three-leg ladder [6], and the frustrated two-leg ladder [7]. In particular the two-leg ladder attracts a great interest in the context of the superconductivity in a doped system [8]. The standard $S = \frac{1}{2}$ uniform antiferromagnetic spin ladder has the spin gap of the lowest excitation from the nonmagnetic ground state (GS), which leads to a plateau at the magnetization $m = 0$ [9–11]. A strong coupling approach [7] indicated an additional plateau at half the saturated magnetization due to the next-nearest antiferromagnetic coupling which yields the frustration. In this paper we show another possibility of the magnetization plateau in the two-leg spin ladder, which is induced by a four-spin exchange interaction.

A four-spin exchange interaction described by a product of two-spin exchanges in a spin ladder was investigated by a field theoretical approach [12]. It indicated the possibility of a different type of massive phase from the Haldane phase [13] in the nonmagnetic GS, but the state in a strong magnetic field was not discussed. On the other hand a mean field analysis [14] suggested that the $S = \frac{1}{2}$ triangular lattice antiferromagnet would have a magnetization plateau at half the saturated magnetization, if there exists a four-spin cyclic exchange interaction. It was verified by the exact diagonalization [15]. The recent experiments revealed that such multiple-spin exchange interactions are realized in the two-dimensional (2D) solid ^3He [16,17] and the 2D Wigner solid of electrons formed in a Si inversion layer [18], as well as the bcc ^3He [19]. In order to test the possibility of a similar magnetization plateau in 1D quantum spin systems, we consider the $S = \frac{1}{2}$ uniform antiferromagnetic spin ladder with the four-spin cyclic exchange at every plaquette. The magnetization process of the system is described by

the Hamiltonian

$$\begin{aligned}\mathcal{H} &= \mathcal{H}_0 + \mathcal{H}_Z, \\ \mathcal{H}_0 &= \sum_j (\mathbf{S}_{1,j} \cdot \mathbf{S}_{1,j+1} + \mathbf{S}_{2,j} \cdot \mathbf{S}_{2,j+1} + \mathbf{S}_{1,j} \cdot \mathbf{S}_{2,j}) \\ &\quad + J_4 \sum_j (P_{4,j} + P_{4,j}^{-1}), \\ \mathcal{H}_Z &= -H \sum_j (S_{1,j}^z + S_{2,j}^z),\end{aligned}\tag{1}$$

where $P_{4,j}$ is the cyclic permutation operator which exchanges the four spins around the j -th plaquette as $\mathbf{S}_{1,j} \rightarrow \mathbf{S}_{1,j+1} \rightarrow \mathbf{S}_{2,j+1} \rightarrow \mathbf{S}_{2,j} \rightarrow \mathbf{S}_{1,j}$, J_4 is the strength of the four-spin exchange and H is the applied magnetic field normalized by the two-spin exchange coupling constant. We assume J_4 is positive, as it is in the solid ^3He . This system subjected to the periodic boundary condition is studied by the exact diagonalization of the finite clusters and the size scaling of the low-lying energy spectra. For $L \times 2$ -spin systems, the lowest energy of \mathcal{H}_0 in the subspace where $\sum_j (S_{1,j}^z + S_{2,j}^z) = M$ is denoted as $E(L, M)$. Using Lanczos' algorithm, we calculated $E(L, M)$ ($M = 0, 1, 2, \dots, L$) for even- L systems up to $L = 16$. The macroscopic magnetization is defined as $m = \frac{M}{L}$.

The nonmagnetic GS of the system (1) with $J_4 = 0$ is in a massive phase equivalent to the Haldane phase of the $S = 1$ antiferromagnetic chain and the low-lying excitation has a finite energy gap for $m = 0$. On the other hand, the magnetic GS is always gapless [20,21] except for the saturation. Thus the magnetization curve has a plateau at $m = 0$, while no other plateau appear up to $m = 1$, as far as $J_4 = 0$. The four-spin exchange, however, is expected to induce a plateau at $m = \frac{1}{2}$, because the interaction stabilizes the '*uud*' state, mentioned in Ref. [14], of the four spins around every plaquette within a mean field argument. We concentrate on the plateau at $m = \frac{1}{2}$, rather than the nonmagnetic GS.

The magnetic excitation gap giving $\delta M = \pm 1$ of the $L \times 2$ -spin systems described by the total Hamiltonian \mathcal{H} is given by

$$\Delta_{\pm} \equiv E(L, M \pm 1) - E(L, M) \mp H. \quad (2)$$

For the gapless system in the thermodynamic limit, the conformal field theory [22] (CFT) predicts the asymptotic form of the size dependence of the gap as $\Delta_{\pm} \sim O(1/L)$ with fixed $m = M/L$. When H_+ and H_- are defined as

$$\begin{aligned} E(L, M+1) - E(L, M) &\rightarrow H_+ \quad (L \rightarrow \infty), \\ E(L, M) - E(L, M-1) &\rightarrow H_- \quad (L \rightarrow \infty), \end{aligned} \quad (3)$$

H_+ and H_- has the same value and it gives the magnetic field H for the magnetization m in the thermodynamic limit. In contrast to the gapless case, if the system has a finite gap even in the infinite length limit, Δ_+ and Δ_- are still finite for $L \rightarrow \infty$. It leads to the difference between H_+ and H_- and a plateau appears for $H_- < H < H_+$ at $m = M/L$ in the magnetization curve at $T = 0$.

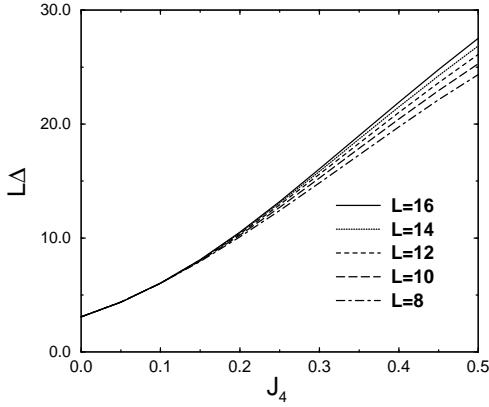


FIG. 1. Scaled gap $L\Delta$ versus the strength of the four-spin exchange interaction J_4 .

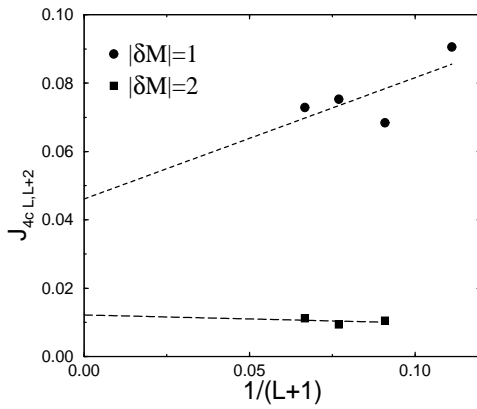


FIG. 2. L -dependent fixed point $J_{4c,L+2}$ of the gap for $\delta M = \pm 1$ (circles) and $\delta M = \pm 2$ (squares) are plotted versus $1/(L+1)$ to determine J_{4c} in the thermodynamic limit. The estimated value is $J_{4c} = 0.05 \pm 0.01$ for $\delta M = \pm 1$, which does not well agree with the result for $\delta M = \pm 2$ $J_{4c} = 0.01 \pm 0.01$. Thus we conclude $J_{4c} = 0.05 \pm 0.04$.

The sum $\Delta \equiv \Delta_+ + \Delta_-$ is a good order parameter to investigate the plateau-nonplateau transition with the finite-size scaling [2], because Δ corresponds to the length of the plateau in the magnetization curve in the thermodynamic limit. The scaled gap $L\Delta$ of finite systems ($L = 8 \sim 16$) at $m = 1/2$ is plotted versus J_4 in Fig. 1. For $J_4 > 0.2$ the scaled gap obviously increases with increasing L , which means that a finite gap exists in the thermodynamic limit. For small J_4 around the region $0 < J_4 < 0.1$, the scaled gap looks almost independent of L . It implies that the system is gapless at a finite region of the parameter J_4 , which is reminiscent of the Kosterlitz-Thouless (KT) transition [23]. According to our precise analysis, the $L\Delta$ curves for L and $L+2$ have an intersection in the region $0 < J_4 < 0.1$ for each L . Thus the critical point J_{4c} can be estimated by the phenomenological renormalization group (PRG) equation [24]

$$(L+2)\Delta_{L+2}(J'_4) = L\Delta_L(J_4). \quad (4)$$

We define $J_{4c,L+2}$ as the L -dependent fixed point of (4) and it is extrapolated to the thermodynamic limit. $J_{4c,L+2}$ is plotted versus $1/(L+1)$ as solid circles in Fig. 2. Although the convergence of $J_{4c,L+2}$ with increasing L is not good, the least square fitting of the form $J_{4c,L+2} \sim J_{4c} + A/(L+1)$ gives the extrapolated result $J_{4c} = 0.05 \pm 0.01$ as the dashed line in Fig. 2. To test the precision of the value, we did the same analysis using the gap for $\delta M = \pm 2$ instead of Δ_{\pm} as solid squares shown in Fig. 2 where the fixed point can be obtained only for $L \geq 10$. It gave $J_{4c} = 0.01 \pm 0.01$ which is not well coincide with the above result, which implies that the available system size is not enough to determine J_{4c} with the fitting of $1/(L+1)$. (Such a difficulty of the precise decision of the critical point by PRG is sometimes due to the logarithmic size correction in the case of the KT transition. [25]) Assuming that the system is gapless for $J_4 = 0$, we conclude $J_{4c} = 0.05 \pm 0.04$ within the present analysis.

We present the GS magnetization curve in the thermodynamic limit for $J_4=0$ and 0.1 . In the latter case the magnetization plateau should appear at $m = \frac{1}{2}$ in contrast to the former, as discussed above. Note that the four-spin exchange interaction reduces the spin gap just above the nonmagnetic GS. According to our present analysis based on PRG, the gap for $m = 0$ vanishes at a critical value \tilde{J}_{4c} , which should be distinguished from J_{4c} for $m = \frac{1}{2}$, and the nonmagnetic GS will belong to a different massive phase from the Haldane phase for $J_4 > \tilde{J}_{4c}$. The critical value \tilde{J}_{4c} , however, is obviously larger than 0.1 . Thus even in the case of $J_4 = 0.1$ the spin gap due to the Haldane mechanism still exists for $m = 0$ and we can use the same method to give the magnetization curve as used for the $S = 1$ antiferromagnetic chain [28].

For $J_4 = 0.1$ the left hand sides of the form (3) calculated for $m = 0, \frac{1}{4}, \frac{1}{3}, \frac{1}{2}, \frac{2}{3}$ and $\frac{3}{4}$ are plotted versus $1/L$

in Fig. 3. It shows $H_+ = H_-$ except for $m = 0$ and $\frac{1}{2}$. Thus we take the mean value of the two for the magnetic field H for each m .

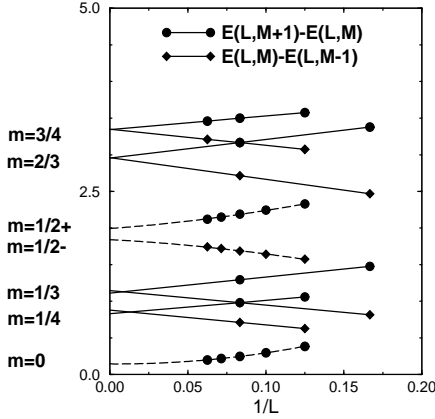


FIG. 3. $E(L, M+1) - E(L, M)$ and $E(L, M) - E(L, M-1)$ plotted versus $1/L$ with fixed m for $J_4 = 0.1$. The dashed curves are guides to the eye. The extrapolated points for $m = 0$, $m = 1/2-$ and $m = 1/2+$ correspond to the results of the Shanks' transformation $H_{c1} = 0.15 \pm 0.03$, $H_- = 1.84 \pm 0.06$ and $H_+ = 1.99 \pm 0.09$, respectively.

Since the nonmagnetic GS is massive for $J_4 = 0$ and 0.1 , the size correction of H_+ decays faster than $\frac{1}{L}$ as shown in Fig. 3. Thus we use the Shanks' transformation [29] $P'_n = (P_{n-1}P_{n+1} - P_n^2)/(P_{n-1} + P_{n+1} - 2P_n)$ twice for the sequence $E(L, 1) - E(L, 0)$ for $L=6, 8, 10, 12$ and 14 , and obtain $H_{c1} = 0.503 \pm 0.003$ and 0.15 ± 0.03 for $J_4=0$ and 0.1 , respectively. The saturation field H_{c2} is given by the L -independent quantity $E(L, L) - E(L, L-1)$.

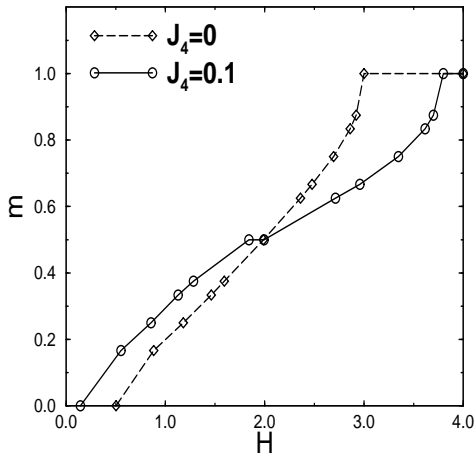


FIG. 4. GS magnetization curves in the thermodynamic limit for $J_4 = 0$ and 0.1 . The latter has the magnetization plateau at half the saturation value.

In the case of $J_4 = 0.1$, for $m = 1/2$ H_+ and H_- are

obviously different and the size correction decays faster than $1/L$, as shown in Fig. 3, which is consistent with a finite gap. Then we estimate H_+ and H_- by the Shanks' transformation and get $H_+ = 1.99 \pm 0.09$ and $H_- = 1.84 \pm 0.06$. For $J_4 = 0$ H_+ and H_- correspond even at $m = 1/2$. We present the results for $J_4 = 0$ and 0.1 in Fig. 4, where we also used the values of H for $m = 1/6, 3/8, 5/8, 5/6$ and $7/8$ which are estimated by the same method as mentioned above. The curve has a plateau at $m = 1/2$ ($H_- < H < H_+$) for $J_4 = 0.1$.

Our present PRG analysis shows that the gap does not behave as $\Delta \sim (J_4 - J_{4c})^\nu$. If we define the size-dependent exponent ν_L , it diverges as L increases. Instead, if the gap behaves like

$$\Delta \sim \exp\left(-\frac{a}{(J_4 - J_{4c})^\sigma}\right), \quad (5)$$

as in the case of universality class of KT transitions ($\sigma = \frac{1}{2}$), the Roomany-Wyld approximation for the Callen-Symanzik β -function [26], which is defined as

$$\beta_{L, L+2}(J_4) = \frac{1 + \log\left(\frac{\Delta_{L+2}(J_4)}{\Delta_L(J_4)}\right) / \log\left(\frac{L+2}{L}\right)}{\left[\frac{\Delta'_L(J_4)\Delta'_{L+2}(J_4)}{[\Delta_L(J_4)\Delta_{L+2}(J_4)]}\right]^{\frac{1}{2}}}, \quad (6)$$

should have the form

$$\beta_{L, L+2}(J_4) \sim (J_4 - J_{4c, L+2})^{1+\sigma}. \quad (7)$$

Fitting the form (7) to the calculated function (6) for each L , σ is estimated as follows: $\sigma_{10,12} = 0.38 \pm 0.10$, $\sigma_{12,14} = 0.43 \pm 0.10$ and $\sigma_{14,16} = 0.49 \pm 0.10$. The results are consistent with $\sigma = \frac{1}{2}$. Thus we conclude the critical behavior near J_{4c} for $m = \frac{1}{2}$ is characterized by the universality class of the KT transition.

Furthermore we estimate the central charge c of CFT, using the asymptotic form of the GS energy per site

$$\frac{1}{L}E(L, M) \sim \epsilon(m) - \frac{\pi}{6}cv_s \frac{1}{L^2} \quad (L \rightarrow \infty), \quad (8)$$

where v_s is the sound velocity which is the gradient of the dispersion curve at the origin. The result shown in Fig. 5 suggests $c = 1$ with only a few percent errors for $m = \frac{1}{2}$ and $0 \leq J_4 \leq 0.1$. It also supports the KT transition.

The critical exponent η , associated with the spin correlation function in the leg direction like $\langle S_0^+ S_r^- \rangle \sim (-1)^r r^{-\eta}$, can be estimated by the form of the gap $\Delta_\pm \sim \pi v_s \eta / L$ ($L \rightarrow \infty$) [2]. The estimated η , shown in Fig. 5, seems close to $\frac{1}{2}$ around the critical point J_{4c} , rather than $\frac{1}{4}$ which is expected for the KT transition. We think there is a possible jump from $\eta = \frac{1}{4}$ to $\eta = \frac{1}{2}$ at J_{4c} because the elementary excitations is expected to behave like the free Fermion systems ($\eta = \frac{1}{2}$) at the edge of the plateau for $J_4 > J_{4c}$ [5]. The present small cluster analysis could not detect such a discontinuity. Another exponent η^z defined as $\langle S_0^z S_r^z \rangle \sim \cos(2k_F r) r^{-\eta^z}$ can also be estimated from the L -dependence of the soft mode

gap with the momentum $2k_F = 2\pi m$ [21]. We checked the validity of the relation $\eta\eta^z = 1$ around J_{4c} which is consistent with the Luttinger liquid theory [27] leading to $\eta = \frac{1}{2}$ in the free Fermion case.

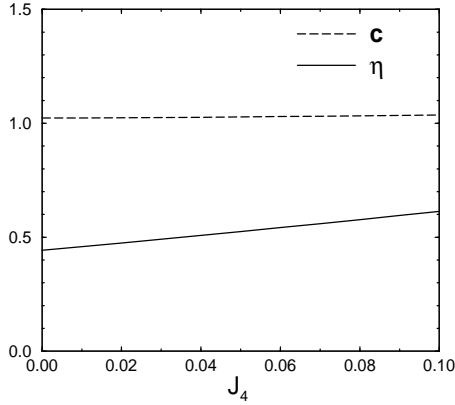


FIG. 5. Estimated central charge c and exponent η around J_{4c} . The result indicates $c = 1$ which is consistent with the KT transition. η is close to $\frac{1}{2}$ rather than $\frac{1}{4}$.

The spin gap at $m = 0$ has already been observed in several real ladder compounds, for example $\text{Cu}_2(\text{C}_2\text{H}_{12}\text{N}_2)_2\text{Cl}_4$ [30,20] and $\text{La}_6\text{Ca}_8\text{Cu}_{24}\text{O}_{41}$ [31]. The magnetization plateau, however, has not been detected at any finite magnetization. We hope some new ladder materials with the field-induced spin gap will be discovered in the near future.

In summary the finite cluster calculation and size scaling study showed that the $S = \frac{1}{2}$ antiferromagnetic spin ladder with the four-spin cyclic exchange interaction at every plaquette has the magnetization plateau at $m = 1/2$ for $J_4 > J_{4c} = 0.05 \pm 0.04$ and the phase transition with respect to J_4 belongs to the KT universality class.

We wish to thank Prof. K. Nomura for fruitful discussions. We also thank the Supercomputer Center, Institute for Solid State Physics, University of Tokyo for the facilities and the use of the Fujitsu VPP500.

- [6] D. C. Cabra, A. Honecker and P. Pujol, Phys. Rev. Lett. **79**, 5126 (1997).
- [7] F. Mila, preprint, cond-mat/9805029.
- [8] See, for a review, E. Dagotto and T. M. Rice, Science **271**, 618 (1996) and references therein.
- [9] K. Hida, J. Phys. Soc. Jpn. **60**, 1347 (1991).
- [10] E. Dagotto, J. Riera and D. Scalapino, Phys. Rev. B **45**, 5744 (1992).
- [11] M. Troyer, H. Tsunetsugu and T. M. Rice, Phys. Rev. B **53**, 251 (1996).
- [12] A. A. Nersisyan and A. M. Tsvelik, Phys. Rev. Lett. **78**, 3939 (1997).
- [13] F. D. M. Haldane, Phys. Lett. **93A**, 464 (1993); Phys. Rev. Lett. **50**, 1153 (1983).
- [14] K. Kubo and T. Momoi, Z. Phys. B **103**, 485 (1997).
- [15] G. Misguich *et al.*, preprint, cond-mat/9803144.
- [16] K. Ishida *et al.*, Phys. Rev. Lett. **79**, 3451 (1997).
- [17] M. Roger *et al.*, Phys. Rev. Lett. **80**, 1308 (1998).
- [18] T. Okamoto and S. Kawaji, Phys. Rev. B **57**, 9097 (1998).
- [19] See for reviews, D. D. Osheroff, J. Low Temp. Phys. **87**, 297 (1992); M. Roger, J. H. Hetherington and J. M. Delrieu, Rev. Mod. Phys. **55**, 1 (1983); M. C. Cross and D. S. Fisher, Rev. Mod. Phys. **57**, 881 (1985).
- [20] C. A. Hayward, D. Poilblanc and L. P. Lévy, Phys. Rev. B **54**, R12649 (1996).
- [21] R. Chitra and T. Giamarchi, Phys. Rev. B **55**, 5816 (1997).
- [22] J. L. Cardy, J. Phys. **A 17**, L385 (1984); H. W. Blöte, J. L. Cardy and M. P. Nightingale, Phys. Rev. Lett. **56**, 742 (1986); I. Affleck, Phys. Rev. Lett. **56**, 746 (1986).
- [23] J. M. Kosterlitz and D. J. Thouless, J. Phys. **C 6**, 1181 (1973).
- [24] M. P. Nightingale, Physica **83A**, 561 (1976).
- [25] K. Nomura and K. Okamoto, J. Phys. A: Math. Gen. **27**, 5773 (1994).
- [26] H. H. Roomany and H. W. Wyld, Phys. Rev. **D 21**, 3341 (1980).
- [27] F. D. M. Haldane, J. Phys. **C 14**, 2585 (1981).
- [28] T. Sakai and M. Takahashi, Phys. Rev. **B 43**, 13383 (1991).
- [29] D. Shanks, J. Math. Phys. **34**, 1 (1955).
- [30] G. Chaboussant *et al.*, Phys. Rev. B **55**, 3046 (1997).
- [31] T. Imai *et al.*, Phys. Rev. Lett. **81**, 220 (1998).

-
- [1] M. Oshikawa, M. Yamanaka and I. Affleck, Phys. Rev. Lett. **78**, 1984 (1997).
 - [2] T. Sakai and M. Takahashi, Phys. Rev. B **57**, R3201 (1998).
 - [3] T. Tonegawa, T. Nakao and M. Kaburagi, J. Phys. Soc. Jpn. **65**, 3317 (1996).
 - [4] K. Hida, J. Phys. Soc. Jpn. **63**, 2359 (1994); K. Okamoto, Solid State Commun. **98**, 245 (1995).
 - [5] K. Totsuka, Phys. Rev. B **57**, 3454 (1998).