

Continuous phase transition in a spin-glass model without time-reversal symmetry

G. Parisi

*Dipartimento di Fisica and INFN, Universita di Roma La Sapienza
P. A. Moro 2, 00185 Roma (Italy)
E-Mail: giorgio.parusi@roma1.infn.it*

M. Picco

*LPTHE
Universit  Pierre et Marie Curie, PARIS VI
Universit  Denis Diderot, PARIS VII
Boite 126, Tour 16, 1^{er}  tage, 4 place Jussieu
F-75252 Paris CEDEX 05, FRANCE
E-Mail: picco@lpth.e.jussieu.fr*

and

*Departamento de F sica,
Universidade Federal do Esp rito Santo
Vit ria - ES, Brazil*

F. Ritort

*Departament de F sica Fonamental, Facultat de F sica
Universitat de Barcelona, Diagonal 647
08028 Barcelona (Spain).
E-Mail: ritort@ffn.ub.es
(April 30, 2018)*

We investigate the phase transition in a strongly disordered short-range three-spin interaction model characterized by the absence of time reversal symmetry in the Hamiltonian. In the mean-field limit the model is well described by the Adam-Gibbs-DiMarzio scenario for the glass transition; however in the short-range case this picture turns out to be modified. The model presents a finite temperature continuous phase transition characterized by a divergent spin-glass susceptibility and a negative specific heat exponent. We expect the nature of the transition in this 3-spin model to be the same as the transition in the Edwards-Anderson model in a magnetic field, with the advantage that the strong crossover effects present in the latter case are absent.

I. INTRODUCTION

Nowadays there is large activity of research in the problem of the glass transition from the perspective of spin-glass theory^{1,2}. This interest originates from old observations by T. Kirkpatrick, D. Thirumalai and P. Wolynes³ who found a striking similarity between the dynamical equations of some mean-field spin glass models and the mode-coupling equations for glasses. The mode-coupling equations are characterized by the presence of a dynamical singularity at a temperature T_d below which spin-spin correlation functions do not decay to zero in the infinite time limit signalling the breaking of ergodicity⁴. Above but close to T_d the correlation functions display a plateau which separates two different relaxational regimes (the alpha and the beta processes). The family of models which show this behavior are those with one-step of replica symmetry breaking (models with an infinite number of breaking steps describe better the spin-glass behavior found in strongly disordered magnets). These models are characterized by two singularities or transition temperatures. One transition is purely dynamical and corresponds to the mode-coupling transition T_d previously described. The other transition at $T_c < T_d$ is thermodynamic and corresponds to a temperature below which replica symmetry breaks and the configurational entropy (also called complexity) vanishes. The transition at T_c has features of both first and second order transitions like a discontinuity in the Edwards-Anderson order parameter and a finite jump in the specific heat.

It is widely accepted that the origin of the dynamical transition at T_d (where the relaxation time diverges and ergodicity breaks) originates from the presence of an exponentially large number of states (exponentially large with the system size) which trap the system for exponentially large times forbidding the system to reach the equilibrium Gibbs measure. But it is also clear (and this was also recognized as a strong limitation in the original mode coupling-theory) that equilibrium below T_d should be restored in finite-dimensional systems where activated or nucleation process (i.e. jumps over finite free energy barriers) take place in a finite time. What is the final theory which correctly describes the nucleation processes taking place in glasses is one of the major open problems. The behavior of T_c in

the presence of short-range interactions is less clear. According to the mean-field picture the transition at T_c (where replica symmetry breaks) could well survive in finite dimensions. At T_c the configurational entropy would still vanish. This scenario is nothing else (but now rephrased in the spin-glass language) than the Adam-Gibbs-DiMarzio scenario (hereafter referred as AGM) for the ideal glass transition^{5,6}.

On top of this connection between the spin-glass theory and mode-coupling theory, a very interesting connection has also been established between the statics and dynamics of glassy systems in the off-equilibrium regime. In this case, the equilibrium order parameter for spin-glasses (the so called $P(q)$ function) is intimately related to the fluctuation-dissipation ratio². This link between statics and dynamics, originally suggested by the analysis of exactly solvable mean-field spin glasses^{7,8}, is actually supported by extensive numerical simulations⁹ and general arguments based on the assumption of linear response theory applied to short-range spin-glass models¹⁰.

All these previous studies cannot predict how short-range corrections change the mean-field behavior. And in particular, it is unclear how the AGM scenario typical of a first order spin-glass transitions is modified in finite dimensions. The answer may crucially depends on the presence of quenched disorder in the system and the mean-field critical behavior can be significantly altered in finite dimensions. Here, we will see that the mean-field scenario à la AGM does not survive in finite dimensions for a certain class of models.

A preliminary account of some parts of this work has recently appeared in a different context¹¹ where a Binder-like parameter was proposed to study replica symmetry breaking transitions. Also, different cases of the present model have been already studied in references¹²⁻¹⁴. So our work complements these results although the case we study here lacks time reversal symmetry sharing some features of the Ising spin glass in a magnetic field.

The paper is divided as follows. In the section II we define the model and the numerical algorithm is explained in section III. In section IV we present the equilibrium results obtained by simulating small systems. In section V we present results for the order parameter and its cumulants. In section VI we give results for a new parameter (to be defined latter) which unambiguously shows the existence of a phase transition. Section VII is devoted to a discussion of the dynamical properties. Finally, in section VIII, we summarize the main results and discuss some peculiar features of the present model.

II. THE SHORT-RANGED P-SPIN MODEL

The present model is a short-range generalization of the multi-spin interaction mean-field Ising spin glass defined by^{15,16},

$$\mathcal{H} = - \sum_{(i_1, i_2, \dots, i_p)} J_{i_1 i_2 \dots i_p} \sigma_{i_1} \sigma_{i_2} \dots \sigma_{i_p}, \quad (1)$$

where the spins σ_i , $1 \leq i \leq N$ (N is the size of the system) can take the values ± 1 and the $J_{i_1 i_2 \dots i_p}$ are quenched random variables with zero mean and variance $p!/(2N^{p-1})$. In (1) all possible multiplets of p spins interact through the random couplings $J_{i_1 i_2 \dots i_p}$. Consequently there is no spatial dimensionality and the model retains its full mean-field character. In order to go beyond mean-field theory we need to suitably modify the model introducing short-ranged interactions in a finite-dimensional lattice. A possible way to modify eq.(1) is to consider only links which couple nearest-neighbors in a finite-dimensional regular lattice. For instance, we could locate the spins in the vertices of the lattice and consider only a certain set of triangles ($p = 3$), a certain set of squares ($p = 4$) and for a general p , only a certain set of plaquettes containing p spins of the lattice^{17,18}. In the presence of quenched disorder, such constructions have been considered in several cases¹⁹⁻²¹. In particular, in²¹ a simple cubic lattice with $p = 4$ was studied. Although freezing behavior was observed, no evidence for a finite temperature transition was found in three dimensions. Unfortunately, this type of models with binary exchange couplings has a large ground state degeneracy causing strong crossover effects (due to the presence of a non trivial zero-temperature fixed point) at low temperatures. Furthermore, in this type of models the lower critical dimension seems to increase with p . This implies that large dimensions need to be studied in order to find a phase transition. More work is certainly necessary to identify whether the AGM scenario is valid in finite dimensions for this type of models.

The model we are going to study here is an alternative way to include short-range corrections. We locate M different Ising spins $\sigma_j^{i_1 i_2 \dots i_D}$ in each site of a regular cubic lattice. In this notation j enumerates the different spins (it ranges from 1 to M) in a given site with coordinates (i_1, i_2, \dots, i_D) where $1 \leq i_1, i_2, \dots, i_D \leq L$ and L is the lattice size of the cubic lattice and D is the dimensionality. The volume of the system is therefore given by $V = L^D$. The Hamiltonian is defined as follows :

$$\mathcal{H} = \sum_{1 \leq i_1, i_2, \dots, i_p \leq L} \sum_{\mu=1}^D \mathcal{H}_{link}, \quad (2)$$

where \mathcal{H}_{link} is the Hamiltonian corresponding to the link defined by the site (i_1, i_2, \dots, i_D) and the direction μ , $1 \leq \mu \leq D$. In our notations, a link is a pair (P, μ) which couples the point $P \equiv (i_1, i_2, \dots, i_D)$ to the nearest neighbor site in the μ direction $P + \mu \equiv (i_1, \dots, i_\mu + 1, \dots, i_D)$. Note that in eq.(2) each link is counted only once. For each link we sum all the possible groups of p spins out of the $2M$ spins located at nearest neighboring sites of the lattice (with $p \leq 2M$). The final expression for \mathcal{H}_{link} is given by

$$\mathcal{H}_{link} = - \sum_{k=1}^p \sum_{1 \leq a_i \leq M} \sum_{1 \leq b_i \leq M} J_{link}^{(a_1 \dots a_k, b_1 \dots b_{p-k})} \sigma_{a_1}^P \sigma_{a_2}^P \dots \sigma_{a_k}^P \sigma_{b_1}^{P+\mu} \sigma_{b_2}^{P+\mu} \dots \sigma_{b_{p-k}}^{P+\mu}. \quad (3)$$

The couplings $J_{link}^{(a_1 \dots a_k, b_1 \dots b_{p-k})}$ are random variables (which take the values ± 1) uncorrelated for different links (P, μ) and sets of p spins $(a_1 \dots a_k, b_1 \dots b_{p-k})$. Other versions of the model (for instance, $J_{link}^{(a_1 \dots a_k, b_1 \dots b_{p-k})} = J^{(a_1 \dots a_k, b_1 \dots b_{p-k})}$, i.e. translational invariant disorder) are also possible and they could have different properties.

As we observed in the introduction, the present model has received considerable attention quite recently. A preliminary short account of our work was presented in¹¹. In three dimensions, an exhaustive numerical study of the statics and the dynamics has been done in the case $M = 4, p = 4$ ¹² while the case $M = 3, p = 4$ has been studied in¹³. So the main results on this model (except¹¹) were obtained for the $p = 4$ model. The study of the Gaussian propagators around the mean-field limit $M \rightarrow \infty$ as well as the $1/M$ expansion were considered in¹⁴. The case we study here has the crucial property that the Hamiltonian (3) does not have the symmetry under time reversal (i.e. the global symmetry $\sigma_i \rightarrow -\sigma_i, \forall i$).

Here we will present exhaustive results for the case $M = 2, p = 3$ in $D = 4$. We have chosen these parameters for the following reasons:

- $p = 3$: This is the simplest case which lacks time reversal symmetry. We expect in this case more clear results about the existence of replica symmetry breaking transitions in short-range systems.
- $M = 2$: This is the simplest and non-trivial case. Larger values of M require always more computational effort.
- $D = 4$: To be sure that we find a finite-temperature phase transition we have studied a large dimensionality compatible with a reasonable computational effort.

For $p = 3, M = 2$ the general Hamiltonian eq.(2) reads

$$\mathcal{H} = - \sum_{i=1}^V \sum_{\mu=1}^D (J_{(11,10)}^{i,\mu} \sigma_1^i \sigma_2^i \sigma_1^{i+e_\mu} + J_{(11,01)}^{i,\mu} \sigma_1^i \sigma_2^i \sigma_2^{i+e_\mu} + J_{(10,11)}^{i,\mu} \sigma_1^i \sigma_1^{i+e_\mu} \sigma_2^{i+e_\mu} + J_{(01,11)}^{i,\mu} \sigma_2^i \sigma_1^{i+e_\mu} \sigma_2^{i+e_\mu}), \quad (4)$$

where the $(e_\mu; \mu = 1, \dots, D)$ denote the different unit vectors in a D dimensional lattice. The J 's are binary uncorrelated random variables and we will consider periodic boundary conditions.

Note that the model (4) has three spin interactions. One would simply expect the transition to belong to the class of ϕ^3 theories. As we will see in the following sections, there is indeed a phase transition occurring in the present model. The absence of time-reversal symmetry in this model has crucial implications on the type of phase transition. We anticipate that the transition is related to the breaking of ergodicity at low temperatures, a consequence of the breaking of replica symmetry, the crucial symmetry to describe strongly disordered systems. We will try to clarify and give evidences on this point in forthcoming sections.

III. THE NUMERICAL ALGORITHM

We have studied the model in four dimensions using the parallel tempering method^{22,23}. This is a good numerical method to equilibrate disordered systems at low temperatures. Contrarily to the simulated tempering method, in this algorithm it is not necessary to determine the free energy at different temperatures to reach equiprobability in the occupancies of these temperatures. Although the parallel tempering is a very efficient method to surmount energy barriers it is not clear how good the performance of the algorithm is in presence of entropy barriers (i.e. when relaxation to equilibrium takes place along narrow channels or gutters in phase space).

The implementation of this algorithm is quite easy. It has been widely explained in the literature (for instance, see the reviews^{23,26,27}) and we will limit ourselves to sketch the main steps of the algorithm. We consider a set of

N_T copies or replicas of the same system which stay at different temperatures (T_i ; $i = 1, \dots, N_T$). Each copy or replica is then specified by a pair (\mathcal{C}, i) where \mathcal{C} denotes the microscopic configuration (i.e. the values of all the spins) and the temperature T_i of the copy i . We can then construct a Markov process in the space of configurations plus temperatures which satisfies ergodicity and detailed balance by allowing the following moves:

- 1) Change configuration at fixed temperature: $(\mathcal{C}, i) \rightarrow (\mathcal{C}', i)$ with probability

$$P((\mathcal{C}, i) \rightarrow (\mathcal{C}', i)) = \text{Min}(1, \exp(-\beta(\mathcal{H}(\mathcal{C}') - \mathcal{H}(\mathcal{C}))) . \quad (5)$$

- 2) Exchange configurations of two systems at temperatures β_i, β_j : $\{(\mathcal{C}, i), (\mathcal{C}', j)\} \rightarrow \{(\mathcal{C}', i), (\mathcal{C}, j)\}$ with probability

$$P(\{(\mathcal{C}, i), (\mathcal{C}', j)\} \rightarrow \{(\mathcal{C}', i), (\mathcal{C}, j)\}) = \text{Min}(1, \exp(-(\beta_i - \beta_j)(\mathcal{H}(\mathcal{C}) - \mathcal{H}(\mathcal{C}')))) . \quad (6)$$

The first type of move is the usual change of configuration at fixed temperature in the Monte Carlo method. The second move avoids the system to get trapped in deep metastable minima. With this algorithm configurations which are far from each other can be reached by allowing a single copy of the system to extract energy from other copies through a coupling mechanism step (2), eq. (6) induced by the dynamics itself. Plainly speaking the rest of the copies or replicas play the role of an external bath for a given copy. If a given copy remains trapped in a deep minima of the free energy it can escape by extracting energy from the rest of the copies. The full Markov chain reaches thermal equilibrium when all temperatures are equally occupied and for each temperature the conditioned probability distribution $P(\mathcal{C}|i)$ is a Boltzmann distribution at temperature $1/\beta_i$. In this way one simulates the model at different temperatures in the same run while being always in thermal equilibrium at different temperatures.

The time needed for the Markov process to reach the stationary distribution (i.e. the thermalization time) depends mainly on the choice of the set of temperatures and also on the ratio between the number of moves of the first (5) and second type (6). To solve the first problem, we have chosen a set of temperatures equally spaced in $\beta = 1/T$ in such a way that moves of the second type (6) do not occur with a too small probability at low temperatures. On the other hand, to uncorrelate the configurations as much as possible (in order to explore maximally distant configurations) it is convenient that the copies reach high enough temperatures. This is accomplished by enlarging the set of temperatures in the simulation up to twice the value of the critical temperature. For the present model we simulated 25 temperatures ranging from $T = 2.0$ up to $T = 5.0$ (as we will see this corresponds to a window of temperatures covering the region $0.75T_c - 2T_c$). As previously remarked, a good thermalization can be achieved by choosing an appropriate number for the ratio between the number of tempering moves of the first and second type. If the number of moves of the second type is too small then the system is not able to efficiently decorrelate and only a small number of excursions into the high-temperature region are performed. In the other extreme, the system decorrelates too fast and does not efficiently sample the landscape at a given temperature. We have tried several schemes intermediate between these two extremal cases and we have found that one move of the second type for each ten moves of the first type is a good compromise which efficiently thermalizes reasonable sizes.

We did extensive simulations for $L = 3, 4, 5, 6$ with $2^{15} = 32768$ MCS ($L = 3, 4$) and $2^{18} = 262144$ ($L = 5, 6$) MCS at each temperature. For sizes $L = 3, 4, 5, 6$ we studied 1000, 600, 300, 100 samples respectively. A preliminary study for a set of 5 samples showed that this number of steps was enough to reach thermal equilibrium for the selected sizes for the range of temperatures studied. This preliminary study turned out to be crucial to determine the smallest range of temperatures which allows the system to equilibrate. If the range of temperatures selected extends down to too low temperatures then thermalization is hardly achieved. This means that the full Markov process associated to the parallel tempering algorithm does not reach the stationary Boltzmann solution. Then, there is no guarantee that thermalization is achieved neither at low nor at high temperatures.

IV. THERMODYNAMIC OBSERVABLES

A preliminary research of the evidences for a phase transition includes the study of the temperature behavior of extensive quantities such as the internal energy or the specific heat. In figures 1 and 2 we show the internal energy and the specific heat averaged over the samples for different sizes as a function of temperature. The energy E and the specific heat C were computed using the expression,

$$E = \overline{\langle \mathcal{H} \rangle} \quad (7)$$

$$C = \frac{\beta^2}{N} (\overline{\langle \mathcal{H}^2 \rangle} - \overline{\langle \mathcal{H} \rangle}^2) . \quad (8)$$

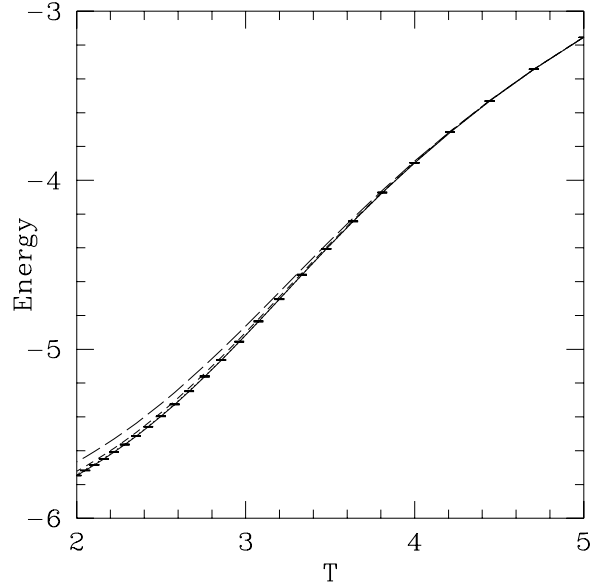


FIG. 1. Energy versus temperature ($L = 3, 4, 5, 6$ correspond to long dashed, short dashed, dot and solid lines). Error bars are shown for $L = 6$.

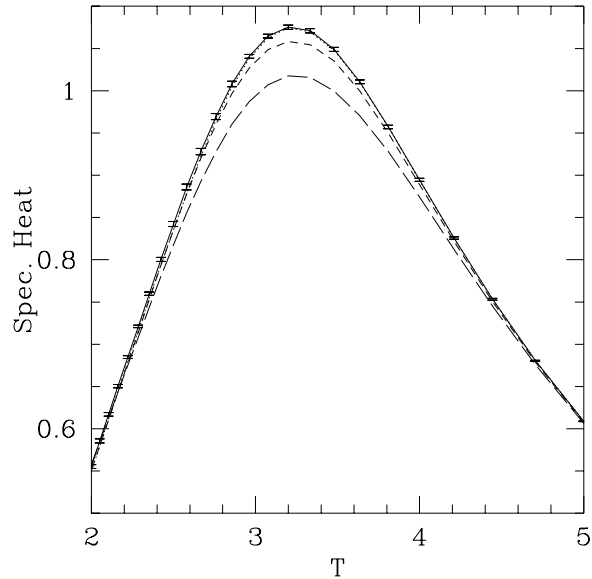


FIG. 2. Specific heat versus temperature ($L = 3, 4, 5, 6$ correspond to long dashed, short dashed, dot and solid lines). Error bars are shown for $L = 6$.

In what follows $\langle \dots \rangle$ stands for Gibbs average and $\overline{(\dots)}$ for disorder average. We note the absence of any jump in the internal energy as well as divergence or jump of the specific heat. This is a general result in phase transitions in strongly disordered systems and also applies in the present model. An important feature in figure 2 (also observed in other studies¹²) is the presence of a maximum in the specific heat at a temperature ($\simeq 3.2$) much higher than T_c (as we will see later, $T_c \simeq 2.62$). At T_c the specific heat is continuous so we expect the specific heat exponent α to be negative.

V. THE ORDER PARAMETER

It was shown long time ago by Edwards and Anderson that the appropriate order parameter for spin-glasses is a measure of the temporal freezing of the local variables (in our case, the spins) of the system. In the general framework of spin-glass theory the order parameter is computed through the introduction of replicas in the system. This is the natural way of introducing the notion of a distance between two configurations in phase space. We take two replicas of the same system $\{\sigma_i, \tau_i\}$ (i.e. two identical Hamiltonians in eq.(4) with identical realization of the couplings J 's). Then we define the global overlap Q between the two replicas $NQ = \sum_{i=1}^N \sigma_i \tau_i$ and evaluate its probability distribution $P_J(q)$ averaged over the Gibbs measure ($\langle \dots \rangle$)

$$P_J(q) = \langle \delta(q - Q) \rangle . \quad (9)$$

In our specific model the overlap is $NQ = \sum_{i=1}^N (\sigma_1^i \tau_1^i + \sigma_2^i \tau_2^i)$ where σ_1^i, σ_2^i and τ_1^i, τ_2^i occupy the site i in the two different replicas respectively. $P_J(q)$ gives the probability that two equilibrium configurations σ_i, τ_i have an overlap q . According to the mean-field scenario (the validity of which we would like to check for the present model) ergodicity breaks at low temperatures and the phase space splits up into a large number of single ergodic components or states. The barriers separating these components diverge with the size of the system suggesting that a symmetry is broken. This symmetry is generally referred to as replica symmetry and it is the symmetry under the group of permutations of a finite number of replicas. Somehow, this symmetry is artificial (actually, it emerges from the use of the replica trick, a general method to deal with the averaging of the logarithm of the partition function in disordered systems). But its physical meaning is quite appealing. Different equilibrium configurations σ_i, τ_i can take different values according to the basins of attractions (corresponding to different ergodic components) to which they belong. The function $P_J(q)$ is highly non trivial and this is a signature that different configurations quite far one from each other in the phase space contribute with a finite weight to the equilibrium partition function. Consequently, different states have always the same free energy, internal energy and entropy per site but they differ only in the structure of their typical configurations. This is signalled by a non-trivial $P_J(q)$ distribution (i.e. with several peaks at different values of q).

Another general consequence of the splitting up of the phase space into different states is the possible existence of chaotic effects in the equilibrium phase^{28,29}. A small perturbation in the Hamiltonian can change the shape of the states as well as reshuffle their Boltzmann weights. After perturbing the Hamiltonian the new configurations can be very different from the initial ones. One consequence of this effect is the existence of non self-averaging quantities. In particular, if we change completely the microscopic realization of the disorder in the original Hamiltonian (for instance, by changing the couplings J in eqs. (3,4)³¹) the new equilibrium states differ completely from the previous ones. In this case we do not add energy to the system (the new and the old states have always the same energy per site) but the reshuffling of the Boltzmann weights of the different states is enough to change completely the form of the $P_J(q)$. Then, the $P_J(q)$ is strongly non-self averaging, a result which has been proved in mean-field theory and which we would like to check also in short-range systems.

The purpose of this section is to show how the study of the $P(q) = \overline{P_J(q)}$ averaged over the disorder can yield evidence for a phase transition in the present model. In the next section we will show that the non self-averaging character of the $P_J(q)$ can be used as an independent check for the transition.

A good way to characterize the $P(q)$ is through its moments. In particular, the first moment \bar{q} , the second cumulant which directly yields the spin-glass susceptibility χ_{SG} , the skewness Y and the Binder parameter Z . More precisely, if we define the average $[f(q)] = \int dq f(q) P(q)$ (where $P(q) = \overline{P_J(q)}$) then we have :

$$\chi_{SG} = V[(q - [q])^2] , \quad (10)$$

$$Y = \frac{[(q - [q])^3]}{[(q - [q])^2]^{\frac{3}{2}}} , \quad (11)$$

$$Z = \frac{1}{2} \left(3 - \frac{[(q - [q])^4]}{[(q - [q])^2]^2} \right) . \quad (12)$$

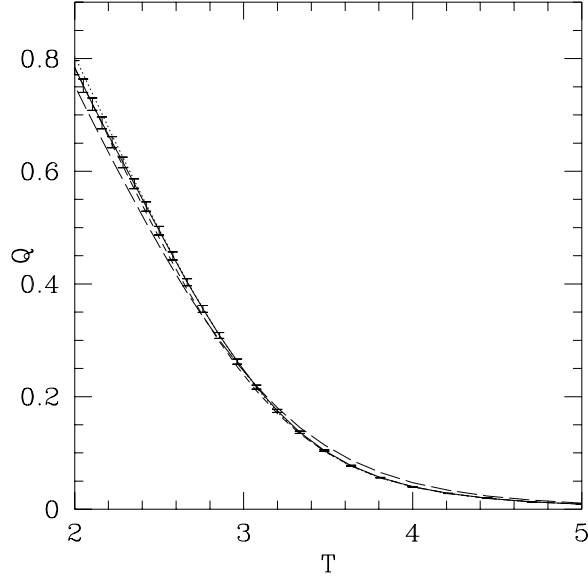


FIG. 3. First moment $[q]$ versus temperature ($L = 3, 4, 5, 6$ correspond to long dashed, short dashed, dot and solid lines). Error bars are shown for $L = 6$

In figures 3,4,6,7 we show $[q]$, χ_{SG} , Y and Z as a function of temperature for different sizes. In figure 3 we show the first moment as a function of temperature. In the presence of time reversal symmetry, $[q]$ vanishes (as well as the skewness Y) but not in the present case. Note that the curve of $[q]$ as a function of temperature is smooth without any sign of a jump or discontinuity. In mean-field spin glass transitions (continuous or discontinuous) this result is expected because the jump in $[q]$ is proportional to $(1 - m)q_{EA}$ where q_{EA} is the Edwards-Anderson parameter (the maximum value of q such that $P(q) \neq 0$) and m is the replica symmetry breaking parameter (the size of the blocks in the breaking ansatz, see³⁰ for general introductory textbooks). In continuous replica symmetry breaking transitions q_{EA} vanishes at T_c but in first-order replica symmetry breaking transitions q_{EA} is finite at T_c and $m(T_c) = 1$. In both cases there is no jump in $[q]$.

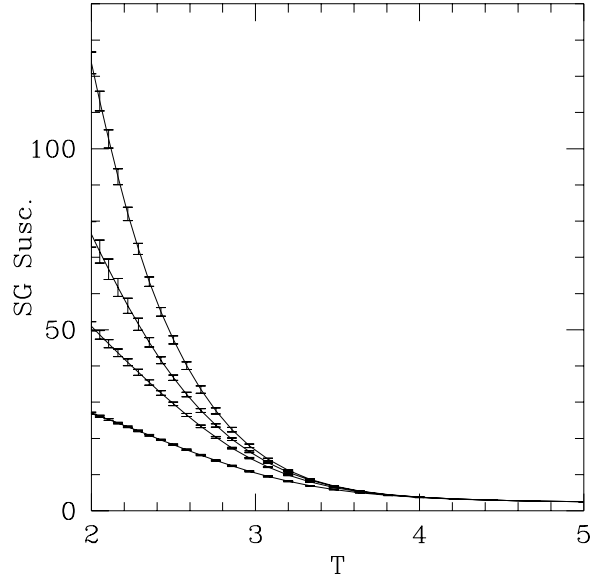


FIG. 4. χ_{SG} versus temperature. From bottom to top, $L = 3, 4, 5, 6$.

The results for the spin-glass susceptibility are more interesting. Experimentally, spin glasses show a divergence of the non-linear susceptibility χ_{nl} defined through the expansion

$$M(H) = \chi_0 H + \chi_{nl} H^3 + O(H^5). \quad (13)$$

It can be generally shown³⁰ that the non-linear susceptibility is related to the spin-glass susceptibility defined in eq.(10). Although the linear coefficient χ_0 in the expansion (13) does not show any indication of T_c the behavior of the non-linear term χ_{nl} is singular at T_c . In mean-field spin glasses with continuous transition χ_{SG} shows a power law divergence at T_c . Contrarily, in mean-field spin glasses with discontinuous RSB χ_{SG} shows a finite jump at T_c . This last feature has been claimed to be the explanation for the violation found in experiments at the glass transition for one of the two Ehrenfest relations³². Below T_c , χ_{SG} is infinite in both cases. This result is related to the non trivial character of the $P(q)$ which has contributions from different values of q . In figure 4 we show χ_{SG} for different sizes as a function of T . Indeed our results in figure 4 show an algebraic divergence of the spin-glass susceptibility χ_{SG} and a least-squares fit of the data in the high-temperature region (where finite size effects are negligible) yields $\chi_{SG} \sim (T - T_c)^{-\gamma}$ with $T_c \simeq 2.63$ and $\gamma \simeq 1.0$. A finite size scaling plot of the data for $\chi_{SG}/L^{2-\eta} \sim (T - T_c)L^{1/\nu}$ is shown in figure 5 with $\nu \simeq 2/3, \eta \simeq 1/2$. This is in agreement with the exponents relation $\gamma = (2 - \eta)\nu$ and with the previously estimated value of γ . Using the hyperscaling relation $\alpha = 2 - D\nu$ we get $\alpha \simeq -2/3$ in agreement with the absence of any singularity or jump in the specific heat (see figure 2). An independent measure of ν will be obtained in the following section. Anyway, from this first data, we may conclude that the divergence of χ_{SG} is related to the divergence of a correlation length at T_c .

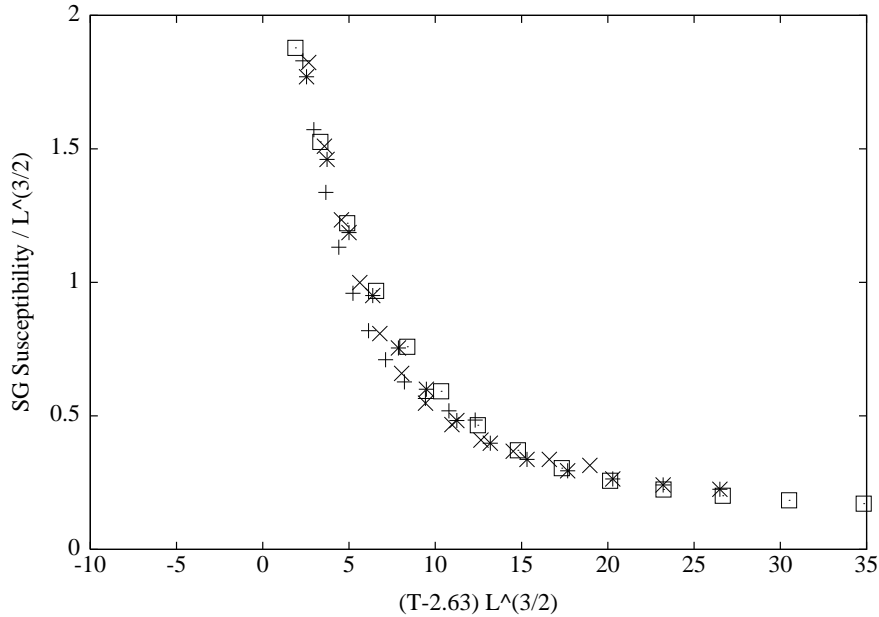


FIG. 5. Finite size scaling of the spin-glass susceptibility. Our data is compatible with $\eta \simeq 1/2, \nu = 2/3$.

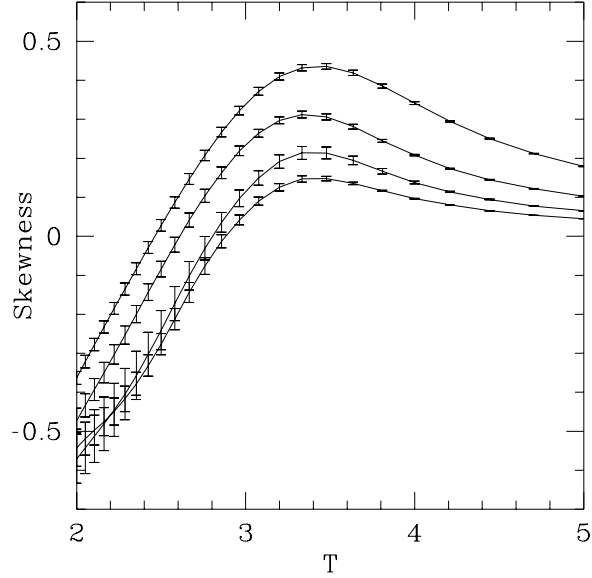


FIG. 6. Skewness versus temperature. From top to bottom, $L = 3, 4, 5, 6$.

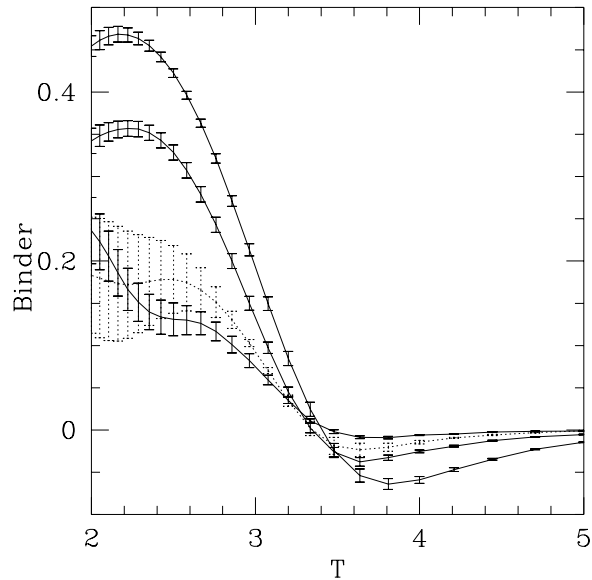


FIG. 7. Binder parameter versus temperature. From bottom to top in the high temperature phase, $L = 3, 4, 5, 6$.

Figures 4 and 5 are the first evidence for a phase transition in the model. Figures 6 and 7 show the skewness and the Binder parameter as a function of temperature. Because of the adimensional character of these quantities one expects that they should be universal in the critical point and related to the amplitudes of the renormalization group flow equations. In the large volume asymptotic regime the value of the skewness Y and the Binder parameter Z should be volume independent at T_c . Consequently T_c should manifest as a common crossing point of the curves corresponding to different system sizes. A common crossing point can be hardly identified in figures 6 and 7. Nevertheless, the fact that Y and Z do not vanish at low temperatures is a sign for a non trivial low temperature phase. Actually these two figures yield few information about the transition and it is hard to guess what is the character of the phase transition. Let us note that strikingly similar results were obtained for the Ising spin glass in a magnetic field³³.

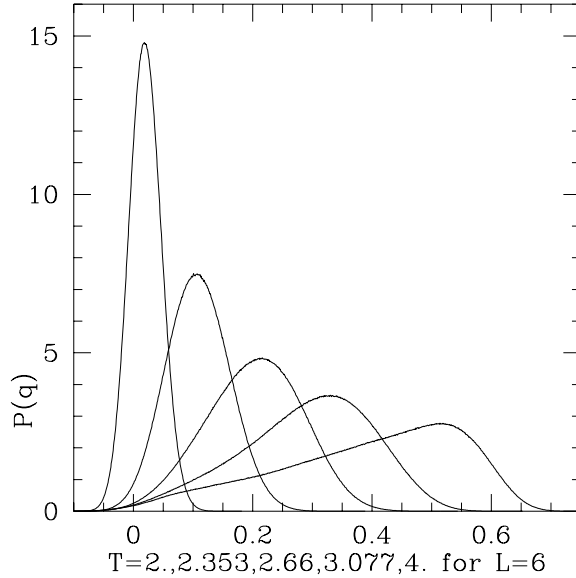


FIG. 8. $P(q)$ for $L = 6$ at different temperatures (from left to right, $T = 4, 3.077, 2.66, 2.353, 2.0$).

Contrarily to what is found in models with time-reversal symmetry the $P(q)$ is not symmetric around $q = 0$. This explains why $[q]$ and the skewness (Y) are non zero. Moreover, the fact that $Y < 0$ is related to the asymmetric character of the $P(q)$. This is clearly shown in figures 8,9 and 10. Figure 8 shows the $P(q)$ for the largest simulated size $L = 6$ at different temperatures $T = 4.0, 3.077, 2.66, 2.353, 2.0$. Note that above T_c the $P(q)$ is Gaussian and develops a non-trivial shape at low temperatures with a non vanishing tail which extends down to values of q close to zero (the presence of this tail is clearly appreciated plotting the vertical axis in a logarithmic scale).

Except for the fact that the $P(q)$ is not symmetric around $q = 0$ this behavior is reminiscent of what is observed in¹² for the $p = 4$ case. Figures 9 and 10 show the $P(q)$ for different sizes at $T = 2.66$ and at $T = 2.0$ respectively.

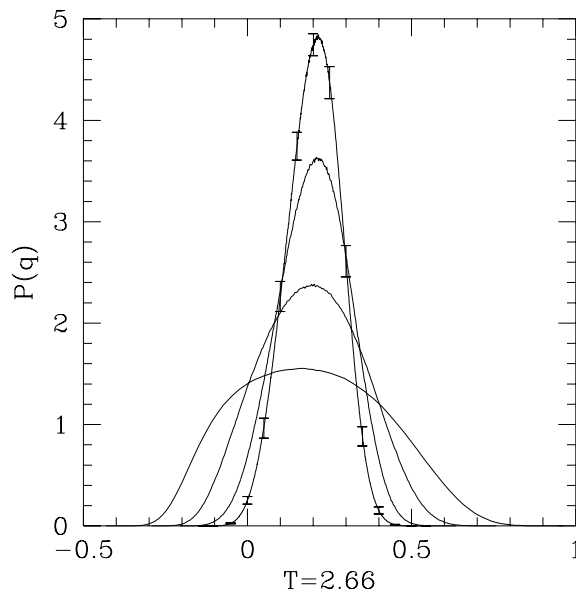


FIG. 9. $P(q)$ at $T \simeq T_c$ for $L = 3, 4, 5, 6$. For the sake of clarity, we show the error bars only for $L = 6$ and only for some values of q .

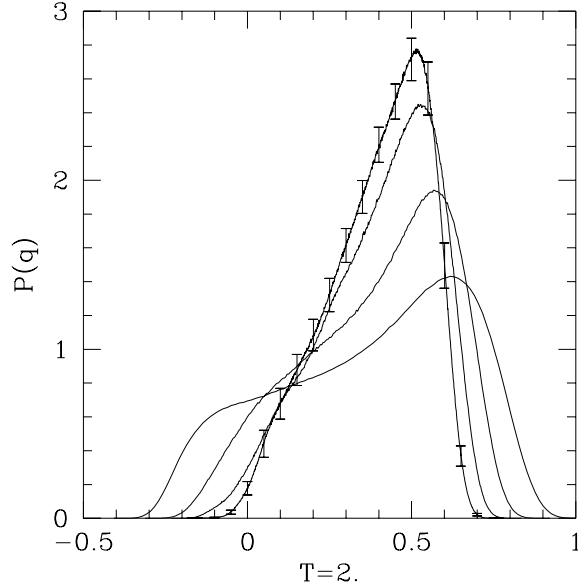


FIG. 10. $P(q)$ at $T = 2.0$ for $L = 3, 4, 5, 6$. Errors are shown for $L = 6$, for some vales of q .

VI. A NEW EVIDENCE FOR THE TRANSITION

A new evidence for the existence of a phase transition can be obtained from the study of the sample to sample fluctuations of the order parameter function $P_J(q)$. Our main observation originates from recent results obtained by F. Guerra³⁴. Guerra has shown that sample to sample fluctuations of the cumulants of the order parameter distribution $P_J(q)$ are Gaussian distributed in the thermodynamic limit. Let us now define a sample dependent (i.e. J dependent) susceptibility through

$$\chi_{SG}^J = V(\langle q^2 \rangle - \langle q \rangle^2). \quad (14)$$

Note that $\overline{\chi_{SG}^J}$ is different from χ_{SG} defined in eq.(10). It can be proved³⁴ that the following relationship is fulfilled in spin glasses below T_c

$$G = \frac{\overline{(\chi_{SG}^J)^2} - (\overline{\chi_{SG}^J})^2}{V^2 \overline{\langle (q - \langle q \rangle)^4 \rangle} - (\overline{\chi_{SG}^J})^2} = \frac{1}{3}, \quad (15)$$

where, as before, $\overline{(\cdot)}$ means average over the quenched disorder.

The interest of defining the parameter G is that it vanishes above the transition temperature in the disordered phase where sample to sample fluctuations of the $P_J(q)$ disappear in the $V \rightarrow \infty$ limit. Similar information to that obtained from (15) can be also gathered from the sample to sample fluctuations of χ_{SG}^J ,

$$A = \frac{\overline{(\chi_{SG}^J)^2} - (\overline{\chi_{SG}^J})^2}{(\overline{\chi_{SG}^J})^2}. \quad (16)$$

In principle, eq. (16) yields also non trivial behavior in the low temperature phase even though (in contrast to G) it does not necessarily converge (in the thermodynamic limit) to a temperature independent value. Both parameters (A and G) are good indicators of the transition although only A gives a precise answer to the question whether the order parameter is self-averaging or not. The reason³⁵ is that G may be finite even when the numerator and denominator in eq.(15) vanish. Actually A is the numerator of G so it gives a precise information whether self-averaging is satisfied³⁶.

Note that G is a parameter which plays the same role as the usual Binder parameter g in ferromagnets and is given (in the $V \rightarrow \infty$ limit) by $G(T) = (1/3)(1 - \Theta_H(T - T_c))$ where Θ_H is the Heaviside theta function. In RSB transitions (15) goes to zero (as the size V increases) as $1/V$ for $T > T_c$ but converges to a finite value for $T < T_c$. We expect the critical temperature (where RS breaks) to be signaled by the crossing of the different curves corresponding to different lattice sizes.

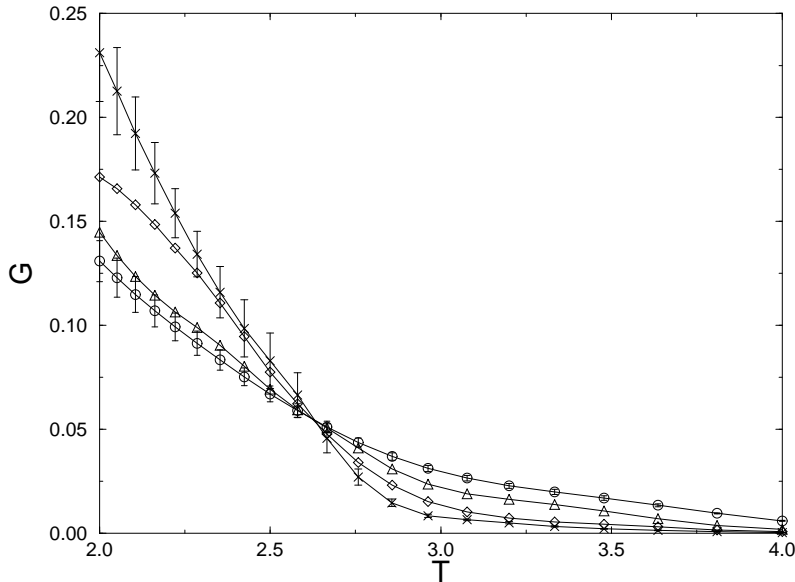


FIG. 11. Parameter G for $L = 3, 4, 5, 6$ (open circles, triangles, diamonds and crosses respectively).

Our results for G and A are shown in figures 11 and 12. Both figures show essentially the same result, i.e. the curves for G and A for different sizes display a common crossing point located approximately at $T_c \simeq 2.63$ in agreement with the result derived in the previous section from the divergence of the spin-glass susceptibility. Assuming for the parameter G the following scaling behavior $G(T) = \hat{G}(L/\xi)$ with $\xi \sim (T - T_c)^{-\nu}$ then $(dG/dT)_{T=T_c} \sim L^{1/\nu}$. In figure 13 we show the scaling behavior for A and G . The scaling plots for A and G yield a more precise fit to the critical exponent ν because it does involve only one free parameter (T_c was obtained looking at the crossing of the different curves). A good estimate for ν yields $\nu \simeq 2/3$ for both A and G but precision is not good enough to exclude a slightly smaller value (such as $\nu = 1/2$). The value $2/3$ is in good agreement with the one obtained from the divergence of the spin-glass susceptibility.

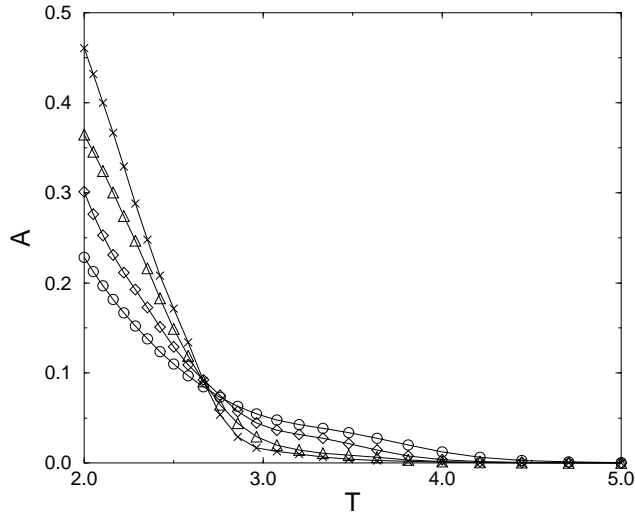


FIG. 12. Parameter A for $L = 3, 4, 5, 6$ (open circles, rhombi, triangles and crosses respectively)

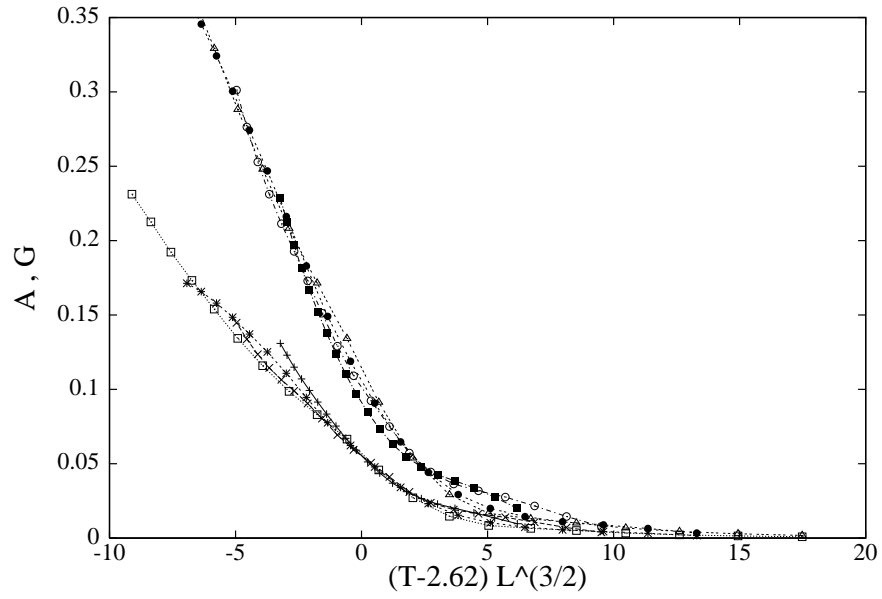


FIG. 13. Parameters A, G for different sizes $L = 3, 4, 5, 6$ versus $(T - 2.62)L^{3/2}$

Figures 11 and 12 clearly suggest that replica symmetry breaking takes place below T_c . This supports the result that the breaking of ergodicity is intimately related to the non self-averaging character of the order parameter. This result is in contradiction with heuristic arguments by Newman and Stein³⁷ who have suggested that self-averaging should be automatically restored in short-range systems due to the translational invariance symmetry of the lattice.

VII. THE DYNAMICAL EXPONENT Z

Now that we have corroborated the existence of a thermodynamic phase transition in the model we would like to learn more about its nature. In particular we would like to clarify whether the relaxation time (which is the analogous of the shear viscosity of real glasses) shows an anomalous behavior in the vicinity of the glass region. It is well known that an activated behavior in the relaxation time is one of the main characteristics in real glasses. On the other hand, a power law divergence of the relaxation time is a signature for a second order phase transition where a massive mode vanishes.

We have computed the equilibrium time correlation function $C(t)$ at several temperatures above the estimated T_c . $C(t)$ is defined through

$$C(t) = \frac{1}{V} \sum_{i=1}^V (\sigma_1^i(0)\sigma_1^i(t) + \sigma_2^i(0)\sigma_2^i(t)) . \quad (17)$$

Compared to similar studies undertaken in the $p = 4$ case^{12,13}, the analysis in the present case turns out to be more difficult. This is due to the fact that in the absence of time reversal symmetry in the Hamiltonian, $C(t)$ does not decay to zero and there is one more unknown parameter ($C(\infty)$). To have a reasonable estimate of z we did two types of measures. On the one hand we measured $C(t)$ and fitted it to a stretched exponential form

$$C(t) = q + (2 - q) \exp(-(t/\tau)^\beta) , \quad (18)$$

with three free parameters q ($C(\infty)$), τ (the relaxation time) and β (the stretching exponent). Note that $C(t)$ is normalized such that $C(0) = 2$. Figure 14 shows some of the fits which turn out to be quite good. In this way we got some estimates for τ which unfortunately are not very precise to determine the value of z . To be more precise one should include a power law term $t^{-\alpha}$ multiplying the exponential term in the fitting function (18) as was done by Ogielsky in the study of the three dimensional Edwards-Anderson model³⁸. Unfortunately including a term of this type in (18) introduces too many free parameters into $C(t)$ making fits poorly predictive. Nevertheless, from figure 14, we may conclude that relaxation turns out to be very slow close to T_c .

Our values estimated for the relaxation time exclude any activated behavior. This excludes the existence of a viscosity anomaly as well as the existence of two step relaxation processes in this model. The same conclusion was reached in the $p = 4, D = 3$ case by studying the $C(t)$ ¹².

An estimate for z can be obtained by studying the off-equilibrium decay of the order parameter³⁹ or the internal energy⁴⁰. This last case has been applied also to the study of structural glass models⁴¹ as well as in the $p = 4$ case¹². In this case, one studies the decay of the internal energy starting from a random initial configuration at $T = T_c$ and using a fit to a power law behavior of the following form

$$E(t) = E(\infty) + At^{-\lambda} . \quad (19)$$

Note that this is an off-equilibrium measure which is expected to yield the equilibrium dynamical exponent. Under the assumption that hyperscaling is valid, and using simple scaling relations one obtains the exponents relation $\lambda = (d - 1/\nu)/z$. In figure 15 we show the decay of the internal energy at the estimated T_c . A good fit is obtained with $\lambda = 0.55 \pm 0.1$ which yields $z \simeq 4.5 \pm 1$. This value for z is very similar to the one found in the Edwards-Anderson model in four dimensions. Still, in this model the divergence of the relaxation time is not fast ($z\nu \simeq 3$) if compared with that of the the $M = 3, p = 4$ model^{12,13} ($z \simeq 7, z\nu \simeq 6 \pm 1$). The value of $z\nu$ being not very large in our model (at least, compared to those generally found in spin-glass models in three dimensions) explains why we succeeded in getting very clean results through finite-size scaling for the existence of a phase transition. Thermalization was easier to achieve.

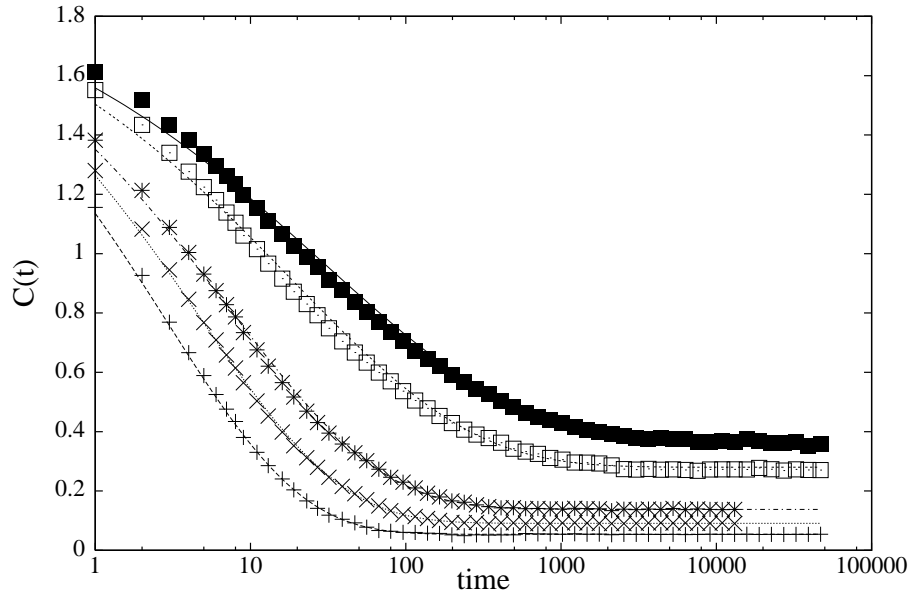


FIG. 14. $C(t)$ at $\beta = 0.26$ (+), $\beta = 0.28$ (x), $\beta = 0.30$ (*), $\beta = 0.34$ (empty squares), $\beta = 0.36$ (filled squares) for one sample with $L = 20$

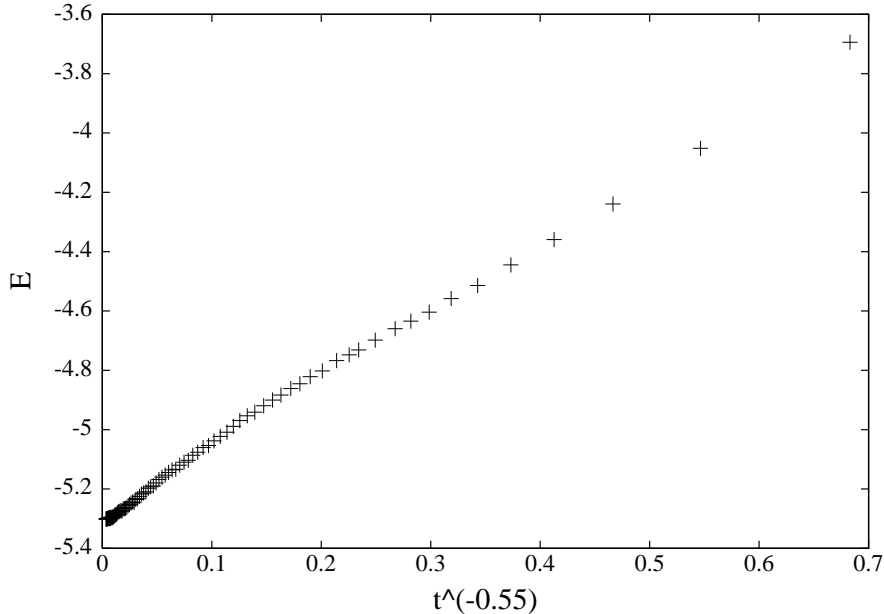


FIG. 15. Energy versus $t^{-0.55}$ at $T = 2.62$ for one sample with $L = 20$

VIII. DISCUSSION

In this paper we have investigated the critical behavior of a three spin model in finite dimensions. The motivation was to understand how short-range effects modify the AGM mean-field scenario for the spin-glass transition. Moreover the Hamiltonian for the present model ($M = 2, p = 3$) has no time-reversal symmetry. In the presence of a thermodynamic transition this lack of time reversal symmetry has far reaching consequences on the nature of the transition.

We have established (through finite size scaling methods) the existence of a phase transition without latent heat and with an algebraic divergence of the spin-glass susceptibility. On the other hand, we find indications that the relaxation time diverges according to an algebraic power law as in ordinary continuous phase transitions excluding the presence of an activated relaxation time.

Consequently, we are lead to the conclusion that the first order character of the transition present in the mean-field limit ($M \rightarrow \infty$) is lost in finite dimensions. In particular, our results $\nu \simeq 2/3$, $\eta \simeq 1/2$, $\gamma \simeq 1$, $z \simeq 4.5$ yield reasonable fits to all the data. Moreover, these exponents yield a negative value for the specific heat exponent in agreement with the fact that there is not jump or divergence in the specific heat at T_c . Note that α vanishes in mean-field so the main effect of finite-dimensional corrections is to decrease the value of α . A negative value for α was apparently also obtained for $p = 4$ in three dimensions for $M = 3, 4$. Although large size simulations in $p = 4, D = 3^{13}$ yield a smaller value of ν (compatible with $\nu = \frac{2}{D}$ and hence $\alpha = 0$) we must exclude this possibility from the absence of any jump in the specific heat at T_c .

Quite long ago Gross, Kanter and Sompolinsky, from the solution of the mean-field Potts glass⁴², suggested the possibility that $\nu = 2/D$ could be valid in finite dimensions similarly as happens for pure systems (with the corresponding relation $\nu = 1/D$). In particular, the explanation for the rounding of the phase transition due to finite size effects would be very similar to the explanation valid in first order transitions in pure systems^{43,44} but now modified to account for the presence of randomness. If the transition in finite dimensions were first order then we would expect the validity of the relation $\nu = 2/D$ as well as the absence of upper critical dimension. Our numerical results tend to discard this possibility.

Note that the model we are considering here has no time-reversal symmetry. Consequently, any thermodynamic

transition cannot be associated to the breaking of an original symmetry of the Hamiltonian. In this respect, the transition we are facing reminds a lot of the mean-field transition of spin-glasses in a magnetic field. We believe that the type of transition presented here is one of the most clear examples of second order phase transition in strongly disordered systems where replica symmetry breaks. Figures 11, 12 and 13 offer good evidence for this result.

Finally we would like to comment on the behavior of the entropy of the model as a function of the temperature. One prominent prediction in the AGM scenario is the collapse of the configurational entropy at T_c . Obviously in the present model we do not expect that the configurational entropy vanishes at T_c since the transition is continuous. In figure 16 we plot the total entropy (which is the sum of the configurational and its intrastate part) as a function of β obtained numerically by integrating the internal energy between $\beta = 0$ and β . As β increases (data is shown between $\beta = 0$ and $\beta = 0.32$) the entropy becomes steadily linear and seems to extrapolate to zero at a finite value. A linear fit to the last set of data yields $S(\beta) \simeq 5.78(0.364 - \beta)$ which vanishes at $T_c \simeq 2.75$, a result strikingly close to the previously estimated value of T_c through finite-size scaling methods. This value of T_c is quite stable against data inclusion or exclusion in the fit. Actually the same linear behavior is observed for the entropy when plotted versus the temperature. A linear fit yields in that case, $S(T) \simeq 0.536(T - 2.64)$ a result still very close to previous estimates of T_c . Consequently the total entropy (and also the configurational entropy) seems indeed to vanish at a temperature slightly above T_c . This is non sense because above T_c the entropy must always be finite. We conclude that the entropy must stop decreasing at temperatures close to T_c and depart from the linear behavior again. Actually, this is what we expect from the presence of the maximum of the specific heat (figure 2). Using the relation $C = T \frac{\partial S}{\partial T}$ we safely predict a breakdown of the linear behavior at $T \simeq 3.2$ ($\beta \simeq 0.31$) where the entropy should start to form a plateau.

To conclude, we have found that short-range effects in some class of models (with non-translational invariant disorder) make the transition to become second order. The type of transition should be the same to the one expected for the Edwards-Anderson model in a magnetic field. The main difference is that, in the last case, the parameter space contains the temperature and the field while in the former case the only parameter which controls the phase transition is the temperature. This implies strong crossover effects in the critical region for the Edwards-Anderson model in a field due to the proximity of the zero-field fixed point. Such crossover effects are not present in the present model making the determination of the critical behavior much simpler. It would be very interesting to extend the research of strongly disordered spin models without time-reversal symmetry to other cases, such as models with translationally spatial invariant disorder, to understand under which conditions the first order character of the mean-field transition survives in finite dimensions.

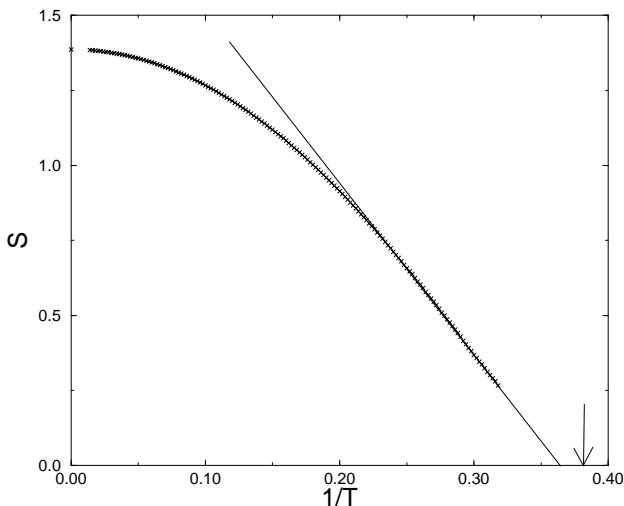


FIG. 16. Entropy of the model versus temperature. The continuous line is a linear extrapolation of the last set of points. Data were obtained simulating a sample with $L = 10$. The arrow corresponds to the estimated value of T_c .

Acknowledgments. We acknowledge Matteo Campellone for discussions and a careful reading of the manuscript.

F.R. acknowledges FOM and the University of Amsterdam for financial support where part of this work was done and Ministerio de Educacion y Ciencia in Spain for support through project PB97-0971. M.P. acknowledges CAPES (Brazil) for financial support and the Physics Department of the UFES, and in particular J. Fabris, for its hospitality.

-
- ¹ Proceedings of the XIV Sitges Conference, “Complex Behavior of Glassy Systems”, M. Rubi and C. Perez-Vicente Eds., (Springer-Verlag, Berlin, 1997).
- ² J. P. Bouchaud, L. F. Cugliandolo, J. Kurchan and M. Mezard in *Spin glasses and random fields* Ed. by A. P. Young (World Scientific, Singapore, 1997).
- ³ T. R. Kirkpatrick and D. Thirumalai, Phys. Rev. B **36**, 5388 (1987); T. R. Kirkpatrick and P. G. Wolynes, Phys. Rev. B **36**, 8552 (1987). A review of the results of these authors and further references can be found in T. R. Kirkpatrick and D. Thirumalai Transp. Theor. Stat. Phys. **24** (1995) 927.
- ⁴ W. Götze, *Liquid, freezing and the Glass transition*, p. 287, Les Houches (1989), J. P. Hansen, D. Levesque, J. Zinn-Justin editors, North-Holland.
- ⁵ J. H. Gibbs and E. A. Di Marzio, J. Chem. Phys. **28**, 373 (1958).
- ⁶ G. Adams and J. H. Gibbs, J. Chem. Phys. **43**, 139 (1965).
- ⁷ L. F. Cugliandolo and J. Kurchan, Phys. Rev. Lett. **71**, 173 (1993).
- ⁸ S. Franz and M. Mézard, Europhys. Lett. **26**, 209 (1994).
- ⁹ E. Marinari, G. Parisi, F. Ricci-Tersenghi and J. J. Ruiz-Lorenzo, J. Phys. A (Math. Gen.) **31**, 2611 (1998).
- ¹⁰ S. Franz, M. Mezard, G. Parisi and L. Peliti, *Measuring equilibrium properties in aging systems*, Preprint **cond-mat/9803108** and to appear in Phys. Rev. Lett.
- ¹¹ E. Marinari, C. Naitza, G. Parisi, M. Picco, F. Ritort and F. Zuliani, Phys. Rev. Lett. **81** 1698 (1998).
- ¹² M. Campellone, B. Coluzzi, G. Parisi, *Numerical study of a short-range p-spin glass model in three dimensions*, Preprint **cond-mat/9804291** and in press in Phys. Rev. B.
- ¹³ S. Franz and G. Parisi, *Critical properties of a three dimensional p-spin model*, Preprint **cond-mat/9805088**.
- ¹⁴ M. Campellone, G. Parisi, P. Ranieri, *Finite-dimensional corrections to mean field in a short-range p-spin glassy model*, Preprint **cond-mat/9806235** and to appear in Phys. Rev. B.
- ¹⁵ D. J. Gross and M. Mezard, Nucl. Phys. **B240**, 431 (1984).
- ¹⁶ E. Gardner, Nucl. Phys. **B257**, 747 (1985).
- ¹⁷ O. G. Mouritsen, B. Frank and D. Mukamel, Phys. Rev. **B27**, 3018 (1983).
- ¹⁸ A. Cippi, P. Colangelo, G. Gonnella and A. Maritan, Nucl. Phys. **B370**, 659 (1992).
- ¹⁹ H. Rieger, Physica **A184**, 279 (1992).
- ²⁰ J. Kisker, H. Rieger and H. Schreckenberg, J. Phys. A (Math. Gen) **27**, L853 (1994).
- ²¹ D. Alvarez, S. Franz and F. Ritort, Phys. Rev. **B54**, 9756 (1996).
- ²² K. Hukushima and K. Nemoto, J. Phys. Soc. Japan, **65** No 6, 1604 (1996).
- ²³ E. Marinari, G. Parisi and J. J. Ruiz-Lorenzo, in *Spin glasses and random fields*, Ed. by A. P. Young (World Scientific, Singapore, 1997).
- ²⁴ B. A. Berg and T. Celik, Phys. Rev. Lett. **69** 2292 (1992).
- ²⁵ E. Marinari and G. Parisi, Europhys. Lett. **19** (1992) 451.
- ²⁶ B. A. Berg, *Brief review of multicanonical algorithms*, Preprint **hep-lat/9705011** and references therein.
- ²⁷ E. Marinari, *Optimized Monte Carlo Methods*, Preprint **cond-mat/9612010**.
- ²⁸ I. Kondor, J. Phys. A (Math. Gen) **22**, L163 (1989).
- ²⁹ F. Ritort, Phys. Rev. B **50**, 6844 (1994).
- ³⁰ M. Mézard, G. Parisi and M. A. Virasoro, “Spin Glass Theory and Beyond” World Scientific, (1987); K. Binder and A. P. Young, *Rev. Mod. Phys.* **58** (1986) 801; K. H. Fischer and J. A. Hertz, “Spin Glasses” Cambridge University Press, (1991).
- ³¹ V. Azcoiti, E. Follana and F. Ritort, J. Phys. A (Math. Gen.) **28**, (1995) 3863.
- ³² T. M. Nieuwenhuizen, Phys. Rev. Lett. **79**, 1317 (1997).
- ³³ M. Picco and F. Ritort, Physica A **250**, 46 (1998).
- ³⁴ F. Guerra, Int. J. Mod. Phys. B **10**, 1675 (1996).
- ³⁵ H. Bokil, A. J. Bray, B. Drossel and M. A. Moore, Comment to¹¹, Preprint **cond-mat/9811304**.
- ³⁶ E. Marinari, C. Naitza, G. Parisi, M. Picco, F. Ritort and F. Zuliani, Response to preceding comment, Preprint **cond-mat/9811080**.
- ³⁷ C. M. Newman and D. L. Stein, Phys. Rev. E **55**, 5194 (1997).
- ³⁸ A. T. Ogielsky, Phys. Rev. B **34**, 6586 (1986).
- ³⁹ R. E. Blundell, K. Humayun and A. J. Bray, J. Phys. A (Math. Gen.) **25**, L733 (1992).

- ⁴⁰ B. Coluzzi and G. Parisi, *On the approach to the equilibrium and equilibrium properties of a glass forming model*, Preprint **cond-mat/9712261** and in press in J. Phys. A.
- ⁴¹ G. Parisi, *A divergent correlation length in off-equilibrium spin glasses*, Preprint **cond-mat/9801034**.
- ⁴² D. J. Gross, I. Kanter and H. Sompolinsky, Phys. Rev. Lett. **55**, 304 (1985).
- ⁴³ B. Nienhuis and M. Nauenberg, Phys. Rev. Lett. **28**, 240 (1972).
- ⁴⁴ M. E. Fisher and A. N. Berker, Phys. Rev. B **26**, 2507 (1982).