

Metastable states of spin glasses on random thin graphs

D. S. Dean

IRSAMC, Laboratoire de Physique Quantique, Université Paul Sabatier, 118 route de Narbonne, 31062 Toulouse Cedex

Abstract: In this paper we calculate the mean number of metastable states for spin glasses on so called random thin graphs with couplings taken from a symmetric binary distribution $\pm J$. Thin graphs are graphs where the local connectivity of each site is fixed to some value c . As in totally connected mean field models we find that the number of metastable states increases exponentially with the system size. Furthermore we find that the average number of metastable states decreases as c in agreement with previous studies showing that finite connectivity corrections of order $1/c$ increase the number of metastable states with respect to the totally connected mean field limit. We also prove that the average number of metastable states in the limit $c \rightarrow \infty$ is finite and converges to the average number of metastable states in the Sherrington-Kirkpatrick model. An annealed calculation for the number of metastable states $N_{MS}(E)$ of energy E is also carried out giving a lower bound on the ground state energy of these spin glasses. For small c one may obtain analytic expressions for $\langle N_{MS}(E) \rangle$.

PACS: 05.20 y Classical statistical mechanics, 75.10 Nr Spin glasses and other random models.

December 1999

1 Introduction

The nature of the spin glass phase in finite dimensions is still, after more than twenty years of study, a widely contested area of condensed matter physics [1]. On one hand the droplet or scaling picture [2, 3] suggests that finite dimensional spin glasses may be described by a two phase picture as in a ferromagnet and on the other hand mean field calculations on spin glass models suggest that there are an exponentially large number of *pure* states organised in an ultrametric geometry coming from the Parisi scheme of replica symmetry breaking [4]. If the latter point of view is correct one should certainly see at zero temperature a large number of metastable states, reflecting the complexity of the free energy landscape (however the reader is referred to the interesting discussion of the relevance of metastable states to pure states in [5]). There has been a considerable amount of effort to analyse the metastable states in the Sherrington-Kirkpatrick mean field model [6, 7, 8, 9, 10, 11] and also the number of solutions of the TAP mean field equations for this model (the generalisation of metastable states to finite temperature) [12, 13]. Calculations on this model demonstrate the existence of an exponentially large (in terms of the number of spins N) number of metastable states and the continuing existence of a macroscopic entropy of metastable states even at arbitrarily high values of a uniform magnetic field (in agreement with the divergence of the Almeida Thouless line at zero temperature) [14]. This latter fact is clearly a pathology of the totally connected geometry of the SK model. In the SK model each spin is connected to all the other spins and the existence of the thermodynamic limit is ensured by scaling the couplings by a factor $1/\sqrt{N}$ in the case of symmetric distributions. This scaling of the interaction strength with the system size is clearly undesirable when one wishes to make a connection with the finite dimensional analogue, the Edwards Anderson model, and as remarked earlier the survival of the Parisi scheme of replica symmetry breaking to finite dimensional systems is still hotly debated. Corrections to order $1/c$ about mean field theory [6] seem to suggest an enhancement of the number of metastable states when the dimension is reduced - at odds with the naive intuition that increasing the connectivity should increase the complexity of the system and hence give rise to more local minima in the energy landscape.

In this paper we present the calculation of the average number of metastable states for spin glasses on thin graphs, these models have been extensively studied in [15] and whilst accessible to mean field treatment each spin interacts with a fixed number (denoted here by c) of other spins. It is clear that in these models a sufficiently large external field will impose the existence of a single metastable state at zero temperature. In this case the nature of the distribution of the interactions may be expected to play a role, in the Sherrington-Kirkpatrick model the nature of the interactions is wiped out by the central limit theorem. Another model of finite connectivity but where the local connectivity fluctuates is the Viana Bray model, this was the first of these type of models to be studied [16]. The drawback with these types of finite connectivity models is that the spin glass phase must be characterised by all of the multi-spin overlaps possible (in the SK model one can use simply the two spin overlap $\langle \sigma_a \sigma_b \rangle$ where a

and b are distinct replica indices (see [17] for a very clear discussion of the replica formalism for dilute models). This additional technical difficulty to date has hindered the application of a replica symmetry breaking scheme in these models, although it has been shown that the replica symmetric solution is neither stable at the transition temperature, nor at zero temperature in a number of cases [18].

The advantage of a metastable state calculation is that, while it only gives an indication of the possible nature of the spin glass phase, one may carry out calculations without replicas.

2 Basic formalism

The spin glass model we shall consider has the Hamiltonian

$$H = -\frac{1}{2} \sum_{j \neq i} J_{ij} n_{ij} S_i S_j \quad (1)$$

where the S_i are Ising spins, n_{ij} is equal to one if the sites i and j are connected and the J_{ij} are taken from a binary distribution where $J_{ij} = -1$ with probability half and $J_{ij} = 1$ with probability half. The techniques used in this paper can also be used in the case of other symmetric probability distributions, such as the Gaussian distribution, however the advantage with the binary distribution is that one may find analytical expressions for certain quantities that would require numerical solution in the case of other distributions. A metastable state is defined to be a configuration where if one changes the sign of any given spin the energy does not decrease, for the purposes of this paper we shall include the *marginal*, case where the energy does not change, as being metastable. With this definition number of metastable states is given by [6, 9, 8]

$$N_{MS} = \text{Tr} \prod_{i=1}^N \theta \left(\sum_{j \neq i} J_{ij} n_{ij} S_i S_j \right) \quad (2)$$

The fact that we include the marginal case implies that here $\theta(x)$ the Heaviside step function is taken such that $\theta(0) = 1$. One may exploit the parity of the distribution of the J_{ij} by making a gauge transformation $J_{ij} \rightarrow J_{ij} S_i S_j$ [6, 9] to obtain

$$\langle N_{MS} \rangle = 2^N \left\langle \prod_{i=1}^N \theta \left(\sum_{j \neq i} J_{ij} n_{ij} \right) \right\rangle \quad (3)$$

Here we are obliged to discuss the construction of the thin graphs. One may generate these graphs by considering planar Feynman diagrams as in [19], however we shall construct them by selecting the graphs of fixed local connectivity from a larger ensemble of random graphs, that is the type of random graph found in the Viana Bray spin glass model [16]. These random graphs are simply constructed as follows: any two points are connected with probability p/N . Hence n_{ij} is equal to one with probability p/N

and zero with probability $1 - \frac{p}{N}$. Here p is some arbitrary number of order one and we shall see that the results one obtains are independent of the choice of p . If we denote the average on a random graph (with a specified value of p) by $\langle \cdot \rangle_p$ then the induced average over the subset of thin graphs of connectivity c is given by

$$\langle F \rangle = \frac{\langle F \prod_{i=1}^N \delta_{\sum_{i \neq j} n_{ij}, c} \rangle_p}{M(N, c, p)} \quad (4)$$

where

$$M(N, c, p) = \langle \prod_{i=1}^N \delta_{\sum_{i \neq j} n_{ij}, c} \rangle_p \quad (5)$$

is the average number of thin graphs of connectivity c generated by the random graph ensemble for a given p . Expressing the Kronecker delta functions as Fourier integrals one finds:

$$\begin{aligned} M(N, c, p) &= \left\langle \frac{1}{(2\pi)^N} \int_0^{2\pi} \prod_i d\lambda_i \exp \left(i \sum_{i \neq j} \lambda_i n_{ij} - ic \sum_i \lambda_i \right) \right\rangle \\ &= \frac{1}{(2\pi)^N} \int_0^{2\pi} \prod_i d\lambda_i \exp(-ic\lambda_i) \prod_{i < j} \left(1 - \frac{p}{N} + \frac{p}{N} \exp(i(\lambda_i + \lambda_j)) \right) \\ &= \frac{1}{(2\pi)^N} \int_0^{2\pi} \prod_i d\lambda_i \exp(-ic\lambda_i) \exp \left(-\frac{Np}{2} + \frac{p}{2N} \sum_{ij} \exp(i(\lambda_i + \lambda_j)) + O(1) \right) \end{aligned}$$

where we have neglected terms of $O(1)$ in the exponential above. We now carry out a Hubbard-Stratonovich transformation yielding

$$\begin{aligned} M(N, c, p) &= \frac{N^{\frac{1}{2}}}{(2\pi)^{N+\frac{1}{2}}} \int dz \exp \left(-\frac{Nz^2}{2} - \frac{Np}{2} \right) \prod_i \exp \left(-ic\lambda_i + p^{\frac{1}{2}} z \exp(i\lambda_i) \right) d\lambda_i \\ &= A \int dz \exp(NS[z]) \end{aligned} \quad (6)$$

where A is a constant term containing non-extensive terms in N and

$$\begin{aligned} S[z] &= \frac{-z^2}{2} + \log \left(\int_0^{2\pi} d\lambda \exp \left(-ic\lambda + p^{\frac{1}{2}} z \exp(i\lambda) \right) \right) - \log(2\pi) - \frac{p}{2} \\ &= \frac{-z^2}{2} + c \log(z) + \frac{c}{2} \log(p) - \log(c!) - \frac{p}{2} \end{aligned} \quad (7)$$

The integral over z may now be evaluated by the saddle point method at the maximum of S given by its value at $z^* = c^{\frac{1}{2}}$ leading to the final result

$$\frac{\log(M(N, c, p))}{N} = \sup_z S[z] = \frac{1}{2}c (\log(c) + \log(p) - 1) - \log(c!) - \frac{p}{2} \quad (8)$$

It is worth noting that the value of p maximising the average number of thin graphs of connectivity c is $p = c$ as one would expect.

In the notation set up so far we have that

$$\langle N_{MS} \rangle = \frac{D(N, c, p)}{M(N, c, p)} \quad (9)$$

where

$$D(N, c, p) = \langle \langle \prod_{i=1}^N \theta \left(\sum_{j \neq i} J_{ij} n_{ij} \right) \delta_{\sum_{i \neq j} n_{ij}, c} \rangle_p \rangle_J \quad (10)$$

where $\langle \langle \cdot \rangle \rangle_J$ indicates the average over the couplings. Using the representation

$$\theta(z) = \frac{1}{2\pi} \int_{0^-}^{\infty} dx \int_{-\infty}^{\infty} d\lambda^* \exp(-i\lambda^*(z-x)) \quad (11)$$

we obtain

$$D(N, c, p) = \langle \langle \left\langle \frac{1}{2^N \pi^{2N}} \int \prod_i d\lambda_i d\lambda_i^* dx_i \exp \left(-ic \sum_i \lambda_i + \sum_i x_i \lambda_i^* + i \sum_{i \neq j} n_{ij} \lambda_i - i \sum_{i < j} n_{ij} J_{ij} (\lambda_i^* + \lambda_j^*) \right) \right\rangle_p \rangle_J \quad (12)$$

Carrying out the average over the n_{ij} one obtains

$$D(N, c, p) = \frac{1}{2^N \pi^{2N}} \int \prod_i d\lambda_i d\lambda_i^* dx_i \exp \left(-ic \sum_i \lambda_i + \sum_i x_i \lambda_i^* - \frac{Np}{2} + \frac{p}{2N} \sum_{ij} \langle \langle \exp \left(i (\lambda_i + \lambda_j - J_{ij} (\lambda_i^* + \lambda_j^*)) \right) \rangle \rangle_J \right) \quad (13)$$

We emphasise that the disorder average here is an annealed one as one is computing $\langle N_{MS} \rangle$ and not $\langle \log(N_{MS}) \rangle$. For the symmetric binary distribution considered here one finds

$$D(N, c, p) = \frac{1}{2^N \pi^{2N}} \int \prod_i d\lambda_i d\lambda_i^* dx_i \exp \left(-ic \sum_i \lambda_i + \sum_i x_i \lambda_i^* - \frac{Np}{2} + \frac{p}{4N} \sum_{ij} \exp \left(i (\lambda_i + \lambda_j - \lambda_i^* - \lambda_j^*) \right) + \frac{p}{4N} \sum_{ij} \exp \left(i (\lambda_i + \lambda_j + \lambda_i^* + \lambda_j^*) \right) \right) \quad (14)$$

Making a Hubbard Stratonovich transformation to decouple the two interacting terms one obtains one may carry out the λ , λ^* and x integrations site by site to obtain

$$D(N, c, p) = \frac{N}{2\pi 2^N \pi^{2N}} \int dz_- dz_+ \exp(NS^{**}[z_+, z_-]) \quad (15)$$

where

$$S^{**}[z_+, z_-] = -\frac{z_+^2}{2} - \frac{z_-^2}{2} - \frac{p}{2} + \log \left[\int d\lambda d\lambda^* dx \exp \left(\left(\frac{p}{2} \right)^{\frac{1}{2}} z_+ \exp(i(\lambda + \lambda^*)) + \left(\frac{p}{2} \right)^{\frac{1}{2}} z_- \exp(i(\lambda - \lambda^*)) - ic\lambda + i\lambda^* x \right) \right] \quad (16)$$

Recalling that the λ integration is on $(0, 2\pi)$, the λ^* integration is on $(-\infty, \infty)$ and the x integration is on $[0^-, \infty)$ (because we have chosen to take $\theta(0) = 1$) one may simplify, after some algebra, the integral in the logarithm in (16) to obtain

$$S^{**}[z_+, z_-] = -\frac{z_+^2}{2} - \frac{z_-^2}{2} - \frac{p}{2} + \frac{c}{2} (\log(p) - \log(2)) + 2 \log(2\pi) + \log \left[\sum_{m \geq \frac{c}{2}}^c \frac{z_+^{c-m} z_-^m}{m!(c-m)!} \right] \quad (17)$$

The remaining integrals may be evaluated by the saddle point method, collecting the extensive terms in N and normalising by the term $M(N, c, p)$ we find the result

$$\frac{\log(\langle N_{MS} \rangle)}{N} = \sup_{\{z_+, z_-\}} S^*[z_+, z_-] \quad (18)$$

where

$$S^*[z_+, z_-] = -\frac{1}{2}z_+^2 - \frac{1}{2}z_-^2 + \log \left[\sum_{m \geq \frac{c}{2}}^c \frac{c! z_+^{c-m} z_-^m}{m!(c-m)!} \right] + \log(2) \left(1 - \frac{c}{2}\right) + \frac{1}{2}c(1 - \log(c)) \quad (19)$$

where we see that the dependence on p has disappeared (this is normal as the introduction of p was as a mathematical artifact to construct the thin graphs). Making the change of variables $z^- = \mu z^+$ in equation (19) one may solve the saddle point equation explicitly for z^+ and one finds that

$$\frac{\log(\langle N_{MS} \rangle)}{N} = \sup_{\mu} S[\mu] \quad (20)$$

where

$$S[\mu] = -\frac{1}{2}c \log(1 + \mu^2) + \log(2) \left(1 - \frac{c}{2}\right) + \log \left[\sum_{m \geq \frac{c}{2}}^c \frac{c! \mu^m}{m!(c-m)!} \right] \quad (21)$$

3 Specific examples

The case $c = 1$ can be easily solved, one finds that

$$\frac{\log(\langle N_{MS} \rangle)}{N} = \frac{1}{2} \log(2) \quad (22)$$

This result is easy to understand as the spins form dimers, each dimer has two possible states corresponding to a change in the sign of each of the two spins concerned.

The case $c = 2$ is of interest as when $c = 2$ the thin graphs correspond to a collection of large closed chains of spins. Here we find that

$$\frac{\log(\langle N_{MS} \rangle)}{N} = \log\left(\frac{1 + \sqrt{5}}{2}\right) \quad (23)$$

The number of metastable states in one dimensional spin glasses has been studied in the case of a continuous even probability distribution $p(J)$ for the J_{ij} by Derrida and Gardner [20] and by Li [21]. In this case one finds the results $\frac{\log(\langle N_{MS} \rangle)}{N} = \log\left(\frac{4}{\pi}\right)$ and $\frac{\langle \log(N_{MS}) \rangle}{N} = \log(2)/3$, that is these two averages are independent of the precise form of $p(J)$. In the case of the binary distribution studied here one may carry out the following extremely easy calculation [21]. Using the notation developed earlier one may write in one dimension

$$\langle N_{MS} \rangle = 2^N \left\langle \prod_{i=1}^N \theta(J_{i-1,i} + J_{i,i+1}) \right\rangle \quad (24)$$

Define by $Q^+(N)/Q^-(N)$ the average number of metastable states of a one dimensional spin glass with N bonds where the last (N th) bond is taken to be positive/negative. The boundary conditions at the end of the chains are taken to be free but this does not change the result in the thermodynamic limit. By recurrence it is easy to see that

$$Q^+(N) = \frac{1}{2}Q^+(N-1) + \frac{1}{2}Q^-(N-1) \quad (25)$$

$$Q^-(N) = \frac{1}{2}Q^+(N-1) \quad (26)$$

Solving these equations we find in the thermodynamic limit the result (23). Of course this result is not surprising as it is clear that the thin graphs generated in the case $c = 2$ will generate a number of disconnected loops of macroscopic size, the additivity of the entropy of the metastable states ensures the equivalence of the two results. What is amusing however is that a mean field calculation is capable of reproducing a transfer matrix calculation for a one dimensional system !

In the case $c = 3$ the saddle point equations remain quadratic and one finds that

$$\frac{\log(\langle N_{MS} \rangle)}{N} = \frac{1}{2} \log\left(\frac{8}{5}\right) \quad (27)$$

If one wished to naively mimic a lattice system $c = 3$ could correspond to a honeycomb lattice is two dimensions. This model has been studied numerically by a transfer matrix method in [22] and in the case of the binary bond, distribution considered here it was found that $\log(\langle N_{MS} \rangle)/(N \log(2)) = 0.339$ compared to the prediction of (27) which gives 0.33903, leading to the intriguing question whether (27) is an exact result. Even if not an exact result, the random graph approximation for the honeycomb lattice problem provides a remarkably accurate result, suggesting that many of the properties

of finite dimensional lattice spin glasses are dominated by the geometry of their local connectedness and not by their global topology.

For values of $c \geq 4$ one may solve the equations numerically and the results are shown in figure (1). Note that the higher of the two curves shown corresponds to even values of c where $\langle N_{MS} \rangle$ can be expected to be large as we have included as metastable states those whose energy is unaltered or increased when flipping a single spin (*i.e.* the marginally metastable states). The two curves tend to the same limit 0.28743. This is the value obtained in the Sherrington Kirkpatrick model by Tanaka and Edwards [6]. However the approach to the two limits is different. In the case of c odd the correction is as $1/c$ as in the case of the SK model, in this case there are no marginal metastable state and in the SK model there are almost surely no marginal metastable states. In the case c even however there are marginal metastable states and the correction to the totally connected states is found to be numerically $1/c^{\frac{1}{2}}$. Here we will demonstrate analytically the convergence to the SK result.

We may rewrite the action $S[\mu]$ as

$$S[\mu] = -\frac{1}{2}c \log(1 + \mu^2) + \log(2)(1 - \frac{c}{2}) + c \log(1 + \mu) + \log[F(\mu)] \quad (28)$$

where

$$F(\mu) = \sum_{m \geq \frac{c}{2}}^c \frac{c! p^m q^{c-m}}{m!(c-m)!} \quad (29)$$

where $p = \frac{\mu}{1+\mu}$ and $q = 1 - p$ may be interpreted as the probability of success and failure of a Bernoulli process. Using the central limit theorem one may write in the limit of large c that $F[\mu] \rightarrow P(X \geq \frac{1}{2})$ where X is a Gaussian random variable of mean p and variance pq/c (we shall see a posteriori that the ansatz on the asymptotic behaviour of μ at its saddle point value and the central limit theorem approximation are consistent to the same order of approximation). We now make the ansatz that for c large the saddle point value of μ has the form $\mu = 1 + a/c^{\frac{1}{2}} +$ lower order terms. Using the central limit theorem we find

$$\begin{aligned} F(\mu) &= \sqrt{\frac{c}{2\pi pq}} \int_{\frac{1}{2}}^{\infty} \exp\left(-\frac{(z-p)^2 c}{2pq}\right) dz \\ &= \sqrt{\frac{1}{2\pi}} \int_{\frac{1}{2} - \sqrt{\frac{pq}{c}}}{\infty} \exp\left(-\frac{1}{2}z^2\right) dz \end{aligned} \quad (30)$$

The ansatz above on μ gives $p \sim \frac{1}{2} + \frac{a}{4c^{\frac{1}{2}}}$ giving finally

$$F(\mu) = \sqrt{\frac{1}{2\pi}} \int_{-\frac{a}{2}}^{\infty} \exp\left(-\frac{1}{2}z^2\right) dz \quad (31)$$

Making the same ansatz throughout the action and developing to leading order gives

$$S[a] = \log(2) - \frac{a^2}{8} + \log \left[\sqrt{\frac{1}{2\pi}} \int_{-\frac{a}{2}}^{\infty} \exp\left(-\frac{1}{2}z^2\right) dz \right] \quad (32)$$

Which is exactly the same as the variational equation in [6] leading to the result for the SK model.

4 Metastable states of fixed energy

Here we shall examine the average of the number of metastable states $N_{MS}(E)$ of with a given energy E per spin. To exactly calculate the zero temperature thermodynamic properties of the system one should calculate the average value of the logarithm of this number, which is probably not the log of the average value of $N_{MS}(E)$ due to correlations between states of the same fixed energy (for example see the discussions in [6, 8]), from Jensen's inequality however one has the bound $\langle \log(N_{MS}(E)) \rangle \leq \log(\langle N_{MS}(E) \rangle)$. We may write $N_{MS}(E)$ as

$$N_{MS}(E) = \text{Tr} \prod_{i=1}^N \delta(H - EN) \theta \left(\sum_{j \neq i} J_{ij} n_{ij} S_i S_j \right) \quad (33)$$

The calculation now includes an additional integration to enforce the energy constraint, which amounts to adding an external uniform field to the fields λ_i^* . One finds that

$$\frac{\log(\langle N_{MS}(E) \rangle)}{N} = \sup_{\{z_+, z_-, \alpha\}} S^*[z_+, z_-, \alpha] \quad (34)$$

where α is an additional Lagrange multiplier enforcing the constraint on the energy and

$$S^*[z_+, z_-, \alpha] = -\frac{z_+^2}{2} - \frac{z_-^2}{2} + \log \left[\sum_{m \geq \frac{c}{2}}^c \frac{z_+^{c-m} z_-^m e^{-m\alpha}}{m!(c-m)!} \right] + \log(2) \left(1 - \frac{c}{2}\right) + \frac{1}{2}c(1 - \log(2)) + \alpha \left(\frac{c}{2} - E\right) \quad (35)$$

making the substitution $z_- = \mu z_+$, one may then solve the stationarity equation for z_+ as before to obtain

$$\frac{\log(\langle N_{MS}(E) \rangle)}{N} = \sup_{\{\mu, \alpha\}} S[\mu, \alpha] \quad (36)$$

where

$$S[\mu, \alpha] = -\frac{1}{2}c \log(1 + \mu^2) + \log(2) \left(1 - \frac{c}{2}\right) + \log \left[\sum_{m \geq \frac{c}{2}}^c \frac{c! \mu^m e^{-\alpha m}}{m!(c-m)!} \right] + \alpha \left(\frac{c}{2} - E\right) \quad (37)$$

For $c \geq 4$ the equations maximising (37) may now be solved numerically by fixing α and maximising over μ . The corresponding value for the energy is then given by

$$E = \frac{c}{2} \left(\frac{1 - \mu_*^2(\alpha)}{1 + \mu_*^2(\alpha)} \right) \quad (38)$$

where $\mu_*(\alpha)$ is the value of μ is that which maximises (37) for fixed α .

In the cases $c = 2$ and $c = 3$ an analytic solution is possible; one finds that for $c = 2$ the support of $\langle N_{MS}(E) \rangle$ is $(-1, 0)$ where

$$\frac{\log(\langle N_{MS}(E) \rangle)}{N} = \frac{(1-E)}{2} \log(1-E) - \frac{(1+E)}{2} \log(1+E) + E \log(2) + E \log(-E) \quad (39)$$

In the case $c = 3$ the support of $\langle N_{MS}(E) \rangle$ is $(-\frac{3}{2}, -\frac{1}{2})$ where

$$\begin{aligned} \frac{\log(\langle N_{MS}(E) \rangle)}{N} = & -\log(2) - \frac{(3+2E)}{4} \log(3+2E) + \frac{(3-2E)}{4} \log(3-2E) \\ & + E \log(3) + \frac{(1+2E)}{2} \log(-1-2E) \end{aligned} \quad (40)$$

Hence of the advantages of this model is that one can have exact analytical expressions for the density of metastable states in terms of energy (in totally connected mean field models only a numerical solution is possible).

Defining

$$E^* = \inf\{E : \frac{\log(\langle N_{MS}(E) \rangle)}{N} = 0\} \quad (41)$$

from Jensen's inequality it is clear that the ground state energy of the system E_g is bounded from below by E^* , *i.e.* $E_g \geq E^*$. This value of E^* is shown in figure (3) for values of c up to 30.

5 Conclusion

In conclusion we have seen that in agreement with calculations to order $1/c$, where c is the lattice connectivity for the Edwards Anderson model, about the mean field Edwards Anderson model, decreasing the local connectivity increases the average metastable states for a spin glass on a thin graph (apart from the fluctuations that occur on going between even and odd connectivities). For realistic values of c (*i.e.* those that could mimic three dimensional lattice structures) one finds an exponentially large average number of metastable states. Interestingly the calculation for $c = 3$ appears to reproduce the numerical calculation of [22] for the two dimensional honeycomb lattice.

References

- [1] Fischer K H and Hertz J A 1991 *Spin Glasses* (Cambridge University Press)
- [2] Fisher D S and Huse D A 1986 *Phys. Rev. Lett.* **56** 1601
- [3] Bray A J and Moore M A 1987 *Phys. Rev. Lett.* **58** 57

- [4] Mézard M , Parisi G and Virasoro M A 1987 *Spin Glass Theory and Beyond* (Singapore: World Scientific)
- [5] Newman C M and Stein D L 1999 *cond-mat*, 9908455
- [6] Tanaka F and Edwards S F 1980 *J. Phys. F.* **13** 2769
- [7] de Dominicis C, Gabay M, Garel T and Orland H 1980 *J. Physique* **41** 923
- [8] Roberts S A 1981 *J. Phys. C.* **14** 3015
- [9] Dean D S 1994 *J. Phys. A.* **27** L899
- [10] de Oliveira V M and Fontanari J F 1997 *J. Phys. A.* **30** 8445
- [11] de Oliveira V M, Fontanari J F and Stadler P F 1999 *cond-mat* 9908439
- [12] Bray A J and Moore M A 1980 *J. Phys. C.* **13** L469
- [13] Bray A J and Moore M A 1981 *J. Phys. C.* **14** 1313
- [14] de Almeida J R L and Thouless D J 1978 *J. Phys. A.* **11** 983
- [15] de Dominicis C and Goldschmidt Y 1985 *J. Phys. A.* **22**L775
- [16] Viana L and Bray A J 1985 *J. Phys. C.* **18** 3037
- [17] Monasson R 1998 *J. Phys. A.* **31** 513
- [18] Mottishaw P and de Dominicis C 1987 *J. Phys. A* **20** L375
- [19] Bachas C de Calan C and Petropoulos P 1994 *J. Phys. A.* **27** 6121
- [20] Derrida B and Gardner E 1986 *J. Physique* **47** 959
- [21] Li T 1981 *Phys. Rev. B* **24** 11 6579
- [22] Masui S, Li T, Southern B W and Jacobs A E 1989 *Phys. Rev. B* **40** 10 7096

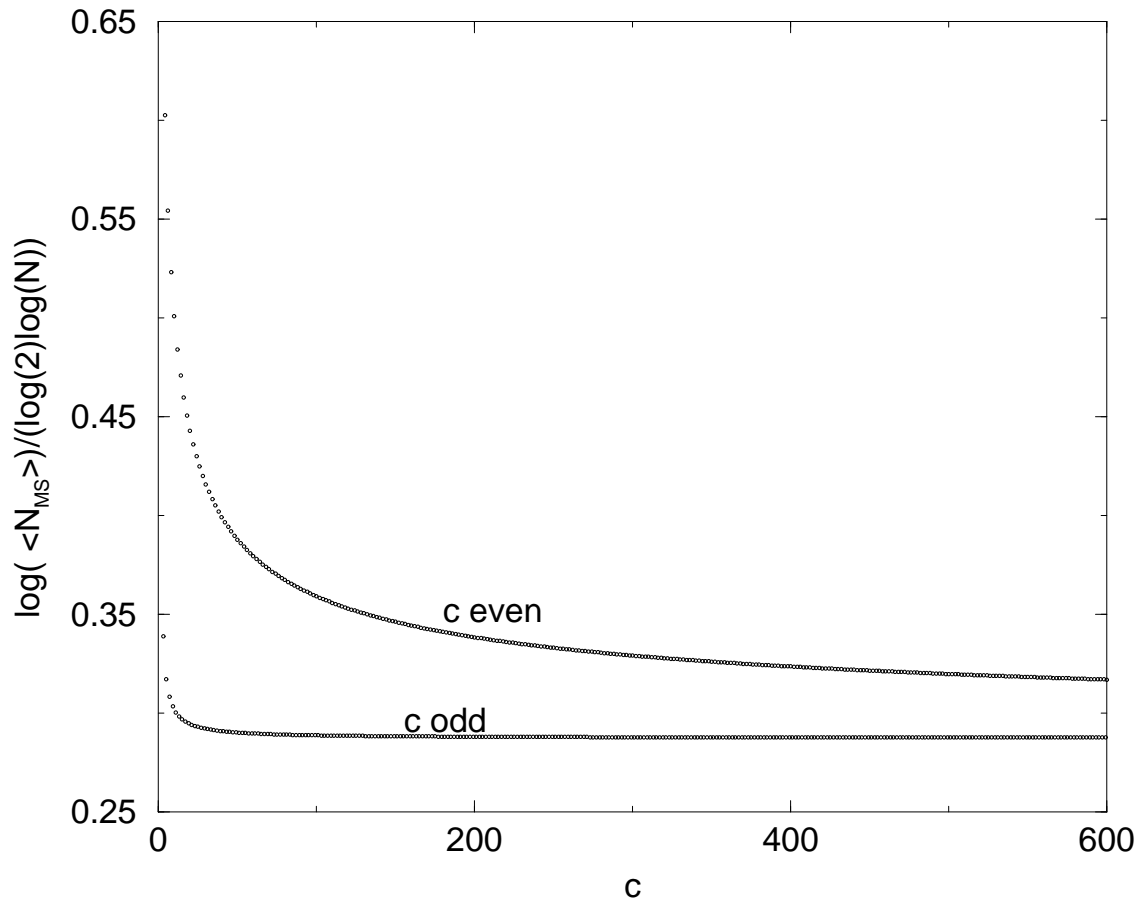


Figure 1: $\frac{\log(\langle N_{MS} \rangle)}{N \log(2)}$ as a function of c the connectivity

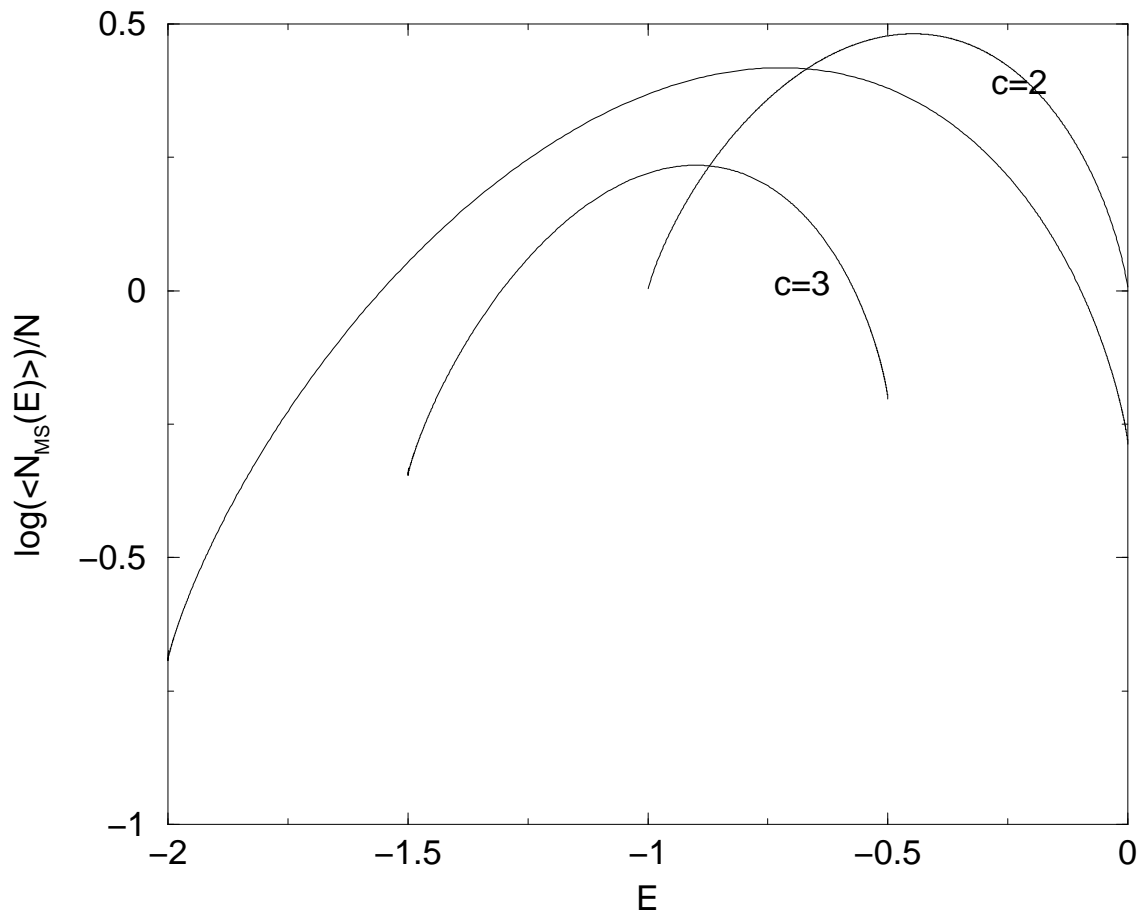


Figure 2: $\frac{\log(\langle N_{MS}(E) \rangle)}{N}$ for $c = 2$, $c = 3$ and $c = 4$

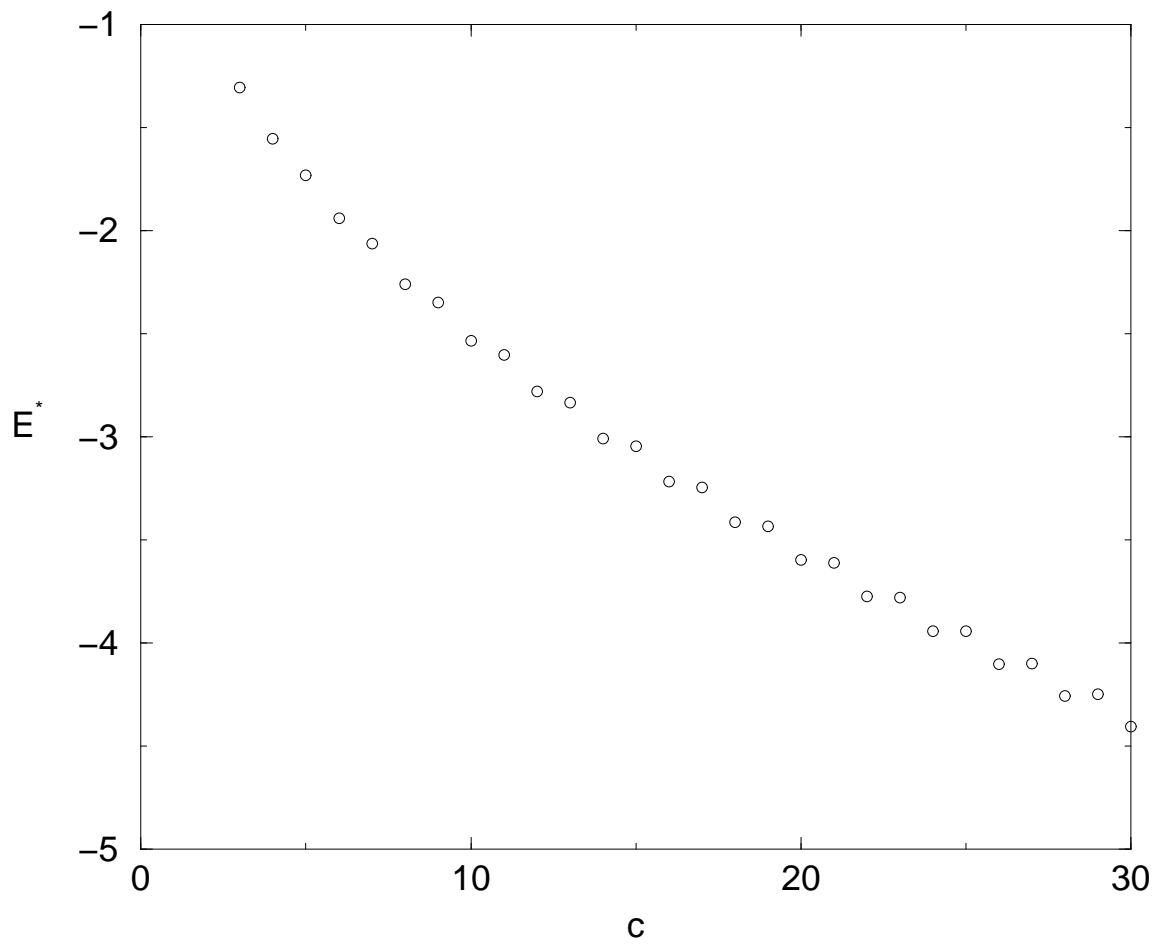


Figure 3: Lower bound E^* for the groundstate energy E_g as a function of connectivity c