

Nuclear spin relaxation in ordered bimetallic chain compounds

Shoji Yamamoto

Department of Physics, Okayama University, Tsushima, Okayama 700-8530, Japan

(Received 18 November 1999)

A theoretical interpretation is given to recent proton spin relaxation-time (T_1) measurements on $\text{NiCu}(\text{C}_7\text{H}_6\text{N}_2\text{O}_6)(\text{H}_2\text{O})_3 \cdot 2\text{H}_2\text{O}$, which is an ideal one-dimensional ferrimagnetic Heisenberg model system of alternating spins 1 and $\frac{1}{2}$. The relaxation rate T_1^{-1} is formulated in terms of the spin-wave theory and is evaluated by the use of a quantum Monte Carlo method. Calculations of the temperature and applied-field (H) dependences of T_1^{-1} are in total agreement with the experimental findings. T_1 behaves as $T_1^{-1} \propto H^{-1/2}$, which turns out an indirect observation of the quadratic dispersion relations dominating the low-energy physics of quantum ferrimagnets.

PACS numbers: 75.10.Jm, 75.40.Mg, 75.30.Ds, 76.60.Es

Recently considerable attention has been directed to ferrimagnetic mixed-spin chains. The simplest but practical example of a quantum ferrimagnet is two kinds of spins S and s alternating on a ring with antiferromagnetic exchange coupling between nearest neighbors. Because of the noncompensating sublattice magnetizations, this system exhibits ferrimagnetically degenerate ground states [1]. Thus, in contrast with ferromagnets and antiferromagnets, ferrimagnets show the ground-state excitations of dual aspect [2]. The elementary excitations of ferromagnetic features, reducing the ground-state magnetization, form a gapless dispersion relation, whereas those of antiferromagnetic features, enhancing the ground-state magnetization, are gapped from the ground state. The two distinct low-lying excitations result in the unique thermal behavior which contains both ferromagnetic and antiferromagnetic aspects [3–6]. Quantum ferrimagnets in a magnetic field provide further interesting topics such as the double-peak structure of the specific heat [7] and quantized plateaux in the ground-state magnetization curves [8–10].

The first ferrimagnetic one-dimensional compound, $\text{MnCu}(\text{dto})_2(\text{H}_2\text{O})_3 \cdot 4.5\text{H}_2\text{O}$ (dto = dithiooxalato = $\text{S}_2\text{C}_2\text{O}_2$), was synthesized by Gleizes and Verdagner [11]. Their pioneering efforts, combined with semiclassical but enlightening calculations, successfully characterized the one-dimensional ferrimagnetic behavior [12]. Another example of an ordered bimetallic chain, $\text{MnCu}(\text{pba})(\text{H}_2\text{O})_3 \cdot 2\text{H}_2\text{O}$ (pba = 1,3-propylenebis(oxamato) = $\text{C}_7\text{H}_6\text{N}_2\text{O}_6$), was provided by Pei *et al.* [13] and turned out to exhibit more pronounced one dimensionality. Kahn *et al.* [14] further synthesized the family of related compounds systematically, focusing on the problem of the crystal engineering of a molecule-based ferromagnet—the assembly of the highly magnetic molecular entities within the crystal lattice in a ferromagnetic fashion. There also appeared an idea [15] that the alternating magnetic centers do not need to be metal ions but may be organic radicals.

In comparison with the accumulated chemical knowledge and well-revealed static properties introduced above, the dynamic properties of quantum ferrimagnets

have much less been studied so far. To the best of our knowledge, it was not until quite recently that the dynamic structure factors were calculated [16], whereas any direct observation of the dispersion curves is not yet so successful, for instance, as that [17] for the Haldane antiferromagnets [18]. While Caneschi *et al.* [15] performed electron-paramagnetic-resonance measurements on novel ferrimagnetic compounds, which consist of alternating metal ions and stable organic radicals, they focused their analyses on the relation between the spectra and short-range correlation effects. In such circumstances, the proton spin relaxation time T_1 has quite recently been measured [19] for the spin- $(1, \frac{1}{2})$ ferrimagnetic Heisenberg chain compound, $\text{NiCu}(\text{pba})(\text{H}_2\text{O})_3 \cdot 2\text{H}_2\text{O}$, where the dependence of the relaxation rate T_1^{-1} on the applied magnetic field H looks like $T_1^{-1} \propto H^{-1/2}$, though the authors' semiquantitative approximate argument has reached a logarithmic behavior, $T_1^{-1} \sim \ln H$, rather than the observations. Motivated by this stimulative experiment, we here discuss the nuclear spin relaxation peculiar to ordered bimetallic chain compounds in connection with their energy structure. Formulating the relaxation process based on the spin-wave theory, we perform numerical evaluation of T_1^{-1} . Investigating the dependences of T_1^{-1} on temperature and the applied field, we demonstrate that the T_1 measurement is nothing but an indirect observation of the characteristic elementary excitations of quantum ferrimagnets.

The ferrimagnetic material $\text{NiCu}(\text{pba})(\text{H}_2\text{O})_3 \cdot 2\text{H}_2\text{O}$ [13] consists of ordered bimetallic chains with alternating octahedral Ni^{2+} and square-pyramidal Cu^{2+} ions bridged by oxamato groups. The chain runs along the b -axis of the orthorhombic lattice whose space group is $Pnma$ and is described by the Hamiltonian

$$\mathcal{H} = J \sum_{j=1}^N (\mathbf{S}_j \cdot \mathbf{s}_j + \mathbf{s}_j \cdot \mathbf{S}_{j+1}) - g\mu_B H \sum_{j=1}^N (S_j^z + s_j^z), \quad (1)$$

where we have set the g factors of spins $S = 1$ and $s = \frac{1}{2}$ both equal to g because the difference between them amounts to at most several per cent of themselves in prac-

tice [20]. The high-temperature susceptibility measurements suggest that $J \simeq 121[\text{K}]$. The one dimensionality is well exhibited above about $7[\text{K}]$. Due to the energy-conservation requirement for the electronic-nuclear spin system, the direct (single-magnon) process is of little sig-

$$\frac{1}{T_1} = \frac{4\pi(g\mu_B\hbar\gamma_N)^2}{\hbar \sum_n e^{-E_n/k_B T}} \sum_{n,m} e^{-E_n/k_B T} |\langle m | \sum_j (A_j^z S_j^z + a_j^z s_j^z) | n \rangle|^2 \delta(E_m - E_n - \hbar\omega_N), \quad (2)$$

where A_j^z and a_j^z are the dipolar coupling constants between the proton and electron spins in the j th unit cell, $\omega_N \equiv \gamma_N H$ is the Larmor frequency of ^1H with γ_N being the gyromagnetic ratio, and the summation \sum_n is taken over all the eigenstates of $|n\rangle$ with energy E_n . Let us introduce the bosonic spin-deviation operators via $S_j^+ = \sqrt{2S} a_j$, $S_j^z = S - a_j^\dagger a_j$, $s_j^+ = \sqrt{2s} b_j^\dagger$, and $s_j^z = -s + b_j^\dagger b_j$. The Bogoliubov transformation

$$\begin{aligned} \alpha_k &= \cosh\theta_k a_k + \sinh\theta_k b_k^\dagger, \\ \beta_k &= \sinh\theta_k a_k^\dagger + \cosh\theta_k b_k, \end{aligned} \quad (3)$$

with

$$\begin{aligned} a_k &= \frac{1}{\sqrt{N}} \sum_j e^{ik(j-\frac{1}{4})} a_j, \\ b_k &= \frac{1}{\sqrt{N}} \sum_j e^{-ik(j+\frac{1}{4})} b_j, \end{aligned} \quad (4)$$

and

$$\tanh(2\theta_k) = \frac{2\sqrt{Ss}}{S+s} \cos\left(\frac{k}{2}\right), \quad (5)$$

diagonalizes the Hamiltonian (1), discarding the constant terms, as [4,22]

$$\mathcal{H} = \sum_k \left(\omega_k^- \alpha_k^\dagger \alpha_k + \omega_k^+ \beta_k^\dagger \beta_k \right), \quad (6)$$

where α_k^\dagger and β_k^\dagger are the creation operators of the ferromagnetic and antiferromagnetic spin waves of momentum k whose dispersion relations are given by

$$\begin{aligned} \omega_k^\pm &= J \sqrt{(S-s)^2 + 4Ss \sin^2(k/2)} \\ &\pm (S-s)J \mp g\mu_B H, \end{aligned} \quad (7)$$

with twice the lattice constant being taken as unity. In terms of the spin waves, the relaxation rate (2) is expressed as

$$\begin{aligned} \frac{1}{T_1} &= \frac{4\pi\hbar}{N^2} (g\mu_B\gamma_N)^2 \sum_{k,q} \sum_{\sigma=\pm} \delta(\omega_{k+q}^\sigma - \omega_k^\sigma - \hbar\omega_N) \\ &\times \left[(A_q^z \cosh\theta_{k+q} \cosh\theta_k)^2 n_k^\sigma (n_{k+q}^\sigma + 1) \right. \\ &+ (a_q^z \sinh\theta_{k+q} \sinh\theta_k)^2 n_{k+q}^\sigma (n_k^\sigma + 1) \\ &\left. - 2A_q^z a_q^z (\cosh\theta_k \sinh\theta_k)^2 n_k^\sigma (n_k^\sigma + 1) \right], \end{aligned} \quad (8)$$

nificance but the Raman (two-magnon) process plays a leading role in the nuclear spin-lattice relaxation [21]. Neglecting the higher-order relaxation process, the relaxation rate is generally represented as

where $n_k^- \equiv \langle \alpha_k^\dagger \alpha_k \rangle$ and $n_k^+ \equiv \langle \beta_k^\dagger \beta_k \rangle$ are the thermal averages of the numbers of the spin waves at a given temperature, and $A_q^z = \sum_j e^{iq(j-1/4)} A_j^z$ and $a_q^z = \sum_j e^{iq(j+1/4)} a_j^z$ are the Fourier components of the hyperfine coupling constants. Taking into account the significant difference between the electronic and nuclear energy scales ($\hbar\omega_N \lesssim 10^{-5}J$), Eq. (8) ends in

$$\begin{aligned} \frac{1}{T_1} &= \frac{4\hbar}{NJ} (g\mu_B\gamma_N)^2 \sum_k \frac{S-s}{\sqrt{(Ssk)^2 + 2(S-s)S\hbar\omega_N/J}} \\ &\times \left[(A^z \cosh^2\theta_k - a^z \sinh^2\theta_k)^2 n_k^- (n_k^- + 1) \right. \\ &\left. + (A^z \sinh^2\theta_k - a^z \cosh^2\theta_k)^2 n_k^+ (n_k^+ + 1) \right], \end{aligned} \quad (9)$$

where we have assumed little k -dependence of A_q^z and a_q^z , and thus replaced $A_{q=-2k}^z$ and $a_{q=-2k}^z$ by $A^z \equiv A_{q=0}^z$ and $a^z \equiv a_{q=0}^z$, respectively.

Now we have an idea of evaluating the thermal averages n_k^\pm by a quantum Monte Carlo method. Though the divergence of the ground-state sublattice magnetization, which plagues the spin-wave treatment of low-dimensional antiferromagnets, does not persist in our model, n_k^\pm still diverge as temperature increases as far as we naively estimate them with the noncompact bosonic Hamiltonian (6). On the other hand, we are fully allowed to rely upon the dispersion relations (7) themselves even at finite temperatures, because we can efficiently modify the spin-wave thermodynamics [5] so as to describe the higher-temperature behavior introducing an additional constraint on the magnetization but preserving the linearized spin-wave dispersions ω_k^\pm . Thus, depending on the Bogoliubov transformation (3) but avoiding the direct estimation of the boson numbers, we perform the Monte Carlo sampling for the relevant spin operators

$$\begin{aligned} \alpha_k &= \frac{\cosh\theta_k}{\sqrt{2N}} \sum_j e^{ik(j-\frac{1}{4})} S_j^+ + \frac{\sinh\theta_k}{\sqrt{N}} \sum_j e^{ik(j+\frac{1}{4})} s_j^+, \\ \beta_k &= \frac{\sinh\theta_k}{\sqrt{2N}} \sum_j e^{-ik(j-\frac{1}{4})} S_j^- + \frac{\cosh\theta_k}{\sqrt{N}} \sum_j e^{-ik(j+\frac{1}{4})} s_j^-, \end{aligned} \quad (10)$$

with the original compact Hamiltonian (1). While we base the relaxation process on the spin-wave excitations, we take grand-canonical averages within the original system. Since the applied field H is so small as to satisfy $g\mu_B H \lesssim 10^{-2}J$, we neglect the Zeeman term of the

Hamiltonian (1) in the numerical treatment. The thus-calculated structure factors n_k^\pm are shown in Fig. 1. n_k^\pm both have their peaks at $k = 0$ in the reduced Brillouin zone, which reflects the combination of the ferromagnetic and antiferromagnetic features. The momentum dependences of n_k^\pm are indeed consistent with the exact calculations [16] of the dynamic structure factors. The temperature dependences of n_k^\pm well support the characteristic Schottky-like peak of the specific heat [5], where the ferromagnetic structure is rapidly smeared out as temperature increases, while the antiferromagnetic one still persists at rather high temperatures. Therefore the present analysis is promising. The dipolar coupling is quite sensitive to the location of the proton because the coupling strength is proportional to r^{-3} with r being the distance between the interacting proton and electron spins. In the experiment on $\text{NiCu}(\text{pba})(\text{H}_2\text{O})_3 \cdot 2\text{H}_2\text{O}$, it has been demonstrated [19] that the protons mainly contributing to T_1^{-1} lie in the pba groups rather than the H_2O molecules and are therefore all located beside Cu ions. Hence we here reasonably neglect A^z in comparison with a^z . Setting a^z equal to $6.12 \times 10^{-3} [\text{\AA}^{-3}]$ with $g = 2$, the calculations successfully reproduce the observations.

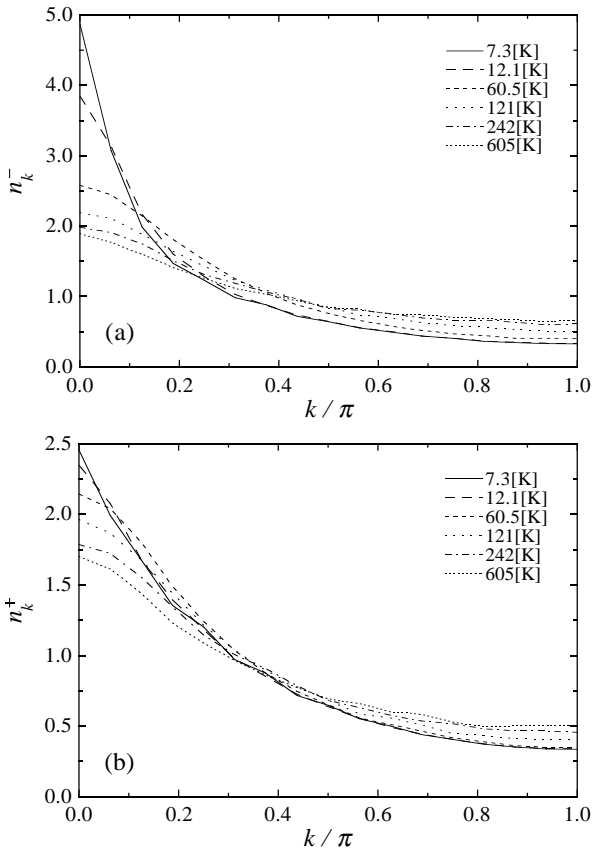


FIG. 1. Quantum Monte Carlo estimates of the ferromagnetic (a) and antiferromagnetic (b) static structure factors at various values of temperature.

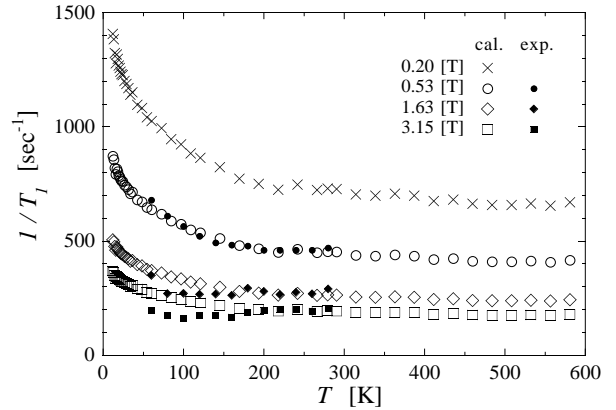


FIG. 2. Temperature dependence of the proton spin relaxation rate as a function of the applied magnetic field. The measurements (exp.) and calculations (cal.) are indicated by closed and open symbols, respectively.

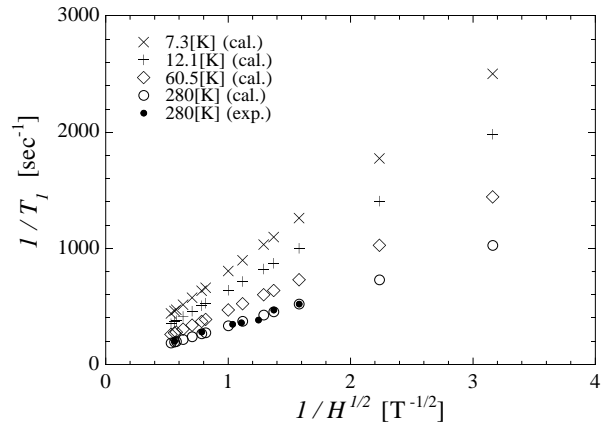


FIG. 3. Field dependence of the proton spin relaxation rate as a function of temperature. Closed circles and the others indicate the measurements (exp.) and calculations (cal.), respectively.

We show in Fig. 2 the thus-obtained relaxation rate as a function of temperature together with the observations. The calculations are generally in good agreement with the experimental findings. The slight difference between them at low temperatures under intermediate fields may be attributed to the uncertainty in the experimental treatment, where the linewidth relatively broadens and the recovery of the spin echo looks like a double-exponential curve. Although the static susceptibility χ times temperature, which is closely related with the relaxation rate [23], shows a round minimum at about 70[K] [13,20], T_1^{-1} monotonically decreases as T increases. This is, however, convincing if we bear the temperature dependences of n_k^\pm in mind. Let us go back to Fig. 1. The peak of the antiferromagnetic static structure factor, which usually appears at the zone boundary

in mono-spin chains, now shifts to the zone center due to the double periodicity in the present system. With the increase of temperature, the structure factor generally decreases in the vicinity of its peaks, while it increases in its lower slopes. Thus, due to the predominance of the $k = 0$ component in the summation (9), T_1^{-1} ends up as a decreasing function of temperature. The increase of the applied field, having an effect of reducing the predominance of the $k = 0$ component, relaxes the pronounced decreasing behavior of T_1^{-1} as a function of temperature and would possibly allow T_1^{-1} to show a reversed but weak temperature dependence at high temperatures.

Another interesting observation is the field dependence of the relaxation rate shown in Fig. 3. T_1^{-1} looks almost linear with respect to $H^{-1/2}$, which also suggests that only the magnons of $k \simeq 0$ effectively contribute to the relaxation process. We stress that the present field dependence comes from the energy-conservation requirement $\delta(E_m - E_n - \hbar\omega_N)$ in Eq. (2), that is, from the quadratic dispersion relations of the elementary excitations. In this context, the spin-diffusion effect [23] may be mentioned, which also results in a similar field dependence of T_1^{-1} ,

$$\frac{1}{T_1} = P + \frac{Q}{\sqrt{H}}, \quad (11)$$

$$\mathcal{H} = J \sum_j [(\mathbf{S}_j \cdot \mathbf{s}_j)_\alpha + (\mathbf{s}_j \cdot \mathbf{S}_{j+1})_\alpha] + \sum_j [D_S(S_j^z)^2 + D_s(s_j^z)^2] - g\mu_B H \sum_j (S_j^z + s_j^z), \quad (12)$$

with $(\mathbf{S} \cdot \mathbf{s})_\alpha = S^x s^x + S^y s^y + \alpha S^z s^z$, the relaxation rate (9) is replaced by

$$\begin{aligned} \frac{1}{T_1} = & \frac{4\hbar}{NJ} (g\mu_B \gamma_N)^2 \sum_k \frac{f_{S,s}(\alpha, D_S, D_s)}{\sqrt{(Ssk)^2 + 2Ss f_{S,s}(\alpha, D_S, D_s) \hbar\omega_N/J}} \\ & \times [(A^z \cosh^2 \theta_k - a^z \sinh^2 \theta_k)^2 n_k^- (n_k^- + 1) + (A^z \sinh^2 \theta_k - a^z \cosh^2 \theta_k)^2 n_k^+ (n_k^+ + 1)], \end{aligned} \quad (13)$$

where

$$f_{S,s}(\alpha, D_S, D_s) = \sqrt{[\alpha(S+s) - (SD_S + sD_s)/J]^2 - 4Ss}. \quad (14)$$

Even if any anisotropy of the easy-axis type is introduced, the small-momentum quadratic dispersion remains qualitatively unchanged and thus the characteristic field dependence of the relaxation rate, $T_1^{-1} \propto H^{-1/2}$, should still be observed, where the slope $\partial T_1^{-1} / \partial H^{-1/2}$ gives semiquantitative information on the anisotropy. However, the expression (13) is no more valid under the easy-plane-type anisotropy. The model indeed turns critical for $\alpha < 1$, showing linear dispersion relations [27]. Therefore ferrimagnetic compounds with anisotropic interactions of the easy-plane type should exhibit no field dependence of T_1^{-1} . Thus the nuclear magnetic resonance is all the more efficient to investigate the low-energy structure in the present system. We really hope that the present successful interpretation of the pioneering experiments will stimulate and accelerate further study on this fascinating system. The developed calculations under various

where the constant P arises from longitudinal spin fluctuations, whereas the field-dependent term originates from transverse spin fluctuations which are diffusive at high temperatures and long times. For $(\text{CH}_3)_4\text{NMnCl}_3$ [24] and LiV_2O_5 [25], which are both well known to be spin-diffusive Heisenberg chain compounds, P/Q was estimated to be $0.57[\text{T}^{-1/2}]$ at $300[\text{K}]$ with $J = 13[\text{K}]$ and $1.53[\text{T}^{-1/2}]$ at $200[\text{K}]$ with $J = 308[\text{K}]$, respectively. Here we observe a much smaller value, $P/Q = 0.05[\text{T}^{-1/2}]$ at $280[\text{K}]$, which is much more consistent with the present analysis. Therefore, the present observations, which look like $T_1^{-1} \propto H^{-1/2}$, should be attributed to the quadratic dispersion relations peculiar to Heisenberg ferrimagnets. We learn that the longitudinal spin fluctuations dominate the nuclear spin relaxation in ordered bimetallic chain compounds.

The present compound, $\text{NiCu}(\text{pba})(\text{H}_2\text{O})_3 \cdot 2\text{H}_2\text{O}$, is reasonably described by the isotropic Heisenberg Hamiltonian. There exist a series of family compounds [11–14] and thus the prototypical ferrimagnetic behavior [26] could potentially be elucidated as a function of the constituent spins. The consideration of anisotropy effects may also be interesting from the practical point of view. For the anisotropic Hamiltonian

constituent spins and geometric parameters will be presented elsewhere [28].

The author is grateful to Dr. N. Fujiwara for his communication on the NMR measurements prior to publication. This work was supported by the Japanese Ministry of Education, Science, and Culture, and by the Sanyo-Broadcasting Foundation for Science and Culture. The numerical computation was done in part using the facility of the Supercomputer Center, Institute for Solid State Physics, University of Tokyo.

[1] E. Lieb and D. Mattis, J. Math. Phys. **3**, 749 (1962).

- [2] S. Yamamoto, S. Brehmer, and H.-J. Mikeska, *Phys. Rev. B* **57**, 13610 (1998).
- [3] M. Drillon, J. C. Gianduzzo, and R. Georges, *Phys. Lett.* **96A**, 413 (1983); M. Drillon, E. Coronado, R. Georges, J. C. Gianduzzo, and J. Curely, *Phys. Rev. B* **40**, 10992 (1989).
- [4] S. K. Pati, S. Ramasesha, and D. Sen, *Phys. Rev. B* **55**, 8894 (1997); *J. Phys.: Condens. Matter* **9**, 8707 (1997).
- [5] S. Yamamoto and T. Fukui, *Phys. Rev. B* **57**, 14008 (1998); S. Yamamoto, T. Fukui, K. Maisinger, and U. Schollwöck, *J. Phys.: Condens. Matter* **10**, 11033 (1998).
- [6] C. Wu, B. Chen, X. Dai, Y. Yu, and Z.-B. Su, *Phys. Rev. B* **60**, 1057 (1999).
- [7] K. Maisinger, U. Schollwöck, S. Brehmer, H.-J. Mikeska, and S. Yamamoto, *Phys. Rev. B* **58**, 5908 (1998).
- [8] T. Kuramoto, *J. Phys. Soc. Jpn.* **67**, 1762 (1998); **68**, 1813 (1999).
- [9] T. Sakai and S. Yamamoto, *Phys. Rev. B* **60**, 4053 (1999); S. Yamamoto and T. Sakai, *J. Phys.: Condens. Matter* **11**, 5175 (1999).
- [10] M. Hagiwara, Y. Narumi, K. Minami, K. Tatani, and K. Kindo, *J. Phys. Soc. Jpn.* **68**, 2214 (1999).
- [11] A. Gleizes and M. Verdaguer, *J. Am. Chem. Soc.* **103**, 7373 (1981); **106**, 3727 (1984).
- [12] M. Verdaguer, A. Gleizes, J.-P. Renard, and J. Seiden, *Phys. Rev. B* **29**, 5144 (1984).
- [13] Y. Pei, M. Verdaguer, O. Kahn, J. Sletten, and J.-P. Renard, *Inorg. Chem.* **26**, 138 (1987);
- [14] O. Kahn, Y. Pei, M. Verdaguer, J.-P. Renard, and J. Sletten, *J. Am. Chem. Soc.* **110**, 782 (1988); P. J. van Koningsbruggen, O. Kahn, K. Nakatani, Y. Pei, J.-P. Renard, M. Drillon, and P. Legoll, *Inorg. Chem.* **29**, 3325 (1990).
- [15] A. Caneschi, D. Gatteschi, P. Rey, and R. Sessoli, *Inorg. Chem.* **27**, 1756 (1988); A. Caneschi, D. Gatteschi, J.-P. Renard, P. Rey, and R. Sessoli, *ibid.* **28**, 1976 (1989); 2940 (1989).
- [16] S. Yamamoto and T. Sakai, *J. Phys. Soc. Jpn.* **67**, 3711 (1998).
- [17] S. Ma, C. Broholm, D. H. Reich, B. J. Sternlieb, and R. W. Erwin, *Phys. Rev. Lett.* **69**, 3571 (1992); and references therein.
- [18] F. D. M. Haldane, *Phys. Lett.* **93A**, 464 (1983); *Phys. Rev. Lett.* **50**, 1153 (1983).
- [19] N. Fujiwara and M. Hagiwara, to be published in *Solid State Commun.*
- [20] M. Hagiwara, K. Minami, Y. Narumi, K. Tatani, and K. Kindo, *J. Phys. Soc. Jpn.* **67**, 2209 (1998).
- [21] D. Beeman and P. Pincus, *Phys. Rev.* **166**, 359 (1968).
- [22] S. Brehmer, H.-J. Mikeska, and S. Yamamoto, *J. Phys.: Condens. Matter* **9**, 3921 (1997).
- [23] D. Hone, C. Scherer, and F. Borsa, *Phys. Rev. B* **9**, 965 (1974).
- [24] J.-P. Boucher, M. A. Bakheit, M. Nechtschein, M. Villa, G. Bonera, and F. Borsa, *Phys. Rev. B* **13**, 4098 (1976).
- [25] N. Fujiwara, H. Yasuoka, M. Isobe, Y. Ueda, and S. Maegawa, *Phys. Rev. B* **55**, 11945 (1997).
- [26] S. Yamamoto, *Phys. Rev. B* **59**, 1024 (1999).
- [27] F. C. Alcaraz and A. L. Malvezzi, *J. Phys.: Math. Gen.* **30**, 767 (1997).
- [28] S. Yamamoto, to be published in *Phys. Rev. B* **61**, No. 2 (2000).