

# A File System Abstraction for Sense and Respond Systems

Sameer Tilak<sup>1</sup>, Bhanu Pisupati<sup>2</sup>, Kenneth Chiu<sup>1</sup>, Geoffrey Brown<sup>2</sup>, Nael Abu-Ghazaleh<sup>1</sup>

<sup>1</sup>Computer Science Department, State University of New York (SUNY) at Binghamton

<sup>2</sup>Computer Science Department, Indiana University

**Abstract**—The heterogeneity and resource constraints of sense-and-respond systems pose significant challenges to system and application development. In this paper, we present a flexible, intuitive file system abstraction for organizing and managing sense-and-respond systems based on the Plan 9 design principles. A key feature of this abstraction is the ability to support multiple views of the system via filesystem namespaces. Constructed logical views present an application-specific representation of the network, thus enabling high-level programming of the network. Concurrently, structural views of the network enable resource-efficient planning and execution of tasks. We present and motivate the design using several examples, outline research challenges and our research plan to address them, and describe the current state of implementation.

## I. INTRODUCTION

The heterogeneity and resource constraints of typical sense-and-respond (S&R) systems pose daunting challenges to system and application development. These challenges are further exacerbated by the lack of simple abstractions for the use and development of these systems. In this paper, we show how the principles of Plan 9 [1] can be applied to S&R systems, resulting in flexible, intuitive systems supporting multiple logical views. Applications can then use the view with the most appropriate organization and abstraction.

Sense-and-respond systems typically comprise a diverse set of hardware and software elements. Hardware elements include a wide variety of different sensor and actuator types of differing origins, ranging from COTS to highly-specialized, one-of-a-kind parts. Software elements draw from numerous domains, including the natural sciences, artificial intelligence, sensor networks, and embedded systems. Further increasing the diversity is the various ways in which the software and hardware elements may interact, such as event-driven, polled data, or data streams. This heterogeneity greatly complicates the development of of reliable, effective S&R systems.

A crucial component of many S&R systems is wireless sensor and actuator networks. These networks promise to revolutionize sensing across a wide range of civil, scientific, military, and industrial applications. For example, thousands of sensors can be deployed across the landscape to monitor for chemical and biological threats, or to monitor for interesting ecological events in migration patterns [2], or to track a smoldering forest fire for conditions that might lead to an outbreak. Responses may range from alerts to the use of actuators to mitigate the damage.

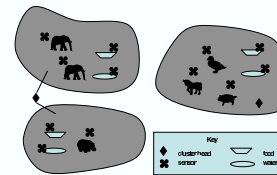


Fig. 1. An example wireless sensor network in a zoo. Sensors track animal locations and resources such as food and water. The network is divided into two clusters, each consisting of a cluster head.

The inherent resource constraints of WSNs pose significant challenges to this vision, however. Wireless sensors are typically limited in power, weight, and size; and communication is often unreliable. These constraints further exacerbate the problems created by the heterogeneity of S&R systems.

Successfully addressing these multi-dimensional challenges relies crucially on developing an effective abstraction for sensor networks. A simple and well understood abstraction can significantly ease both system development and application development. Many sensor network are deployed by scientists and researchers whose domain of expertise is not computer science. Motivated by this need, we propose a simple yet powerful filesystem-based abstraction of sensor networks based on Plan 9, which espoused that the file system metaphor (as seen, for example, in the `/proc` file system) can be adopted for almost all aspects of system design and development. Not only can files be used to store a named sequence of bytes, but also to replace many aspects of communication and control that are typically performed using system calls. A key feature of our proposed solution is the ability of the application to define namespaces to organize the sensor network in an application specific manner. Another advantage of a file system abstraction is that we can now exploit, perhaps with some adaptation, much of the work in distributed file systems, such as Coda [3].

Another commonly proposed abstraction of WSNs is that of a database [4]. Typically, these databases present application-level information, decoupling it from the resources. Query processing then lacks application knowledge, precluding the application of the end-to-end principle and complicating efficient implementations. This lack of low-level information in the abstraction also prevents the provisioning of infrastructure services. By providing logical and structural namespaces, the

file system gives the application complete control on task planning and execution if it so desires.

We model sensor networks as a set of clusters, each with a cluster head. Cluster membership is normally determined geographically. Our model is intended merely to provide a concrete basis for demonstrating the utility of our file system abstraction, and not as an end unto itself. With this abstraction, an application might access sensor data geographically by reading from a path `/location/54W/35N/data`, or logically such as `/data/temperature/snakes`.

This paper contributes a file system abstraction for sensor networks and a proof-of-concept implementation within ns-2 simulator. The Plan 9 protocol for implementing the file system abstraction, Styx, has been already been well-researched on various distributed computing platforms. We thus focus our attention on its implementation in sensor networks.

## II. FILESYSTEM ABSTRACTION OF SENSOR NETWORKS

The central idea of this paper is the application of file system abstractions for sensor networks. This idea is inspired by the contributions of the Plan 9 and Inferno operating systems [1], [5] whose defining feature was their consistent treatment of devices and files in a uniform manner. This section conceptually describes the use of the file system abstraction as a convenient and scalable means to access, configure and debug sensor networks. Consider the sample sensor network from a zoo shown in Figure 2 with sensors tracking different animals and resources such as food and water. The network is divided into two clusters each consisting of a cluster head. The sensors themselves may each differ in functionality (temperature/position) and hardware type (MSP/AVR). The associated listing shows a typical directory layout for such a network.

The file representation naturally captures the structure of the network in addition to depicting logical attributes such as aggregation properties and groupings. The root directory named *network* encapsulates the whole network. It has a subdirectory for each of its clusters which in turn has three subdirectories named *sensors*, *aggrData*, and *groups*. The *sensors* directory provides a direct way to access the sensors and has one directory corresponding to each of them. Often however, rather than the individual sensor values, what is of interest is the aggregate value of a property observed at different sensors. The *aggrData* directory contains files (*avgTemp*, *avgPosn*) corresponding to these aggregate properties that provide a ready means to retrieve these cluster wide properties. This is an example of “intelligence” being embedded into the file system whereby it is able to process and interpret data (average from individual readings) rather than just storing and presenting it. Finally the *groups* directories demonstrate the file system’s ability to present logical groupings of the sensors according to specific criteria. The grouping shown is based on animal type, but could have been based on geographic location of the sensors (animals).

The task of locating and naming a sensor device effectively reduces to finding the path for its corresponding file in the

namespace. Sensor 1’s reading for instance, is obtained by reading `/network/cluster1/sensors/s1/reading`. The low level operations inherent in retrieving the values are hidden away by the clean file interface. The representation also easily conceals heterogeneity among sensors by use of the uniform file interface. Some sensors represented as part of the network may in fact be simulated while others may be real. Apart from accessing and reading sensor values, our file system approach also supports configuration and debugging of sensors. The file system may provide a *control* file that can be used to perform control operations on the sensor (e.g., reset, wakeup, sleep) by writing commands to the file. The file system may also facilitate debugging by exposing the sensors’ *registers* and *memory* as files. An external debugger can then use the file system interface to debug software executing on the sensors. described in the next section.

The file system approach offers flexibility in partitioning application functionality at different levels of the sensor network (sensor/cluster head/client), which is important considering that end sensor devices may be computationally lightweight. Logically combining multiple networks now becomes analogous to mounting the networks’ file system representations under a common directory.

## III. ARCHITECTURE

Inspired by the ideas from Plan-9 and Inferno [1], [5], all the resources are named and accessed like files in a hierarchical file system and the resources are always accessed via a standard protocol: Styx. This underlying uniform file system based interface provides an efficient low-level mechanism on top of which an application can overlay (possibly an arbitrarily complex) policies for sensor network representation with the help of namespaces. In fact, as shown in the Figure 2, multiple concurrent perspectives of the network are possible and can co-exist.

An entity that wishes to interact with a sensor network needs to mount its file system and execute appropriate file operations on it. This implies that the entity implicitly assumes the role of a file system client and correspondingly the filesystem implementation assumes the role of a server. The client and server interact using the Styx messaging protocol[6] that constitutes encodings of various file operations. Message exchange always occurs in pairs with the client initiating the exchange and the server responding. The client starts a session by connecting to a server using a *Tattach* message. Once it establishes a connection, the client may navigate the directory tree using the *Twalk* message (analogous to the *cd* command). Other standard operations such as opening, reading and writing to files may be performed using *Topen*, *Tread* and *Twrite* messages respectively. The protocol supports multiple outstanding requests which is important in the context of blocking operations. It should be noted that we provide a software library that client applications may use to talk to the filesystem. The interface that the library provides consists of typical file operations (open, read, write, etc.) that the client application may use to access the file system. Details of the

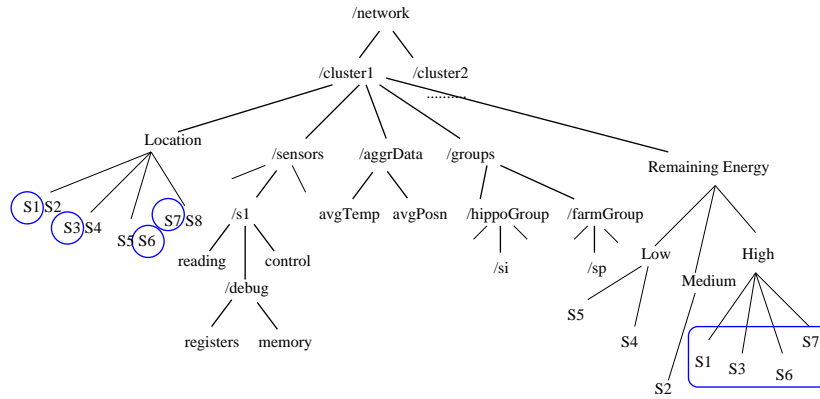


Fig. 2. Namespace for a sensor network.

underlying messaging protocol are completely concealed from the client application.

The fileserver implementation of sensor networks has two components in its core, namely device level file servers and multiplexers. Device level file servers constitute the most basic forms of servers and are resident in the leaf sensors. They define a static directory structure and fixed methods for accessing individual files (really named resources). The files provide the most basic interactions with the sensors such as reading sensor value and primitive control operations. Correspondingly, the file servers store minimal dynamic state about themselves and clients interacting with them and hence require limited runtime memory.

Multiplexers are more sophisticated forms of file servers that would typically reside inside cluster heads of the sensor networks and are responsible for merging different device level file systems into a cluster level file system. Multiplexers are stateful servers able to support multiple client connections and multiple outstanding requests. At startup time the multiplexer engages in a process of discovery to determine the topology of the sensors associated with it. It then reads the static directory structure from the device level file systems of all sensors, from which the cluster level file system hierarchy is created. When a client makes a read request on the *reading* file inside one of the sensor directories, the file server uses the file descriptor in the *Tread* request to map (multiplex) it to a particular device file system in its namespace. It then reissues the request to that device file system to obtain the sensor reading which is then returned to the client. Supporting outstanding requests means that even when it is waiting to hear back from the device file system regarding a request it made, it is still capable of receiving and processing new requests.

A multiplexer has other more involved responsibilities apart from directing requests to specific device file servers. It is responsible for supporting aggregate files (*avgTemp* & *avgPosn*) in the cluster file namespace. Since sensor networks often require application specific filters to be applied on data obtained from various sensors, the file interface uses dynamic libraries to allow the aggregation function used by the multiplexer on the data to be dynamically reconfigured as per

the application's needs. The multiplexer is also responsible for managing the logical grouping of sensors (in *groups* directory) which it does by appropriately sorting the sensors at the time of enumeration and at runtime. Migration from using real sensors to a simulation based setup is straightforward using the multiplexer model. Instead of being implemented on actual hardware, during simulation the device file systems get implemented on simulation software while maintaining the very same file interface.

Multiplexers offer great flexibility in partitioning application, configuration or debugging functionality among different components of the sensor network. Consider for instance a debugger client application that is debugging code executing on a sensor node. It is typical for the debugger to require access to registers and memory on the sensor in the course of debugging. Instead of implementing the low level functionality to retrieve these values inside the debugger itself, the functionality can instead be implemented in the multiplexer with the cluster file system providing clients with files for memory and register access. In this case the debugger can access register/memory indirectly by reading and writing to these files and have the cluster file system perform the necessary low level procedures required in performing the read/write operations.

#### IV. RESEARCH CHALLENGES

In this section, we discuss the research challenges specific to using the file system abstraction in a sensor network environment. The following challenges are identified.

**Supporting resource efficient operation:** A key feature of our proposed solution is the ability to define namespaces to organize the sensor network in an application specific manner. For example, as shown in Figure 2, a debugging application can expose the sensors' *registers* and *memory* as files. An external debugger can then use the file system interface to debug software executing on the sensors. Whereas a data-centric application running on the same cluster rather than representing the individual sensor values, might represent them in terms of cluster wide properties such as aggregate *aggrData* directory contains files (*avgTemp*, *avgPosn*).

Abstractions hide low-level complexities of the underlying system and provide rich and intuitive interfaces to the end user, sometimes even at the cost of performance/efficiency. However, many battery-operated sensors have constraints such as limited energy, computational power, and storage capacity, and thus protocols must be designed to operate efficiently with these limited resources. Therefore in this environment, implementing the file system abstraction in a resource efficient manner is essential. To that end, we propose construction of a default resource namespace, that exposes resource information (e.g., available energy or storage space on a given sensor node) to the applications, helping them to make better choices at run time. An example of resource-efficient query execution is presented in Section VI. While the filesystem abstraction provides mechanisms for creating and maintaining namespaces, it does not define how they should be organized (separation of policy from mechanism).

At this point, we would like to point out that the underlying Styx protocol is lightweight, and therefore the file system abstraction can be implemented over real sensors within reasonable overhead. Further details regarding overhead of the Styx protocol are described in Section VII.

**Consistency models:** By nature, WSNs are dynamic, concurrent systems. Thus, clients' view of the namespace and even data may be inconsistent with respect to the current actual state. For example, a client may use the namespace to determine that a particular mobile sensor is in a specific region, only to find that it has actually moved out of that region when it actually reads data from the sensor. Or, stale, cached sensor readings may be sent to a client as a result of transmission interruptions. Additional inconsistencies can arise from coupling between different files. For example, a client may set a sensor range by writing to a control file, but subsequently read an out-of-range value from a reading file, due to caching or other delays.

Strong consistency models could be implemented using distributed locks and other techniques, but the nature of WSN applications generally suits weak consistency models. Sensor data is by nature unreliable, and applications usually do not rely on high-quality, consistent operation. Adopting the file system abstraction, also allows us to apply research in distributed file system consistency models such as those developed within the Coda file system project [3].

**Managing streaming data:** Sensors typically produce stream data representing their samples over time. Stream data is not directly supported in the Styx framework; extensions to the file system abstraction to model streaming devices may be required. We are currently working on extending Styx protocol so that streaming data can be handled more efficiently.

**Supporting in-network application-specific processing:** Our framework supports in-network aggregation in the following two ways. First, a user can extend existing the Styx server to incorporate the required functionality. Styx Server implementation is fairly simple and easy to extend. In the second approach, the user implements the functionality within an independent module and makes them available as a dynamic

library as described in Section II. Then the Styx server loads the dynamic library at run time when it needs to use those modules and unloads them when it is done with the necessary processing (to free up the memory resource). The dynamic library would conform to a defined interface for plug-in modules.

For applications whose functionality is relatively static, e.g., a debugging application (which exposes the set of registers and memory of sensors'), the first design choice is a better option. Also, very commonly used aggregation functions including average, min, max can be implemented within the Styx server, so that users do not need to implement these routines themselves. However, for applications that require more sophisticated in-network processing or whose functionality changes more often, second design choice is a better option.

**Tolerating network unreliability:** Wireless channels are susceptible to fading and interference. Furthermore, to conserve energy, sensors are often operated with a low duty cycle turning off their radios for extended periods of time. This intermittent connectivity places unique challenges to filesystem design. Fairly static data can be cached and reported while the sensors are not accessible. Moreover, cluster-heads can maintain sensor information to be able to answer queries even when the sensors are asleep.

## V. ADDITIONAL CAPABILITIES

Using a file system abstraction offers additional advantages for application developers in a sensor network. Some of these are reviewed in this section.

**Ease of application development:** The file system interface is well understood (both semantically and syntactically) by application developers and system programmers. This interface can be easily used by scientists and researchers who are not familiar with the intricacies and low-level details of sensor network systems.

**Access control via file permissions:** File systems incorporate simple but flexible access control mechanisms via file permissions. For example, with the help of appropriate permissions one can allow only the administrative group members to calibrate sensors (with write permission), and prevent a normal user from writing to a sensor by giving them read-only access to the concerned device.

**Ease of integration:** There are many existing tools designed in other contexts that may be adaptable for use in sensor network environments because the sensor network is abstracted as a filesystem. This includes, for example, development and visualization tools developed for desktops, PDAs, or even distributed systems. Applications of interest can then be ported over the proposed file system abstraction with an effort significantly lower than having to develop them from scratch.

**Portability across sensor architectures and protocols:** The file system abstraction using the Styx protocol can serve as a bridging layer for interoperating heterogeneous sensors as well as interactions with external devices. In this sense, it plays a role similar to that played by IP in interconnecting heterogeneous networks. Once a new device has support for

file system/Styx primitives, it is able to interoperate with the remainder of the system.

## VI. EXAMPLES

In this section we demonstrate the use of the file system abstraction with three examples. The examples represent important sensor network functionality and highlight the capabilities of the filesystem framework.

### A. Sensor Monitoring and Calibration

Monitoring the state of the sensors in terms of their resources is an important capability for sensor networks [7]. Moreover, sensor calibration is essential for reducing the noise in the sensor data [8]. The file system provides mechanisms to discover sensors, as well as read and write their state, which allow the application developers to rapidly and even interactively monitor and calibrate the sensor network. For example, the following commands can be issued by a client to discover the temperature sensors in an area, read the remaining energy of one of the sensors and then write a parameter to calibrate another.

```
mount /dev/network /network
ls /network/cluster1/sensors/
cat /network/cluster1/s1/remaining-energy
echo 2.5 > /network/cluster1/s1/control
```

Note that using an application-specific namespace, we can accomplish S&R functionality in a similar manner to the example above. We may look for the sensors that have a temperature higher than a threshold, look for actuators near them, and then control the actuators, for example, to initiate a cooling response in areas that require it.

### B. Data-Centric Application

The second example illustrates the use of the filesystem abstraction to support a data-centric operation representative of operations in an S&R system. Effective S&R operation requires in-network processing to localize interactions and reduce the size of the data transmitted by the sensors [9]. For example, data from multiple sensors can be aggregated to reduce the overall data size transported to an observer. Conversely, the data may be analyzed to detect events and initiate responses close to the event location, reducing the cost of data transmission and enhancing response time.

Consider an example where the temperature in a region (region 10) of the sensing area is to be monitored, and the average temperature reported to a monitoring station periodically. We describe the planning and execution of this task from a centralized server perspective for simplicity; however, the namespaces may be maintained, and the task planning carried out, hierarchically and distributedly by multiple servers within the sensor network.

First, the application namespaces are consulted to find out what sensors are available to contribute to the task (for example, using `ls /network/location/region-10/*`). This results in discovering that a cluster (e.g., cluster 1 in

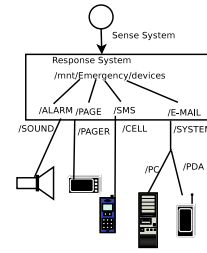


Fig. 3. An S&R system.

Figure 2) is within the area of interest. The namespace may now be consulted to find the actual location of the sensors such that an appropriate set of sensors in terms of coverage is identified (e.g.,  $S_1$ , and  $S_3 \dots S_7$  in Figure 2). In addition, we may consult an energy-based namespace where sensors are categorized in terms of their remaining energy. This allows the application to avoid selecting sensors with low available energy (e.g.,  $S_4$  and  $S_5$ ) leaving only high remaining energy sensors who satisfy the coverage requirements ( $S_1$ ,  $S_3$ ,  $S_6$ ,  $S_7$ ).

Resource namespaces can be maintained to track network-level resources to allow query planning in more detail—in our case to decide how to set up the routing and what points in the network will carry out the aggregation. These namespaces may include information regarding the sensor connectivity, the available bandwidth, and resources committed to other ongoing tasks. At the end of this step, the task planning is accomplished, and a suitable set of sensors, the dataflow in the network, as well as any in-network processing is determined.

The query is executed as follows. The source sensors are tasked with an appropriate reporting rate (which can later be adapted) to their upstream neighbors as per the determined dataflow path. Basic sensors have support for sending and receiving packets, but some sensors (e.g., cluster heads) support Styx servers and act as multiplexers. Communication between the sensors forming the dataflow is set up using Styx. Application specific in-network processing can be accomplished by customizing packet handlers in these multiplexer nodes. This can be done dynamically (allowing specialized handlers to be moved to appropriate places in the network), statically (at compile time, or within the Styx protocol), or by allowing the application to select among a menu of predetermined handlers.

### C. Heterogenous Response System Architecture

In the first example, we demonstrated how we can control actuators embedded with the sensor network to generate the required response. In this example, we describe the flexibility of the proposed framework in terms of incorporating a wide range of heterogenous devices. As an example, consider a S&R system (Figure 3) deployed in a chemical factory to detect any gas leakage. The response generation system takes input from a range of chemical sensors, processes it and then generates the necessary response. The response might include local activities such as controlling actuators embedded within

the sensor network or it might including contacting external entities and authorities or in some cases a combination of both.

If the system is built using the file system abstraction, it might have a directory called /mnt/Emergency and the response generation system might organize different responses under this directory. For example, upon detecting gas leakage, it might set an alarm to alert local workers and activate the actuators on a sprinkler in order to turn it off. In addition, it might page or send SMS events to police officers and medical professionals and e-mail other local authorities.

A task force that manages crisis often consists of individuals from various government and non-government organizations. In many cases, the task force is formed in an ad hoc fashion without any knowledge about underlying sensing infrastructure [10]. With the proposed framework a new device can be mounted on the fly under the /mnt/Emergency directory and the concerned authority can start getting the notification messages immediately. Also, inter-organization communication can be accomplished more easily using simple navigate, read, and write commands. Essentially, the filesystem abstraction operates as a unifying layer that bridges the differences in the different underlying organizational networks (much like IP does for data networks).

## VII. IMPLEMENTATION

We have a prototype implementation in which we have integrated the Styx protocol library with the ns-2 simulator [11]. In the current implementation, during the initialization phase, the cluster head (CH) discovers the neighboring sensors and since the CH is running the Styx file server, it simulates sensing devices as files in a file system hierarchy. In the current implementation, we have incorporated the support for constructing various namespaces within the Styx server. Then the client starts the session with the CH by calling the attach function exposed by the client-side Styx library. The client-side Styx library then encodes this command into a low-level Styx message which is sent over the wireless channel. The Styx server running on the CH interprets this incoming Styx message, processes it, and sends a pointer to its root directory to the client, again using the Styx protocol. It should be noted that, the client-side Styx library exposes a clean file system interface and hides all the low-level details of the Styx protocol from the client. Upon getting the pointer to the root directory, the client is able to navigate this directory structure using the walk command and it reads the files using the read command. In essence, the simulation set-up supports the capability required by the sensor network monitoring example described in Section VI. In addition, with our simulated prototype, we are able to simulate a sensor network consisting of at least few hundred sensors. At present, we are conducting simulations to characterize performance of the proposed file system abstraction on a large scale sensor network.

We also have the basic infrastructure in place for implementing the file system abstraction on real sensors such as Berkeley motes. To this end, we have developed a lightweight file server model suitable for the Motes, which consists of

about 1000 lines of code and is less than 8KB in size. Our design incorporates the fact that these Motes have reasonable amount of flash memory (a few KB) but much less RAM (few hundred bytes), by extensive use of static structures such as device tables and by judicious use of dynamic memory. We have also adopted the less demanding event-driven model as opposed to using runtime threads. Once this implementation is complete we hope to start using it in problems concerning resource monitoring, calibration, and distributed debugging all leading to more complex data centric applications.

## VIII. CONCLUSION

Sense-and-respond systems are typically heterogeneous and resource-constrained. Under these conditions, system and application development is difficult, especially for domain experts and other developers whose specialty may not be embedded systems. In this paper we have demonstrated how a simple and well-known abstraction, that of a file system, hides much of the underlying complexity, allowing developers to focus on the fundamental challenges of S&R systems. Our initial results with a prototype on the ns-2 simulator suggest that such an abstraction can be practically implemented. Our next step is to port our implementation to a physical WSN such as one constructed from Berkeley Motes.

## REFERENCES

- [1] R. Pike, D. Presotto, S. Dorward, B. Flandrena, K. Thompson, H. Trickey, and P. Winterbottom, "Plan 9 from Bell Labs," *Computing Systems*, vol. 8, no. 3, pp. 221–254, Summer 1995. [Online]. Available: [citeseer.nj.nec.com/pike90plan.html](http://citeseer.nj.nec.com/pike90plan.html)
- [2] P. Juang, H. Oki, Y. Wang, M. Martonosi, L. S. Peh, and D. Rubenstein, "Energy-efficient computing for wildlife tracking: design tradeoffs and early experiences with zebrantet," in *In Prof. of ASPLOS 2002*, 2002.
- [3] J. J. Kistler and M. Satyanarayanan, "Disconnected operation in the coda file system," *ACM Trans. Comput. Syst.*, vol. 10, no. 1, pp. 3–25, 1992.
- [4] Y. Yao and J. Gehrke, "The cougar approach to in-network query processing in sensor networks," *SIGMOD Record*, vol. 31, no. 3, 2002.
- [5] S. M. Dorward, R. Pike, D. L. Presotto, D. M. Ritchie, H. W. Trickey, and P. Winterbottom, "The inferno operating system," *Bell Labs Technical Journal*, pp. 5–18, Winter 1997.
- [6] R. Pike and D. M. Ritchie, "The styx architecture for distributed systems," *Bell Labs Technical Journal*, pp. 146–152, April-June 1999.
- [7] Y. Zhao, R. Govindan, and D. Estrin, "Residual energy scans for monitoring wireless sensor networks," in *IEEE Wireless Communications and Networking Conference (WCNC'02)*, Mar. 2002.
- [8] K. Whitehouse and D. Culler, "Calibration as parameter estimation in sensor networks," in *Workshop on Wireless Sensor Networks and Applications (WSNA) 02*, 2002.
- [9] D. Estrin, R. Govindan, J. Heidemann, and S. Kumar, "Next century challenges: Scalable coordination in sensor networks," in *Proc. 5th ACM International Conference on Mobile Computing and Networking (Mobicom)*, 1999.
- [10] K. M. Chandy, B. E. Aydemir, E. M. Karpilovsky, and D. M. Zimmerman, "Event webs for crisis management," in *Presented at the 2nd IASTED International Conference on Communications, Internet and Information Technology*, 2003.
- [11] "Network Simulator," <http://isi.edu/nsnam/ns>.