

# Spin alignment of $K^*(892)^\pm$ mesons produced in neutron-carbon interactions

EXCHARM Collaboration

A.N. Aleev<sup>a</sup> N.S. Amaglobeli<sup>f</sup> V.P. Balandin<sup>a</sup> A.P. Bugorski<sup>b</sup>  
 C.V. Cheshkov<sup>a</sup> A.N. Gaponenko<sup>a</sup> I.M. Geshkov<sup>e</sup>  
 T.S. Grigalashvili<sup>g</sup> P. Hristov<sup>a,1</sup> I.M. Ivanchenko<sup>a</sup>  
 Z.M. Ivanchenko<sup>a</sup> M.N. Kapishin<sup>a</sup> N.N. Karpenko<sup>a</sup>  
 V.D. Kekelidze<sup>a</sup> T.V. Khristova<sup>a</sup> Z.I. Kojenkova<sup>a</sup>  
 M.V. Kopadze<sup>f</sup> I.G. Kosarev<sup>a</sup> Yu.A. Kretov<sup>a</sup> A.S. Kurilin<sup>a</sup>  
 N.A. Kuz'min<sup>a</sup> R.A. Kvatadze<sup>f</sup> A.A. Lavrentyev<sup>a</sup>  
 A.A. Loktionov<sup>c</sup> N.L. Lomidze<sup>f</sup> A.L. Lyubimov<sup>a</sup>  
 D.T. Madigojin<sup>a</sup> A.S. Mestvirishvili<sup>a</sup> N.A. Molokanova<sup>a</sup>  
 A.N. Morozov<sup>a</sup> A.A. Panacik<sup>a</sup> T. Ponta<sup>d</sup> Yu.K. Potrebenikov<sup>a</sup>  
 T. Preda<sup>d</sup> A.G. Skripnichuk<sup>a</sup> L.A. Slepets<sup>a</sup> V.N. Spaskov<sup>a</sup>  
 G.T. Tatishvili<sup>a</sup> A.L. Tkatchev<sup>a</sup> A.I. Zinchenko<sup>a</sup>

<sup>a</sup>*Joint Institute for Nuclear Research, Dubna, Russia*

<sup>b</sup>*Institute of High Energy Physics, Protvino, Russia*

<sup>c</sup>*Institute of Physics and Technology, Alma-Ata, Kazakhstan*

<sup>d</sup>*Institute of Atomic Physics, Bucharest, Roumania*

<sup>e</sup>*Institute for Nuclear Research and Nuclear Energy, Sofia, Bulgaria*

<sup>f</sup>*High Energy Physics Institute, Tbilisi State University, Tbilisi, Georgia*

<sup>g</sup>*Institute of Physics, Georgian Academy of Sciences, Tbilisi, Georgia*

<sup>h</sup>*Institute of Nuclear Problems of Belarus State University, Minsk, Belarus*

---

## Abstract

A new precise measurements of spin density matrix element  $\rho_{00}$  of  $K^*(892)^\pm$  mesons produced inclusively in neutron-carbon interactions at  $\sim 60$  GeV have been carried out in the EXCHARM experiment at the Serpukhov accelerator. The values of  $\rho_{00}$  obtained in the transversity frame are  $0.424 \pm 0.011(stat) \pm 0.018(sys)$  for  $K^*(892)^+$  and  $0.393 \pm 0.025(stat) \pm 0.018(sys)$  for  $K^*(892)^-$ . Significant  $P_T$  dependence of  $\rho_{00}$  has been observed in  $K^*(892)^+$  production.

The investigation has been carried out at the Laboratory of Particle Physics, JINR.

---

The inclusive hadroproduction of  $K^*(892)^\pm$  has been studied since more than 30 years, but the role of meson spin in the production dynamics is still not understood in details. Spin phenomena in inclusive reactions with non-polarized beam and target are described by spin density matrix  $\rho$  of the final state particle. The  $\rho_{00}$  element represents relative intensity of vector mesons with zero  $z$ -component of the spin. A deviation of  $\rho_{00}$  from the value  $\frac{1}{3}$  indicates spin alignment. A number of phenomenological models is suggested to predict spin behavior in vector-meson inclusive hadroproduction. For example, in the semi-classical model [1] the spin alignment is expected for leading mesons, while for the non-leading ones  $\rho_{00} \sim \frac{1}{3}$  is anticipated. An early experiment [2] reported no spin alignment of  $K^*(892)^\pm$  produced in  $pp$  interactions at 12 and 24 GeV. Significant spin alignment has been observed for leading vector mesons inclusively produced by charged kaons: for  $K^*(892)^+$  and  $K^*(892)^0$  in  $K^+p$  reaction at 8.2 GeV [3], 32 GeV [4] and 70 GeV [5], for  $K^*(892)^-$  and  $\bar{K}^*(892)^0$  in  $K^-p$  interactions at 14.3 GeV [6] and 32 GeV [7].

The spin alignment of  $K^*(892)^\pm$  mesons produced inclusively in neutron beam has been studied for the first time in the EXCHARM experiment and the results are presented in this paper .

The EXCHARM setup is a forward magnetic spectrometer, placed in the neutral beam 5N of Serpukhov accelerator. Neutrons were produced on the internal beryllium target by 70 GeV primary protons at zero angle to the proton orbit. A 20 cm lead filter suppressed  $\gamma$  background. Accelerator magnets and a special sweeping magnet  $SP - 129$  rejected an admixture of charged particles in the beam. The neutron energy spectrum [8] peaks at 58 GeV and has an effective width of 9 GeV. The  $K^*(892)^\pm$  were produced in neutron interactions with a  $1.3\text{g/cm}^2$  (1.5 cm) long carbon target located in front of the spectrometer. The spectrometer analyzing dipole magnet SP-40A causes a transverse momentum kick of 0.455 GeV/c with an alternative polarity. The charged particles produced in neutron-carbon interactions were detected by 11 proportional chambers with 2 mm wire spacing, 25 coordinate planes in total (16 planes upstream and 9 – downstream the magnet). Two gas threshold Čerenkov counters filled with freon and air at the atmospheric pressure were used for a charged particle identification. Hodoscopes of two scintillator counter planes and three planes of proportional chambers were included in the trigger system. The trigger requirement selected events with at least 4 charged particles passing through the spectrometer. A more detailed description of the apparatus can be found elsewhere [9].

---

<sup>1</sup> E-mail: hristov@sunse.jinr.ru, Peter.Hristov@cern.ch

The analysis has been performed using  $184.4 \times 10^6$  neutron-carbon interactions recorded in the experiment.

The strange resonances  $K^*(892)^\pm$  have been selected by their decays into neutral kaon and charged pion:

$$\begin{aligned}
 n \ ^{12}\text{C} &\rightarrow K^*(892)^\pm + X \\
 &\hookrightarrow K^0(\bar{K}^0) \pi^\pm \\
 &\hookrightarrow K_S \rightarrow \pi^+\pi^-
 \end{aligned} \tag{1}$$

The neutral kaons have been identified via decays of short lived mode  $K_S \rightarrow \pi^+\pi^-$ . A pair of opposite charged particles ( $V^0$ ) has been considered as a  $K_S$  candidate if:

- closest distance of approach between the  $V^0$  tracks is less than the experimental resolution (0.2 cm);
- momentum ratio of the positive track to the negative one is less than 5, in order to suppress the background from  $\Lambda^0$  decays;
- invariant mass of the  $\pi^+\pi^-$  system is within  $\pm 30 \text{ MeV}^2$  the PDG value of  $K_S$ ;
- Čerenkov identification of each charged particle is not consistent with kaon or proton/antiproton hypothesis.

Each combination of a  $K_S$  candidate with an additional track has been regarded as  $K^*(892)^\pm$  candidate if it meets the following requirements:

- distance between the additional track and reconstructed  $K_S$  trajectory is less than 0.2 cm;
- decay vertex of  $K^*(892)^\pm$  is located within the target;
- $K_S$  candidate life time is larger than  $0.1\tau_S$  ( $\tau_S$  is the PDG life time of  $K_S$ ), in order to suppress the background caused by interactions in the target;
- Čerenkov identification of additional charged particle is not consistent with kaon or proton/antiproton hypothesis;
- $K^*(892)^\pm$  candidate momentum is larger than 12 GeV/c.

The invariant mass ( $M$ ) spectra of selected 521480  $K_S\pi^+$  and 553785  $K_S\pi^-$  combinations are presented in Fig.1(a) and (b), respectively.

Signals of decays (1) have been estimated as a result of the  $K_S\pi$ -mass spectrum approximation in the region of 0.74–1.20 GeV/c<sup>2</sup> by the following expression representing a superposition of background  $BG(M)$  and signal  $BW(M)$  with relative rate  $a$ :

$$\frac{dN}{dM} = BG(M)[1 + aBW(M)]. \tag{2}$$

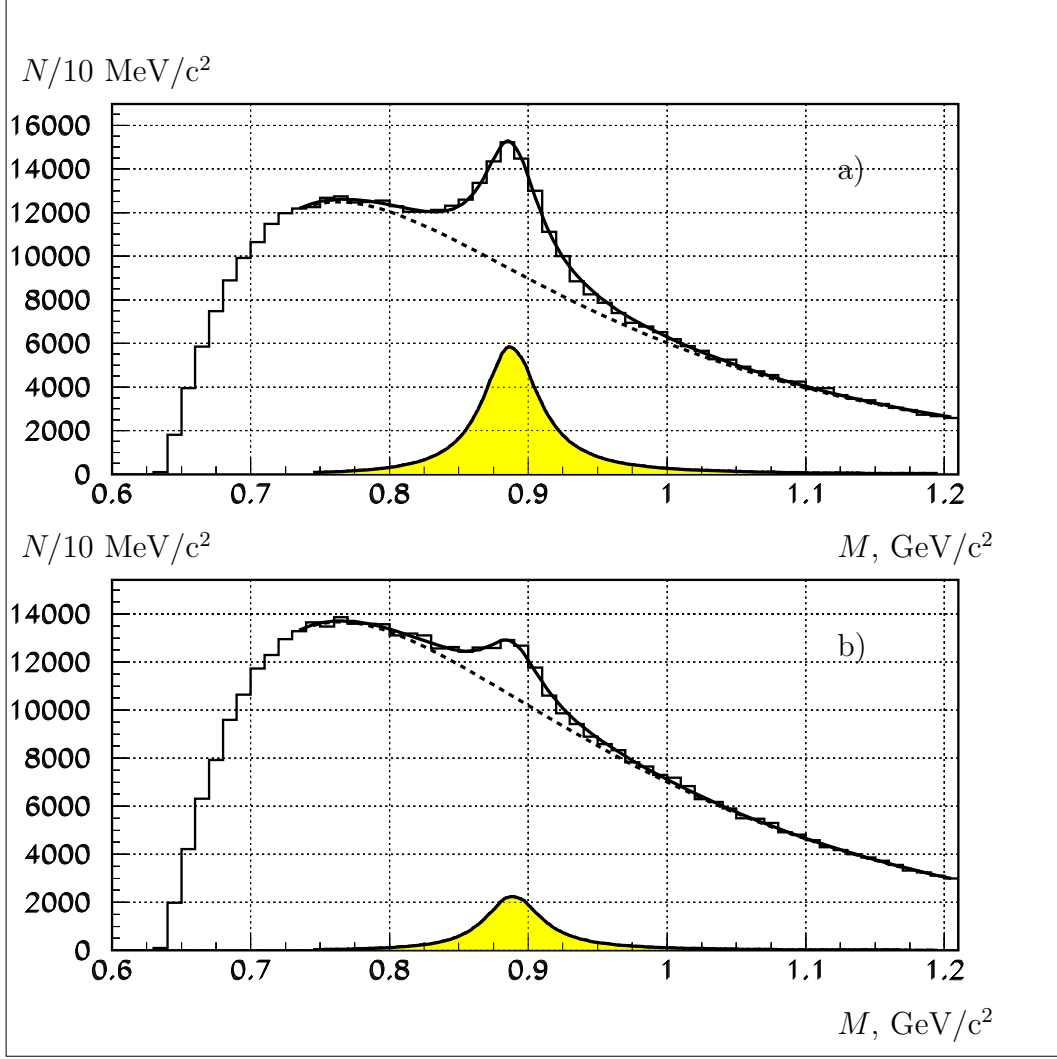


Fig. 1. Invariant mass spectra of  $K_S \pi^+$  (a)  $K_S \pi^-$  (b) combinations; the dashed curves represent the background; the shaded spectra show the signal contribution.

The signal is represented by the relativistic P-wave ( $l = 1$ ) Breit-Wigner distribution  $BW(M)$  with the mass-dependent width  $\Gamma_R$ :

$$\begin{aligned}
 BW(M) &= \frac{MM_R\Gamma_R}{(M^2 - M_R^2)^2 + M_R^2\Gamma_R^2}, \\
 \Gamma_R &= \Gamma + 4\sigma^2, \quad \sigma^2 = \sigma_{res}^2 + \sigma_{bin}^2, \\
 \Gamma &= \Gamma_0 \left( \frac{p^*}{p_R^*} \right)^{2l+1} \frac{1 + R p_R^{*2}}{1 + R p^{*2}},
 \end{aligned} \tag{3}$$

where  $p^*$  is the pion momentum and  $p_R^*$  is the pion momentum in the resonance maximum (both in the the resonance rest frame). The mass resolution ( $\sigma_{res}$ ) and binning effects ( $\sigma_{bin}$ ) have been considered as simple modifications of the total width. The  $K^*(892)^\pm$  range parameter  $R \simeq 12.1$  is taken according to

its PDG value [10]. The background is represented by a smooth function

$$BG(M) = b_1(M - M_{thr})^{b_2} \exp(b_3M + b_4M^2), \quad (4)$$

where  $M_{thr}$  is the resonance mass threshold and  $b_1, \dots, b_4$  are free parameters. The influence of the effective phase space on the shape of resonance has been taken into account in the product  $BG(M)BW(M)$ . A total of  $39180 \pm 1070$   $K^*(892)^+$  decays and  $15280 \pm 970$   $K^*(892)^-$  decays have been observed (the errors contain also the systematic uncertainties related to the fit procedure).

The evaluation of  $\rho_{00}$  is based on the vector-meson decay angular distribution

$$W(|\cos \theta|) = \frac{3}{2}[1 - \rho_{00} + (3\rho_{00} - 1)\cos^2 \theta], \quad (5)$$

where the angle  $\theta$  is the polar angle of  $\pi^\pm$  momentum-vector in the decay  $K^*(892)^\pm \rightarrow K^0\pi^\pm$ . The measurements have been carried out in the transversity frame of  $K^*(892)^\pm$  at rest. The  $z$ -axis is determined as a normal to the production plane,  $y$ -axis has an opposite direction to the  $K^*$  momentum defined in the lab system. The  $x$ -axis is defined by the right-hand coordinate system.

To measure  $\rho_{00}$  the selected  $K^*(892)^\pm$  have been divided in five intervals on  $|\cos \theta|$ . The relevant numbers of signal, background events, and corresponding errors have been evaluated by approximations of invariant mass spectra as described above in each of the  $|\cos \theta|$  intervals. Supposing that the background has no spin alignment, the corresponding distribution has been used as a measure for the acceptance effects. The normalized angular distributions of pions from  $K^*(892)^+$  and  $K^*(892)^-$  decays divided by the normalized background distributions for acceptance correction are given in Fig.2 (a) and (b), respectively, together with the approximation of  $|\cos \theta|$ -spectra by formula (5) (solid lines). As a result of this approximation, the  $\rho_{00}$  have been obtained:  $\rho_{00} = 0.424 \pm 0.011$  for  $K^*(892)^+$ , and  $\rho_{00} = 0.393 \pm 0.025$  for  $K^*(892)^-$ .

The key assumption that the background has no spin alignment and could be used for relative acceptance corrections has been proved independently. The  $K^*(892)^\pm$  inclusive production and the background have been simulated separately by FRITIOF model [11] (with no spin alignment). Charged particle tracking through the setup was realized in GEANT-based program [12]. The comparison of  $P_L, P_T^2$  and charged multiplicity between the simulated events and the corresponding experimental data has shown a fair agreement, improved at the next stage by weighting procedure. Both simulations of the signal and background give similar results on the acceptance as a function of  $|\cos \theta|$  which agree well with the estimation from the experimental background.

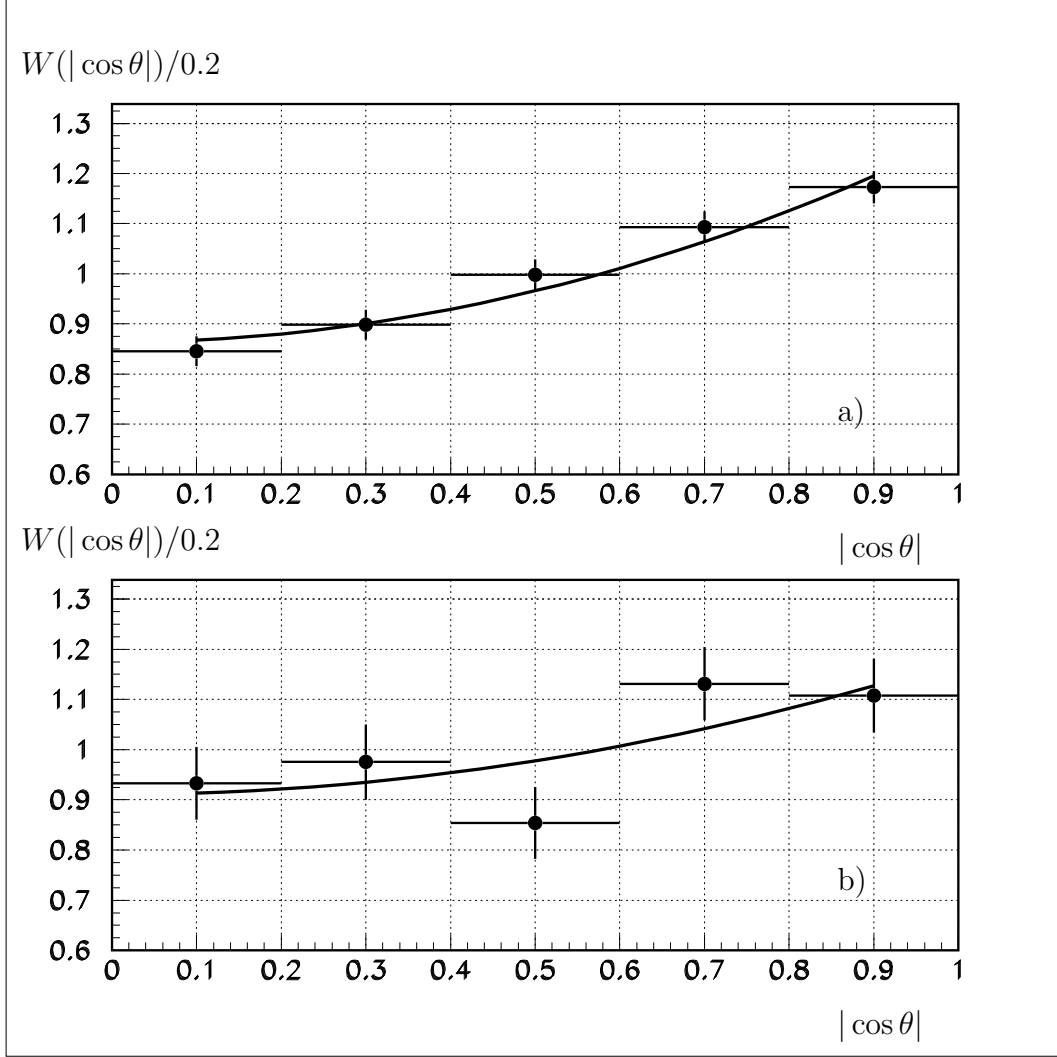


Fig. 2. Angular distribution of the pion from the resonance decay for  $K^*(892)^+$  (a) and  $K^*(892)^-$  (b) in the transversity frame.

Systematic errors of  $\rho_{00}$  have been calculated by combining in quadrature the contributions from detector asymmetries due to: alternative polarity of magnetic field (0.01), simulated difference in trigger conditions related to the charged multiplicity (0.01), different  $K_S \pi^+$  and  $K_S \pi^-$  acceptances (0.01) and varied positions of internal target (0.002). As a result the systematic error  $\Delta = 0.018$  of  $\rho_{00}$  both for  $K^*(892)^+$  and  $K^*(892)^-$  has been obtained.

The measurement of  $\rho_{00}$  as a function of  $P_T$  has been performed in six non-equidistant  $P_T$  intervals<sup>2</sup>. The same procedure as described above has been used for the estimation of  $\rho_{00}$  in each of  $P_T$  intervals. The systematic error  $\Delta$  listed above has been shared among intervals ( $i$ ) of  $P_T$  according to the formula  $\Delta_i = \sigma_i \Delta [\sum (1/\sigma_i^2)]^{1/2}$ , where  $\sigma_i$  is the statistical error [10]. The obtained  $\rho_{00}$

<sup>2</sup> Each interval on  $P_T$  contains roughly the same number of  $K^*$  decays.

dependences on  $P_T$  are shown in Fig.3. One can see a clear  $P_T$  dependence of

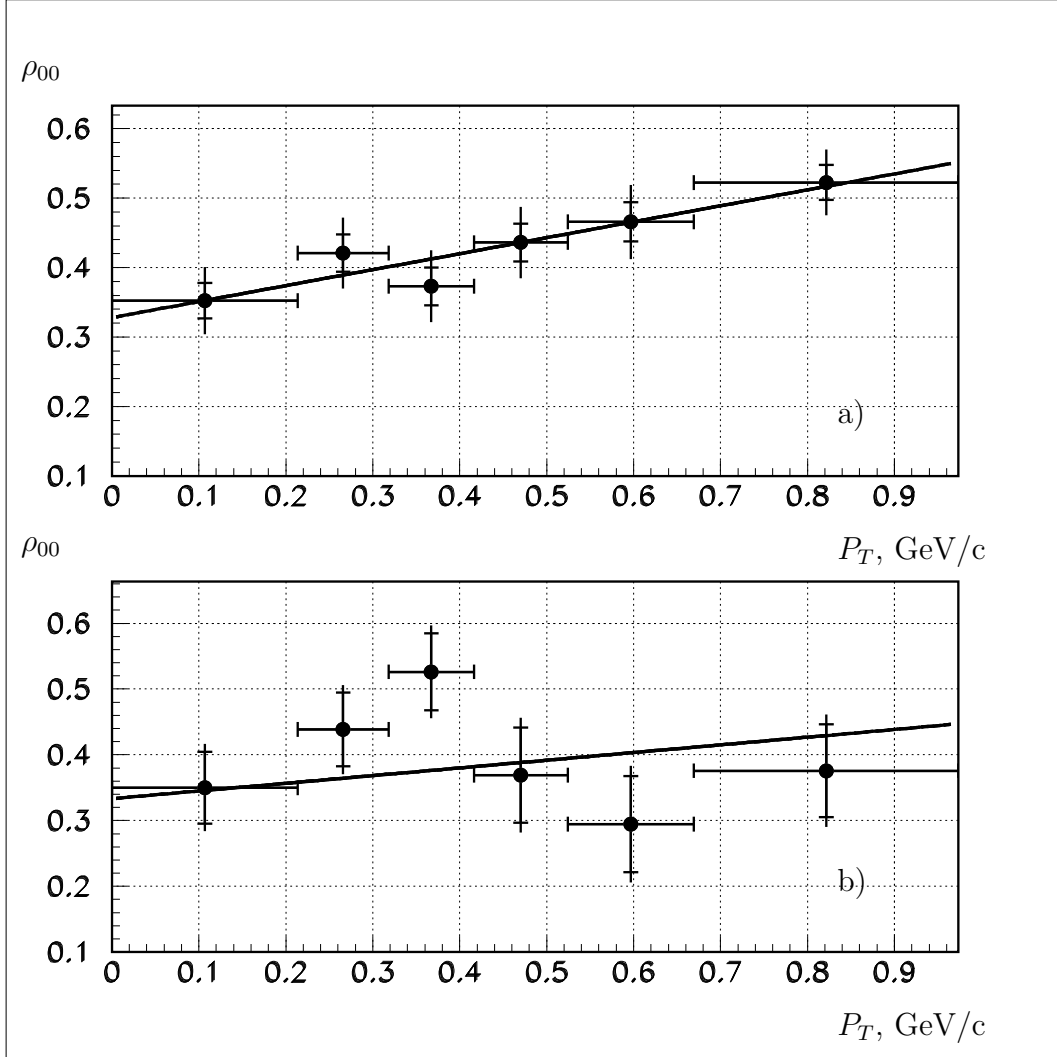


Fig. 3.  $P_T$ -dependence of the spin density matrix element  $\rho_{00}$  for  $K^*(892)^+$  (a) and  $K^*(892)^-$  (b) in the transversity frame; the statistical errors are enlarged quadratically by the systematic ones.

the matrix element  $\rho_{00}$  for the  $K^*(892)^+$  mesons while for  $K^*(892)^-$  mesons this dependence is weaker. The  $P_T$  dependence of  $\rho_{00}$  is approximated by a linear function  $\rho_{00}(P_T) = a + bP_T$ . The obtained parameters for  $K^*(892)^+$  are  $a = 0.328 \pm 0.023(stat) \pm 0.037(sys)$  and  $b = 0.23 \pm 0.045(stat) \pm 0.073(sys)$ . The value of  $a = \rho_{00}(0)$  is compatible with  $1/3$ , as expected by kinematic reasons. This indicates the absence of significant additional uncertainties in the  $K^*(892)^+$  analysis. If the constraint  $a = \rho_{00}(0) = 1/3$  is fixed, the slope parameter becomes  $b = 0.22 \pm 0.022(stat) \pm 0.035(sys)$ .

Using the same constraint  $a = \rho_{00}(0) = 1/3$  in the  $K^*(892)^-$  case, the slope  $b = 0.12 \pm 0.057(stat) \pm 0.039(sys)$  is obtained (Fig.3 (b)).

## Conclusions

Spin density matrix element  $\rho_{00}$  for leading vector mesons  $K^*(892)^+$  has been measured to be  $\rho_{00} = 0.424 \pm 0.011(stat) \pm 0.018(sys)$ . This value deviates from the value of  $\frac{1}{3}$  indicating the spin alignment of  $K^*(892)^+$  produced inclusively in neutron-carbon interactions at  $57 \pm 9$  GeV. It has been obtained also that leading vector meson  $K^*(892)^+$  has spin alignment, increasing with  $P_T$ . Some indications on spin alignment of non-leading  $K^*(892)^-$  have been obtained, but with low statistical significance:  $\rho_{00} = 0.393 \pm 0.025(stat) \pm 0.018(sys)$ . Thus the qualitative theoretical expectations [1] of leading particle effect in spin alignment are confirmed. The present precise measurement is in agreement with the result obtained in  $K^+$  beam [5].

The authors are greatly indebted to A.A. Logunov, N.E. Tyurin, and A.N. Sisakyan for their permanent support of present studies; to I.A. Savin for his interest and valuable discussion.

This work is supported by the Russian Foundation for Basic Research, project 98-07-90294.

## References

- [1] T. DeGrand, H.I. Miettinen, *Phys. Rev.* **D24** (1981) 2419 ;  
T. DeGrand, J. Markkanen, H.I. Miettinen, *Phys. Rev.* **D32** (1985) 2445.
- [2] V. Blobel et al., *Phys. Lett.* **B48** (1974) 73.
- [3] P. Chliapnikov et al., *Nucl. Phys* **B37** (1972) 336.
- [4] I.V. Ajinenko et al., *Z. Phys.* **C5** (1980) 177.
- [5] M. Bart et al., *Nucl. Phys.* **B223** (1983) 296.
- [6] K. Paler et al., *Nucl. Phys.* **B96** (1975) 1.
- [7] Yu. Arestov et al., *Z. Phys.* **C6** (1980) 101.
- [8] A.N. Aleev et al. *JINR preprint P13-94-312* (Dubna, 1994).
- [9] A.N. Aleev et al. *Instrum. Exp. Tech.* **4** (1999) 1.
- [10] Particle Data Group, C.Caso et al. *Eur. Phys. J.* **C3** (1998).
- [11] Hong Pi, *Comp. Phys. Comm.* **71** (1992) 173.
- [12] G.A. Aralbaeva et al., *JINR preprint P1-93-85* (Dubna, 1993).