

Study of three-body charmless B decays at Belle

The Belle Collaboration

Abstract

Using a data sample of 21.3 fb^{-1} collected by the Belle detector, three body charmless decays $B^+ \rightarrow K^+ h^+ h^-$ have been studied. With no assumptions on the intermediate mechanisms, the following branching fractions have been measured for the first time $\mathcal{B}(B^+ \rightarrow K^+ \pi^- \pi^+) = (58.5 \pm 7.1 \pm 8.8) \times 10^{-6}$ and $\mathcal{B}(B^+ \rightarrow K^+ K^- K^+) = (37.0 \pm 3.9 \pm 4.4) \times 10^{-6}$. We also present the first observations of the decay mode $B^+ \rightarrow K^{*0}(892)\pi^+$ with a branching fraction of $\mathcal{B}(B^+ \rightarrow K^{*0}(892)\pi^+) = (16.7^{+3.7+2.1+3.0}_{-3.4-2.1-5.9}) \times 10^{-6}$ and the decay mode $B^+ \rightarrow f_0(980)K^+$ with a product branching fraction of $\mathcal{B}(B^+ \rightarrow f_0(980)K^+) \times \mathcal{B}(f_0(980) \rightarrow \pi^+ \pi^-) = (11.7^{+2.5+1.5+4.1}_{-2.7-1.5-1.0}) \times 10^{-6}$.

K. Abe⁹, K. Abe³⁷, R. Abe²⁷, I. Adachi⁹, Byoung Sup Ahn¹⁶, H. Aihara³⁹, M. Akatsu²⁰,
 K. Asai²¹, M. Asai¹⁰, Y. Asano⁴⁴, T. Aso⁴³, V. Aulchenko², T. Aushev¹⁴, A. M. Bakich³⁵,
 E. Banas²⁵, S. Behari⁹, P. K. Behera⁴⁵, D. Beilina², A. Bondar², A. Bozek²⁵,
 T. E. Browder⁸, B. C. K. Casey⁸, P. Chang²⁴, Y. Chao²⁴, K.-F. Chen²⁴, B. G. Cheon³⁴,
 R. Chistov¹⁴, S.-K. Choi⁷, Y. Choi³⁴, L. Y. Dong¹², J. Dragic¹⁹, A. Drutskoy¹⁴,
 S. Eidelman², V. Eiges¹⁴, Y. Enari²⁰, C. W. Everton¹⁹, F. Fang⁸, H. Fujii⁹, C. Fukunaga⁴¹,
 M. Fukushima¹¹, N. Gabyshev⁹, A. Garmash^{2,9}, T. J. Gershon⁹, A. Gordon¹⁹, K. Gotow⁴⁶,
 H. Guler⁸, R. Guo²², J. Haba⁹, H. Hamasaki⁹, K. Hanagaki³¹, F. Handa³⁸, K. Hara²⁹,
 T. Hara²⁹, N. C. Hastings¹⁹, H. Hayashii²¹, M. Hazumi²⁹, E. M. Heenan¹⁹, Y. Higashino²⁰,
 I. Higuchi³⁸, T. Higuchi³⁹, T. Hirai⁴⁰, H. Hirano⁴², T. Hojo²⁹, T. Hokuue²⁰, Y. Hoshi³⁷,
 K. Hoshina⁴², S. R. Hou²⁴, W.-S. Hou²⁴, S.-C. Hsu²⁴, H.-C. Huang²⁴, Y. Igarashi⁹,
 T. Iijima⁹, H. Ikeda⁹, K. Ikeda²¹, K. Inami²⁰, A. Ishikawa²⁰, H. Ishino⁴⁰, R. Itoh⁹,
 G. Iwai²⁷, H. Iwasaki⁹, Y. Iwasaki⁹, D. J. Jackson²⁹, P. Jalocha²⁵, H. K. Jang³³, M. Jones⁸,
 R. Kagan¹⁴, H. Kakuno⁴⁰, J. Kaneko⁴⁰, J. H. Kang⁴⁸, J. S. Kang¹⁶, P. Kapusta²⁵,
 N. Katayama⁹, H. Kawai³, H. Kawai³⁹, Y. Kawakami²⁰, N. Kawamura¹, T. Kawasaki²⁷,
 H. Kichimi⁹, D. W. Kim³⁴, Heejong Kim⁴⁸, H. J. Kim⁴⁸, Hyunwoo Kim¹⁶, S. K. Kim³³,
 T. H. Kim⁴⁸, K. Kinoshita⁵, S. Kobayashi³², S. Koishi⁴⁰, H. Konishi⁴², K. Korotushenko³¹,
 P. Krokovny², R. Kulasiri⁵, S. Kumar³⁰, T. Kuniya³², E. Kurihara³, A. Kuzmin²,
 Y.-J. Kwon⁴⁸, J. S. Lange⁶, G. Leder¹³, S. H. Lee³³, C. Leonidopoulos³¹, Y.-S. Lin²⁴,
 D. Liventsev¹⁴, R.-S. Lu²⁴, J. MacNaughton¹³, D. Marlow³¹, T. Matsubara³⁹, S. Matsui²⁰,
 S. Matsumoto⁴, T. Matsumoto²⁰, Y. Mikami³⁸, K. Misono²⁰, K. Miyabayashi²¹,
 H. Miyake²⁹, H. Miyata²⁷, L. C. Moffitt¹⁹, G. R. Moloney¹⁹, G. F. Moorhead¹⁹, S. Mori⁴⁴,
 T. Mori⁴, A. Murakami³², T. Nagamine³⁸, Y. Nagasaka¹⁰, Y. Nagashima²⁹, T. Nakadaira³⁹,
 T. Nakamura⁴⁰, E. Nakano²⁸, M. Nakao⁹, H. Nakazawa⁴, J. W. Nam³⁴, Z. Natkaniec²⁵,
 K. Neichi³⁷, S. Nishida¹⁷, O. Nitoh⁴², S. Noguchi²¹, T. Nozaki⁹, S. Ogawa³⁶, T. Ohshima²⁰,
 Y. Ohshima⁴⁰, T. Okabe²⁰, T. Okazaki²¹, S. Okuno¹⁵, S. L. Olsen⁸, H. Ozaki⁹,
 P. Pakhlov¹⁴, H. Palka²⁵, C. S. Park³³, C. W. Park¹⁶, H. Park¹⁸, L. S. Peak³⁵, M. Peters⁸,
 L. E. Piilonen⁴⁶, E. Prebys³¹, J. L. Rodriguez⁸, N. Root², M. Rozanska²⁵, K. Rybicki²⁵,
 J. Ryuko²⁹, H. Sagawa⁹, Y. Sakai⁹, H. Sakamoto¹⁷, M. Satapathy⁴⁵, A. Satpathy^{9,5},
 S. Schrenk⁵, S. Semenov¹⁴, K. Senyo²⁰, Y. Settai⁴, M. E. Sevier¹⁹, H. Shibuya³⁶,
 B. Shwartz², A. Sidorov², S. Stanič⁴⁴, A. Sugi²⁰, A. Sugiyama²⁰, K. Sumisawa⁹,
 T. Sumiyoshi⁹, J.-I. Suzuki⁹, K. Suzuki³, S. Suzuki⁴⁷, S. Y. Suzuki⁹, S. K. Swain⁸,
 H. Tajima³⁹, T. Takahashi²⁸, F. Takasaki⁹, M. Takita²⁹, K. Tamai⁹, N. Tamura²⁷,
 J. Tanaka³⁹, M. Tanaka⁹, G. N. Taylor¹⁹, Y. Teramoto²⁸, M. Tomoto⁹, T. Tomura³⁹,
 S. N. Tovey¹⁹, K. Trabelsi⁸, T. Tsuboyama⁹, T. Tsukamoto⁹, S. Uehara⁹, K. Ueno²⁴,
 Y. Unno³, S. Uno⁹, Y. Ushiroda⁹, S. E. Vahsen³¹, K. E. Varvell³⁵, C. C. Wang²⁴,
 C. H. Wang²³, J. G. Wang⁴⁶, M.-Z. Wang²⁴, Y. Watanabe⁴⁰, E. Won³³, B. D. Yabsley⁹,
 Y. Yamada⁹, M. Yamaga³⁸, A. Yamaguchi³⁸, H. Yamamoto⁸, T. Yamanaka²⁹,
 Y. Yamashita²⁶, M. Yamauchi⁹, S. Yanaka⁴⁰, J. Yashima⁹, M. Yokoyama³⁹, K. Yoshida²⁰,
 Y. Yusa³⁸, H. Yuta¹, C. C. Zhang¹², J. Zhang⁴⁴, H. W. Zhao⁹, Y. Zheng⁸, V. Zhilich², and
 D. Žontar⁴⁴

¹Aomori University, Aomori

²Budker Institute of Nuclear Physics, Novosibirsk

³Chiba University, Chiba

⁴Chuo University, Tokyo

- ⁵University of Cincinnati, Cincinnati OH
- ⁶University of Frankfurt, Frankfurt
- ⁷Gyeongsang National University, Chinju
- ⁸University of Hawaii, Honolulu HI
- ⁹High Energy Accelerator Research Organization (KEK), Tsukuba
- ¹⁰Hiroshima Institute of Technology, Hiroshima
- ¹¹Institute for Cosmic Ray Research, University of Tokyo, Tokyo
- ¹²Institute of High Energy Physics, Chinese Academy of Sciences, Beijing
- ¹³Institute of High Energy Physics, Vienna
- ¹⁴Institute for Theoretical and Experimental Physics, Moscow
- ¹⁵Kanagawa University, Yokohama
- ¹⁶Korea University, Seoul
- ¹⁷Kyoto University, Kyoto
- ¹⁸Kyungpook National University, Taegu
- ¹⁹University of Melbourne, Victoria
- ²⁰Nagoya University, Nagoya
- ²¹Nara Women's University, Nara
- ²²National Kaohsiung Normal University, Kaohsiung
- ²³National Lien-Ho Institute of Technology, Miao Li
- ²⁴National Taiwan University, Taipei
- ²⁵H. Niewodniczanski Institute of Nuclear Physics, Krakow
- ²⁶Nihon Dental College, Niigata
- ²⁷Niigata University, Niigata
- ²⁸Osaka City University, Osaka
- ²⁹Osaka University, Osaka
- ³⁰Panjab University, Chandigarh
- ³¹Princeton University, Princeton NJ
- ³²Saga University, Saga
- ³³Seoul National University, Seoul
- ³⁴Sungkyunkwan University, Suwon
- ³⁵University of Sydney, Sydney NSW
- ³⁶Toho University, Funabashi
- ³⁷Tohoku Gakuin University, Tagajo
- ³⁸Tohoku University, Sendai
- ³⁹University of Tokyo, Tokyo
- ⁴⁰Tokyo Institute of Technology, Tokyo
- ⁴¹Tokyo Metropolitan University, Tokyo
- ⁴²Tokyo University of Agriculture and Technology, Tokyo
- ⁴³Toyama National College of Maritime Technology, Toyama
- ⁴⁴University of Tsukuba, Tsukuba
- ⁴⁵Utkal University, Bhubaneswer
- ⁴⁶Virginia Polytechnic Institute and State University, Blacksburg VA
- ⁴⁷Yokkaichi University, Yokkaichi
- ⁴⁸Yonsei University, Seoul

I. INTRODUCTION

During the last few years, a considerable amount of new information on charmless hadronic decays of B-mesons has been reported, primarily by the CLEO Collaboration. The discoveries of the $B \rightarrow K\pi$ and $B \rightarrow \pi\pi$ decay modes [1] have provided a real basis for searches for direct-CP violating effects in the B-meson system.

However, because of large combinatoric backgrounds, studies of charmless B decays have concentrated mainly on two-body decay processes. In this paper, we report the results of a study of decays $B^+ \rightarrow K^+ h^+ h^-$ (h stands for a charged pion or kaon) where no assumptions are made about intermediate hadronic resonances. The inclusion of charge conjugate states is implicit throughout this report unless explicitly stated otherwise.

The data sample used for this analysis consists of 21.3 fb^{-1} taken at the $\Upsilon(4S)$ (on-resonance) and 2.3 fb^{-1} taken 60 MeV below for continuum studies (off-resonance). The data were collected with the Belle detector [2] operating at the KEKB asymmetric energy e^+e^- collider [3].

II. THE BELLE DETECTOR

Belle is large-solid-angle spectrometer based on a 1.5 Tesla superconducting solenoid magnet. Charged particle tracking is provided by a silicon vertex detector (SVD) and a cylindrical drift chamber (CDC) that surround the interaction region. The SVD consists of three approximately cylindrical layers of double-sided silicon strip detectors; one side of each detector measures the z coordinate and the other the r - ϕ coordinate. The CDC has 50 cylindrical layers of anode wires; the inner three layers have instrumented cathodes for z coordinate measurements [4]. Twenty of the wire layers are inclined at small angles to provide small-angle stereo measurements of z coordinates along the particle trajectories. The charged particle acceptance covers the laboratory polar angle between $\theta = 17^\circ$ and 150° corresponding to about 92% of the full solid angle in the CMS.

Tracks are fit using an incremental Kalman filtering technique, where individual measurements found by the CDC pattern recognition algorithm are added successively to update the track's parameters and covariance matrix at each measurement surface. This approach to track fitting minimizes the effects of multiple Coulomb scattering on the determination of the track parameters. Hits from the SVD are associated and included during the last steps of this recursion. The momentum resolution is determined from cosmic rays and $e^+e^- \rightarrow \mu^+\mu^-$ events to be $\sigma_{p_t}/p_t = (0.30 \oplus 0.19p_t)\%$, where p_t is the transverse momentum in GeV/ c .

Charged hadron identification is provided by dE/dx measurements in the CDC, a mosaic of 1188 aerogel Čerenkov counters (ACC), and a barrel-like array of 128 time-of-flight scintillation counters (TOF). The dE/dx measurements have a resolution for hadron tracks of 6.9% and are useful for π/K separation for $p_{lab} < 0.8 \text{ GeV}/c$ and $p_{lab} > 2.5 \text{ GeV}/c$ where p_{lab} is the laboratory momentum. The TOF system has a time resolution for hadrons that

is $\sigma \simeq 100$ ps and provides π/K separation for $p_{lab} < 1.5$ GeV/ c [5]. The indices of refraction of the ACC elements vary with polar angle to match the kinematics of the asymmetric energy environment of Belle and cover the range $1.5 < p_{lab} < 3.5$ GeV/ c [6].

Hadron identification is accomplished by combining the information from these three subsystems into a single number using the likelihood method:

$$\mathcal{L}(h) = \mathcal{L}^{ACC}(h) \times \mathcal{L}^{TOF}(h) \times \mathcal{L}^{CDC}(h),$$

where h stands for the hadron type (π , K , p). High momentum tagged kaons and pions from kinematically selected $D^{*+} \rightarrow D^0\pi^+$; $D^0 \rightarrow K^-\pi^+$ decays are used to determine a charged particle identification efficiency of about 90% and a misidentification probability of about 8%.

Electromagnetic showering particles are detected in an array of 8736 CsI(Tl) crystals located in the magnetic volume and covering the same solid angle as the charged particle tracking system [7]. The energy resolution for electromagnetic showers is $\sigma_E/E = (1.3 \oplus 0.07/E \oplus 0.8/E^{1/4})\%$, (E in GeV). Neutral pions are detected via their $\pi^0 \rightarrow \gamma\gamma$ decay. The π^0 mass resolution varies slowly with energy, averaging $\sigma_{m_{\pi^0}} = 4.9$ MeV.

Electron identification in Belle is based on a combination of dE/dx measurements in the CDC, the response of the ACC, and the position, shape and total energy (i.e. E/p) of the shower registered in the CsI calorimeter. The electron identification efficiency, determined by embedding Monte Carlo tracks in multihadron data, is greater than 92% for tracks with $p_{lab} > 1.0$ GeV/ c and the hadron misidentification probability, determined from $K_S \rightarrow \pi^+\pi^-$ decays, is below 0.3%.

The 1.5 T magnetic field is returned via an iron yoke that is instrumented to detect muons and K_L mesons. This detection system, called the KLM, consists of alternating layers of charged particle detectors and 4.7 cm thick steel plates. The total steel thickness of 65.8 cm plus the material of the inner detector corresponds to 4.7 nuclear interaction lengths at normal incidence. The system covers polar angles between $\theta = 20^\circ$ and 155° and the overall muon identification efficiency, determined by a track embedding study similar to that used in the electron case, is greater than 87% for tracks reconstructed in the CDC with $p_{lab} > 1.0$ GeV/ c . The corresponding pion misidentification probability determined from $K_S \rightarrow \pi^+\pi^-$ decays is less than 2%.

III. EVENT SELECTION

Charged tracks are required to satisfy a set of track quality cuts based on the average hit residual and the impact parameters in both the r - ϕ and r - z planes. We require that the transverse track momenta be greater than 100 MeV/ c to reduce low momentum combinatoric background. All the cuts used for the selection of charged tracks are listed in Table I.

Charged particles are identified as K 's or π 's by cutting on the likelihood ratio (PID):

$$PID(K) = \frac{\mathcal{L}(K)}{\mathcal{L}(K) + \mathcal{L}(\pi)}; PID(\pi) = \frac{\mathcal{L}(\pi)}{\mathcal{L}(\pi) + \mathcal{L}(K)} = 1 - PID(K)$$

At large momenta (>2.5 GeV/ c) only the ACC and dE/dx are used since here the TOF provides no significant separation of kaons and pions. For all three-body final states except

TABLE I. Parameters used for selection of charged tracks.

Parameter	Cut value
Transverse momentum, p_t	$p_t > 0.1 \text{ GeV}/c$
Impact parameter, ΔR	$ \Delta R < 0.25 \text{ cm}$
Impact parameter, ΔZ	$ \Delta Z < 2.50 \text{ cm}$
Number of CDC axial hits, N_{ah}	$N_{ah} > 10$
Number of CDC stereo hits, N_{sh}	$N_{sh} > 5$

the KKK final state the likelihood ratio for kaon candidates is required to be greater than 0.8. Otherwise the charged track is identified as a pion. For the KKK final states, we require $PID(K) > 0.5$ to maintain high efficiency.

All charged tracks are also required to satisfy an electron veto requirement, which demands that the electron likelihood is less than 0.95. In addition, all charged kaon candidates are required to satisfy a proton veto:

$$PID(p) = \frac{\mathcal{L}(p)}{\mathcal{L}(p) + \mathcal{L}(K)} < 0.95$$

The candidate events are identified by using the beam-constrained mass $M_{BC} = \sqrt{s/4 - P_B^{*2}}$ and the energy difference $\Delta E = E_B^* - \sqrt{s}/2$, where E_B^* and P_B^* are the measured energy and 3-momentum of the B candidate in the $\Upsilon(4S)$ rest frame and \sqrt{s} is the total energy in $\Upsilon(4S)$ rest frame.

The M_{BC} signal distribution is well modeled by a single Gaussian function. The central value and width of the Gaussian function are determined from the $B^+ \rightarrow \bar{D}^0\pi^+$, $\bar{D}^0 \rightarrow K^+\pi^-$ signal to be $5.2805 \text{ GeV}/c^2$ and $2.75 \text{ MeV}/c^2$ respectively. The M_{BC} resolution is primarily due to the energy spread of the e^+ and e^- beams and is found to be independent of the particular three charged track final state. We use the ARGUS function [8] to describe the background in the M_{BC} distribution: $f(M_B) = \sqrt{1-x^2} \exp[-\xi(1-x^2)]$, where $x = M_B/E_{beam}^*$ and ξ is a free fit parameter.

The ΔE signal shape is parameterized by the sum of two Gaussians with the same mean. The shape of the background in the ΔE distribution from non-resonant $e^+e^- \rightarrow q\bar{q}$ ($q = u, d, s, c$) continuum events is parameterized by a first order polynomial. The ΔE shape due to background from other B and \bar{B} decay processes has a substantial dependence on the final state being studied. Unless explicitly stated otherwise, the contributions from these backgrounds are also parameterized by a first order polynomial.

In the following, we refer to the “ B signal region;” this is defined as:

$$5.272 < M_{BC} < 5.289 \text{ GeV}/c^2; |\Delta E| < 40 \text{ MeV}.$$

IV. BACKGROUND SUPPRESSION

An important issue for this analysis is the suppression of the large combinatoric background that is dominated by $q\bar{q}$ continuum events. To suppress this background, we use a set of variables that characterize the event topology.

Since the two B mesons produced from the $\Upsilon(4S)$ decay are nearly at rest in the CMS frame, the angles of the decay products of two B 's are uncorrelated and the events tend to be spherical. In contrast, hadrons from continuum $q\bar{q}$ events tend to exhibit a two-jet structure. Figure 1a shows distributions of $|\cos(\theta_{Thr})|$, where θ_{Thr} is the angle between the thrust axis of the B candidate and that of the rest of the event. The distribution is strongly peaked near $|\cos(\theta_{Thr})| \simeq 1.0$ for $q\bar{q}$ events while it is nearly flat for $B\bar{B}$ events. We require $|\cos(\theta_{Thr})| < 0.80$ for all modes under consideration; this eliminates 83% of the continuum background and retains 79% of the signal events.

After the imposition of the $\cos(\theta_{Thr})$, $q\bar{q}$ and $B\bar{B}$ requirements, the remaining events still have some differences in topology that are exploited for further continuum suppression. We construct a ‘‘Virtual Calorimeter’’ [9] by dividing the space around the candidate thrust axis into nine polar angle intervals of 10° each; the i -th interval covers angles from $(i - 1) \times 10^\circ$ to $i \times 10^\circ$. We define the momentum flows, $x_i (i = 1, 9)$, into the i -th interval as a scalar sum of the momenta of all charged tracks and neutral showers directed in that interval. The momentum flow in corresponding forward and backward intervals are combined.

Angular momentum conservation provides some additional discrimination between $B\bar{B}$ and continuum $q\bar{q}$ events. In $q\bar{q}$ production, the direction of the candidate thrust axis, θ_T , with respect to the beam axis in the cms frame tends to maintain the $1 + \cos^2(\theta_T)$ distribution of the primary quarks. The direction of the B candidate thrust axis for $B\bar{B}$ events is uniform. The B candidate direction, θ_B , with respect to the beam axis exhibits a $\sin^2(\theta_B)$ distribution for $B\bar{B}$ events and is uniform for $q\bar{q}$ events.

A Fisher discriminant [10] is formed from 11 variables: the nine variables of the ‘‘Virtual Calorimeter’’, $|\cos(\theta_T)|$, and $|\cos(\theta_B)|$. The discriminant \mathcal{F} is the linear combination

$$\mathcal{F} = \sum_{i=1}^{11} \alpha_i x_i$$

of the input variables, x_i , that maximizes the separation between signal and background. The coefficients α_i are determined from the Monte Carlo simulation using a large set of continuum events and signal events modeled as $B^+ \rightarrow K^+\pi^+\pi^-$. We use the same set of coefficients α_i for all modes under study. Figure 1b shows the \mathcal{F} distributions for the Monte Carlo signal in the mode $B^+ \rightarrow K^+\pi^+\pi^-$, and the data signal in the mode $B^+ \rightarrow \bar{D}^0\pi^+$ followed by $\bar{D}^0 \rightarrow K^+\pi^-$. The \mathcal{F} distributions for Monte Carlo background and below-threshold background data for modes comprising three charged tracks are also presented in Fig. 1b. The \mathcal{F} distributions for both the signal and background are fitted to Gaussian functions. The separation between the mean values of the signal and background distributions is approximately 1.3 times the signal width.

For the $K\pi\pi$ and $KK\pi$ final states we make the requirement on the Fisher discriminant variable $\mathcal{F} > 0.8$; this rejects 90% of continuum background with about 54% efficiency for the signal. In case of the KKK final states, the continuum background is much smaller and we make the looser requirement $\mathcal{F} > 0$. This rejects 53% of continuum background with about 89% efficiency for the signal.

To determine the dominant sources of background from other B -meson decay modes we use a large set of Monte Carlo generated $B\bar{B}$ events where both B mesons decay generically. Most of the $B\bar{B}$ related background is found to originate from $B^+ \rightarrow \bar{D}^0\pi^+$ and $B^+ \rightarrow J/\psi(\psi(2S))K^+$ decays. To suppress this type of background we apply the requirements on

invariant masses of two-particle combinations that are described below. The background from the B semileptonic decays is additionally suppressed by the electron veto requirement. The most significant background to $K^+\pi^+\pi^-$ final state from the B rare decays is found to originate from the $B^+ \rightarrow \eta'K^+$ followed by $\eta' \rightarrow \rho^0\gamma$. We expect about 3% of the events of this type to satisfy all the selection criteria. We find no significant background to the $K^+K^+K^-$ final state from other rare decays of B mesons.

V. RESULTS OF THE ANALYSIS

A. $B^+ \rightarrow K^+\pi^+\pi^-$

For the $K^+\pi^+\pi^-$ final state, we select B candidates formed from three charged tracks where one track is positively identified as a kaon and the other two tracks are consistent with the pion hypothesis. The resulting two dimensional ΔE versus M_{BC} plot for all selected $K^+\pi^+\pi^-$ combinations is presented in Fig. 2a where the B signal region is inside the box. Figure 2b shows the Dalitz plot for candidates in the B signal region. Large contributions from $B^+ \rightarrow \bar{D}^0\pi^+$ where $\bar{D}^0 \rightarrow K^+\pi^-$ and $B^+ \rightarrow J/\psi(\psi(2S))K^+$ where $J/\psi(\psi(2S)) \rightarrow \mu^+\mu^-$ are apparent in the Dalitz plot. Modes with $J/\psi(\psi(2S))$ contribute to this final state due to the muon-pion misidentification. The contribution from the $J/\psi(\psi(2S)) \rightarrow e^+e^-$ submode is found to be negligible (less than 0.5%) after the electron veto requirement. For further analysis we exclude \bar{D}^0 and $J/\psi(\psi(2S))$ signals by imposing requirements on the invariant masses of two intermediate particles:

$$|M(K^+\pi^-) - 1.865| > 0.100 \text{ GeV}/c^2;$$

$$|M(h^+h^-) - 3.097| > 0.070 \text{ GeV}/c^2; \quad |M(h^+h^-) - 3.686| > 0.050 \text{ GeV}/c^2,$$

where h^+ and h^- are pion candidates. For the $J/\psi(\psi(2S))$ rejection, we use the muon mass hypothesis for charged tracks to calculate $M(h^+h^-)$.

The ΔE and M_{BC} distributions for the events remaining after the exclusion of these large signals are presented in Fig. 3a and Fig. 3b, respectively. Here a significant enhancement in the B signal region is still observed; the results of a fit to this ΔE distribution are presented in Table IV. The expected ΔE and M_{BC} distributions, which are the sum of luminosity-scaled off-resonance data and $B\bar{B}$ Monte Carlo, are shown as open histograms in Figs. 3a and 3b, respectively; the contributions from only the $B\bar{B}$ Monte Carlo sample are shown as hatched histograms. In the ΔE spectrum, the shape of the $B\bar{B}$ background component is approximated as an exponential function with a parameter determined from the $B\bar{B}$ Monte Carlo. As can be seen from the hatched histograms in Figs. 3a and 3b, there is no significant contribution to the signal from $B\bar{B}$ generic decays after the large known backgrounds have been removed.

To examine possible intermediate two-body states in the observed $B^+ \rightarrow K^+\pi^+\pi^-$ signal, we analyze the $K^+\pi^-$ and $\pi^+\pi^-$ invariant mass spectra shown in Figs. 4a and 4b, respectively. To suppress the feed-across between the $\pi^+\pi^-$ and $K^+\pi^-$ states we require the $K^+\pi^-$ ($\pi^+\pi^-$) invariant mass to be larger than 2.0(1.5) GeV/c^2 when making the $\pi^+\pi^-$ ($K^+\pi^-$) projection. The hatched histograms shown in Figs. 4a and 4b are the h^+h^- invariant mass spectra for background events in the ΔE sidebands:

$$5.272 < M_{BC} < 5.289 \text{ GeV}/c^2 \quad \text{and} \\ -0.080 < \Delta E < -0.050 \quad \text{or} \quad 0.050 < \Delta E < 0.150 \text{ GeV},$$

scaled by area.

The $K^+\pi^-$ invariant mass spectrum is characterized by a narrow peak around $0.9 \text{ GeV}/c^2$ which is identified as $K^{*0}(892)$ and a broad enhancement above $1.0 \text{ GeV}/c^2$ which is subsequently referred to as $K_X(1400)$.

In the $\pi^+\pi^-$ invariant mass spectrum two distinct structures in the low mass region are observed. One is slightly below $1.0 \text{ GeV}/c^2$ which is identified as $f_0(980)$ and the other between $1.0 \text{ GeV}/c^2$ and $1.5 \text{ GeV}/c^2$ and referred to as $f_X(1300)$. The peak around $3.4 \text{ GeV}/c^2$ is consistent with the process $B^+ \rightarrow \chi_{c0}K^+$, $\chi_{c0} \rightarrow \pi^+\pi^-$, and is the subject of a different analysis [11]. In this paper we exclude the χ_{c0} candidates from the analysis of two-body final states by applying the requirement on the $\pi^+\pi^-$ invariant mass: $|M(\pi^+\pi^-) - 3.415| > 0.050 \text{ GeV}/c^2$.

For further analysis we subdivide the Dalitz plot area into seven non-overlapping regions as defined in Table II. Regions from I to V are arranged to contain the major part of the signal from the $B^+ \rightarrow K^{*0}(892)\pi^+$, $B^+ \rightarrow K_X(1400)\pi^+$, $B^+ \rightarrow \rho^0(770)K^+$, $B^+ \rightarrow f_0(980)K^+$, and $B^+ \rightarrow f_X(1300)K^+$ final states, respectively. The area in the Dalitz plot where $K\pi$ and $\pi\pi$ resonances overlap is covered by the region VI, and region VII covers the rest of the Dalitz plot. The ΔE and M_{BC} distributions for each region are shown in Fig. 5 and the results of the fits are summarized in Table II. As can be seen from Fig. 5 and Table II, the contribution from region VII to the total number of signal events is negligibly small.

TABLE II. Results of the fit to the ΔE distribution for different regions in the $K^+\pi^+\pi^-$ Dalitz plot. Columns list the definition of each region, reconstruction efficiency from Monte Carlo simulation, signal yield and statistical significance.

Region	Mass range, GeV/c^2	Efficiency, %	Yield, event	Significance, σ
I	$0.82 < M(K\pi) < 1.00; M(\pi\pi) > 1.50$	20.7 ± 3.7	$28.1^{+6.56}_{-5.92}$	6.1
II	$1.00 < M(K\pi) < 1.75; M(\pi\pi) > 1.50$	19.2 ± 1.3	$37.8^{+9.71}_{-9.05}$	4.7
III	$0.62 < M(\pi\pi) < 0.90; M(K\pi) > 2.00$	16.7 ± 2.4	$6.04^{+5.36}_{-4.68}$	1.3
IV	$0.90 < M(\pi\pi) < 1.06; M(K\pi) > 2.00$	19.9 ± 3.2	$32.0^{+7.04}_{-6.36}$	6.9
V	$1.06 < M(\pi\pi) < 1.50; M(K\pi) > 2.00$	19.6 ± 1.7	$25.4^{+7.54}_{-6.84}$	4.3
VI	$M(K\pi) < 2.00; M(\pi\pi) < 1.50$	14.7 ± 3.3	$12.0^{+5.26}_{-4.67}$	2.9
VII	$M(K\pi) > 2.00; M(\pi\pi) > 1.50$	16.1 ± 0.5	$6.45^{+7.75}_{-7.05}$	0.9

B. $B^+ \rightarrow K^+K^+K^-$

For the selection of $B \rightarrow K^+K^+K^-$ events, we use events with three charged tracks that are positively identified as kaons. To suppress the background caused by π/K misidentification, we exclude candidates if the invariant mass of any pair of oppositely charged tracks from the B candidate is consistent with the $D^0 \rightarrow K\pi$ hypothesis within 12 MeV ($\sim 2\sigma$), independently of the PID information.

Figure 6a shows the two-dimensional ΔE versus M_{BC} plot for all selected $K^+K^+K^-$ combinations and Fig. 6b shows the Dalitz plot for candidate events in the B signal region. Since in this case there are two same-charge kaons, we distinguish the K^+K^- combinations with smaller, $M(K^+K^-)_{min}$, and larger, $M(K^+K^-)_{max}$, invariant masses. We avoid double entries by forming the Dalitz plot as $M^2(K^+K^-)_{max}$ versus $M^2(K^+K^-)_{min}$, as shown in Fig. 6b.

The signal from the Cabibbo-suppressed $B^+ \rightarrow D_{CP}^0 K^+$, $D_{CP}^0 \rightarrow K^+K^-$ decay mode is apparent as a vertical strip in the Fig. 6b Dalitz plot. The notation D_{CP}^0 means that the D meson decays to the CP eigenstate. The corresponding Cabibbo-allowed $B^+ \rightarrow D_{CP}^0 \pi^+$, $D_{CP}^0 \rightarrow K^+K^-$ decays can also contribute to this final state as a result of pion-kaon misidentification. The detailed analysis of the decays of type $B^+ \rightarrow D_{CP}^0 K^+$ is described in ref. [12].

We exclude candidates consistent with the $B^+ \rightarrow D_{CP}^0 h^+$, $D_{CP}^0 \rightarrow K^+K^-$ hypothesis from further analysis by imposing the requirement on the K^+K^- invariant mass:

$$|M(K^+K^-) - 1.865| > 0.025 \text{ GeV}/c^2.$$

The ΔE and M_{BC} distributions after the exclusion of D mesons are presented in Figs. 7a and 7b, respectively. A large peak in the B signal region is apparent in both distributions. The results of a fit to the ΔE distribution are presented in Table IV.

The open histograms in Figs. 8a and 8b show the $M(K^+K^-)_{min}$ and $M(K^+K^-)_{max}$ distributions for selected events, respectively; the hatched histograms show the corresponding spectra for the ΔE sidebands:

$$5.272 < M_{BC} < 5.289 \text{ GeV}/c^2 \quad \text{and} \\ -0.200 < \Delta E < -0.050 \quad \text{or} \quad 0.050 < \Delta E < 0.200 \text{ GeV},$$

scaled by area. The $M(K^+K^-)_{min}$ spectrum, Fig. 8a, is characterized by a narrow peak at $1.02 \text{ GeV}/c^2$ corresponding to the $\phi(1020)$ meson and a broad structure around $1.5 \text{ GeV}/c^2$, which is subsequently referred to as $f_X(1500)$. To exclude the possible contribution from the $B^+ \rightarrow \chi_{c0} K^+$, $\chi_{c0} \rightarrow K^+K^-$ final state we apply the requirement on the K^+K^- invariant mass: $|M(K^+K^-) - 3.415| > 0.050 \text{ GeV}/c^2$. The study of this final state is described in ref. [11].

For further analysis we subdivide the area of the Dalitz plot into the four non-overlapping regions defined in Table III. Regions I and II are arranged to contain the major part of the signal from the $B^+ \rightarrow \phi(1020)K^+$ and $B^+ \rightarrow f_X(1500)K^+$ final states respectively. Regions III and IV cover the rest part of the Dalitz plot. The ΔE and M_{BC} distributions for each region are shown in Fig. 9 and the results of the fit are summarized in Table III.

VI. BRANCHING FRACTIONS RESULTS

To determine branching fractions we normalize our results to the observed $B^+ \rightarrow \bar{D}^0 \pi$, $\bar{D}^0 \rightarrow K^+ \pi^-$ signal. Although this introduces a 9.7% systematic error due to the uncertainty in the $B^+ \rightarrow \bar{D}^0 \pi$ branching fraction, it removes systematic effects in the particle identification efficiency, charged track reconstruction efficiency and the systematic uncertainty due to the cuts on event shape variables.

TABLE III. Results of the fit to the ΔE distribution for different regions in the $K^+K^+K^-$ Dalitz plot. Columns list the definition of each region, reconstruction efficiency from Monte Carlo simulation, signal yield and statistical significance.

Region	Mass range, GeV/c^2	Efficiency, %	Yield, event	Significance, σ
I	$1.005 < M(KK)_{min} < 1.035$	24.6 ± 2.5	$24.6^{+5.87}_{-5.23}$	6.7
II	$1.035 < M(KK)_{min} < 2.00$	23.3 ± 0.8	$84.0^{+12.5}_{-11.8}$	8.9
III	$M(KK)_{min} > 2.00; M(KK)_{max} > 3.40$	23.9 ± 1.1	$15.9^{+6.26}_{-5.55}$	3.3
IV	$M(KK)_{min} > 2.00; M(KK)_{max} < 3.40$	24.7 ± 0.8	$26.1^{+6.11}_{-5.43}$	6.7

We calculate the branching fraction for B meson decay to a particular final state f via the relation:

$$\mathcal{B}(B^+ \rightarrow f) = \mathcal{B}(B^+ \rightarrow \bar{D}^0\pi^+) \times \mathcal{B}(\bar{D}^0 \rightarrow K^+\pi^-) \frac{N_f}{N_{D\pi}} \times \frac{\varepsilon_{D\pi}}{\varepsilon_f}, \quad (1)$$

where N_f and $N_{D\pi}$ are the numbers of reconstructed events for the particular final state f and for the reference process, respectively; ε_f and $\varepsilon_{D\pi}$ are the corresponding reconstruction efficiencies.

The number of signal events for the normalization processes $B^+ \rightarrow \bar{D}^0\pi$ and $\bar{D}^0 \rightarrow K^+\pi^-$ is found to be 1137 ± 38 for the $K^+K^+K^-$ selection requirements and 619 ± 29 for requirements used for the other Khh combinations with the reconstruction efficiencies of 31.3% and 16.8% respectively.

A. Three-body branching fractions

For branching fraction calculations we use the signal yield extracted from the fit to the corresponding ΔE distribution since the M_{BC} distribution suffers more from $B\bar{B}$ background. The reconstruction efficiency for three-body final states is determined from the Monte Carlo simulations of events that are generated to have a uniform distribution over the Dalitz plot.

The branching fraction results are summarized in Table IV. The first quoted error is statistical and the second is systematic. We do not observe a statistically significant signal in the $K^-\pi^+\pi^+$, $K^+K^+\pi^-$ or $K^+K^-\pi^+$ final states and place 90% confidence level upper limits on their respective branching fractions.

The following sources of systematic errors are found to be the dominant:

- uncertainty due to the nonuniformity of the reconstruction efficiency over the Dalitz plot. It is found to be 7.6% for $K^+\pi^-\pi^+$ and 3.7% for $K^+K^+K^-$;
- uncertainty in $B^+ \rightarrow \bar{D}^0\pi^+$ and $\bar{D}^0 \rightarrow K^+\pi^-$ branching fractions: 9.7%;
- uncertainty in the parameterization of the signal and background shape in ΔE . This is 8.5% for $K^+\pi^-\pi^+$ and 4.7% for $K^+K^+K^-$;
- kaon identification efficiency for modes with more than one kaon in the final state: 3% per kaon;

TABLE IV. Measurement results. Branching fractions and 90% C.L. upper limits for $B^+ \rightarrow K^+ h^+ h^-$ final states.

Mode	Efficiency, %	Yield, event	$\mathcal{B}, 10^{-6}$
$K^+ \pi^- \pi^+$	16.6	177 ± 20	$58.5 \pm 7.1 \pm 8.8$
$K^+ K^+ K^-$	24.5	162 ± 16	$37.0 \pm 3.9 \pm 4.4$
$K^- \pi^+ \pi^+$	16.2	$3.86^{+8.23}_{-7.75}$	< 7.7
$K^+ K^+ \pi^-$	13.3	$6.78^{+4.87}_{-4.17}$	< 6.0
$K^+ K^- \pi^+$	13.2	$32.9^{+9.49}_{-8.80}$	< 21

B. Exclusive two-body branching fractions in the $K^+ \pi^+ \pi^-$ final state.

In the determination of the branching fractions for exclusive two-body final states, we take into account the possibility of interference between wide resonances. This requires some assumptions about the states that are being observed and, as a consequence, introduces some model dependence into the extraction of the exclusive branching fractions. The present level of statistics does not permit unambiguous interpretation of the $K_X(1400)$ and $f_X(1300)$ states and, thus, it is not possible to use the data to fix all of the input model parameters. For this analysis we assume that the observed $K_X(1400)$ and $f_X(1300)$ states are 0^{++} scalars. While this does not contradict the observed signal, some contributions from vector (1^-) and tensor (2^+) resonances can not be excluded. The uncertainty related to this assumption is included in the model-dependent error described below. We ascribe to the $K_X(1400)$ state the parameters of $K_0^*(1430)$ ($M = 1412$ MeV/ c^2 , $\Gamma = 294$ MeV) and to $f_X(1300)$ state the parameters of $f_0(1370)$ ($M = 1370$ MeV/ c^2 , $\Gamma = 400$ MeV) [13].

For further analysis we make following assumptions:

- The observed signal in the $K^+ \pi^+ \pi^-$ final state can be described by some number of two-body final states. We restrict ourselves with the following set of exclusive two-body final states: $K^{*0}(892)\pi^+$, $K_X(1400)\pi^+$, $\rho^0(770)K^+$, $f_0(980)K^+$ and $f_X(1300)K^+$. We enumerate these final states as 1 through 5 in the order they are mentioned above.
- Given this set of two-body final states, we determine the exclusive branching fractions neglecting the effects of interference. The uncertainty due to possible interference between different intermediate states is included in the final result as a model-dependent error.

In order to extract the signal yield for each two-body final state, we perform a simultaneous likelihood fit to the ΔE distributions for the seven regions of the $K^+ \pi^+ \pi^-$ Dalitz plot (see Fig. 5 and Table II). We express the expected number n_j of signal events in the j -th region of the Dalitz plot as a linear combination:

$$n_j = \sum_{i=1}^5 \varepsilon_{ij} N_i,$$

where N_i is the total number of signal events in the i -th two-body final state and ε_{ij} is the probability for the i -th final state to contribute to the j -th region in the Dalitz plot. The

ε_{ij} matrix is determined from a Monte Carlo simulation and includes the reconstruction efficiency. This procedure takes correlations between different channels into account when determining the statistical errors.

The results of the fit are summarized in Table V. Combining all the relevant numbers and using Eq. 1, we calculate the product of branching fractions $\mathcal{B}(B^+ \rightarrow Rh^+) \times \mathcal{B}(R \rightarrow h^+h^-)$, where R denotes the two-body intermediate resonant state. The branching fraction result for the $B^+ \rightarrow K^{*0}(892)\pi^+$ final state is in agreement with the results of a separate study of B meson decays to the pseudo-scalar and vector final states [14].

We present three types of error for the branching fractions: the first error is statistical, the second is systematic, and the third reflects the model-dependent uncertainty. In general, the model-dependent error is due to uncertainties in the effects of interference between different resonant states. We estimate this error by means of a $B^+ \rightarrow K^+\pi^+\pi^-$ Monte Carlo simulation that includes interference effects between all final states mentioned above. We vary the relative phases of resonances and determine the signal yield using the procedure described above. The maximal deviations from the central values are used as an estimate of the model dependence of the obtained branching fractions.

TABLE V. Results of the simultaneous fit to the $K^+\pi^+\pi^-$ final state.

Two body mode	Efficiency, %	Yield, events	Significance, σ	$\mathcal{B}_{B^+ \rightarrow Rh^+} \times \mathcal{B}_{R \rightarrow h^+h^-}$, 10^{-6}
$K^{*0}(892)\pi^+$	19.1	$38.5^{+8.50}_{-7.90}$	6.2	$11.1^{+2.5+1.4+2.0}_{-2.3-1.4-3.9}$
$K_X(1400)\pi^+$	17.0	$39.1^{+10.8}_{-10.5}$	4.1	$12.7^{+3.5+1.8+2.9}_{-3.4-1.8-5.8}$
$\rho^0(770)K^+$	18.9	$1.75^{+8.60}_{-7.38}$	0.2	< 9.6
$f_0(980)K^+$	19.3	$40.9^{+8.80}_{-9.56}$	6.0	$11.7^{+2.5+1.5+4.1}_{-2.7-1.5-1.0}$
$f_X(1300)K^+$	17.3	$33.6^{+12.1}_{-11.1}$	3.2	$10.7^{+3.9+1.4+6.9}_{-3.5-1.4-2.8}$

We find that the model-dependent errors associated with the wide resonances introduce significant uncertainties into the branching fraction determination. In the case of the $\rho^0(770)K^+$ final state, this effect is enhanced by the smallness of the signal itself. The effects of interference of a small $\rho^0(770)$ signal with the large $f_0(980)$ signal or with a broad $f_X(1300)$ resonance could result in as much as a doubling of the observed $\rho^0(770)K^+$ final state or its total suppression. Since we do not observe a significant signal in this channel, we report a 90% confidence level upper limit.

C. Exclusive two-body branching fractions in $K^+K^+K^-$ final state.

In the case of the three charged kaons final state we clearly observe the presence of the $\phi(1020)$ meson plus a very broad $f_X(1500)$ structure that we currently cannot interpret unambiguously. It could be a complex superposition of several intermediate states and some contribution from non-resonant $B^+ \rightarrow K^+K^+K^-$ decay is also possible. For our study of systematic and model-dependent uncertainties, we construct a simplified model and parameterize the $f_X(1500)$ structure as a hypothetical scalar state with $M = 1500$ MeV/ c^2 and $\Gamma = 700$ MeV. We find qualitative agreement between the experimental Dalitz plot distribution of the signal events and that obtained from the Monte Carlo simulation with this simple model.

Then we extract the signal yield for the two-body final states: $B^+ \rightarrow \phi(1020)K^+$ and the so-called $B^+ \rightarrow f_X(1500)K^+$, which is, in fact, all of the remaining signal. We follow the same procedure as we used for the $K^+\pi^+\pi^-$ final state. The signal yields are determined from a simultaneous fit to the ΔE distributions for four separate regions of the $K^+K^+K^-$ Dalitz plot (see Fig. 9 and Table III). The results of the fit are summarized in Table VI. The branching fraction result for the $B^+ \rightarrow \phi(1020)K^+$ final state is in good agreement with the results of a dedicated analysis of the $B^+ \rightarrow \phi(1020)K^+$ and $B^+ \rightarrow \phi(1020)K^{*+}(892)$ final states [15], $\mathcal{B}(B^+ \rightarrow \phi(1020)K^+) = (10.6^{+2.1}_{-1.9} \pm 2.2) \times 10^{-6}$. This latter number should be considered as the current ‘‘official’’ Belle result for the $B^+ \rightarrow \phi(1020)K^+$ branching fraction.

TABLE VI. Results of the simultaneous fit for the $K^+K^+K^-$ final state.

Two body mode	Efficiency, %	Yield, events	Significance, σ	$\mathcal{B}_{B^+ \rightarrow RK^+} \times \mathcal{B}_{R \rightarrow K^+K^-}$, 10^{-6}
$\phi(1020)K^+$	25.1	$30.1^{+7.35}_{-6.52}$	6.4	$6.70^{+1.6+0.8+0.4}_{-1.5-0.8-0.4}$
$f_X(1500)K^+$	22.1	$122^{+15.1}_{-14.5}$	12.1	$30.8^{+3.8+3.9+1.5}_{-3.7-3.9-1.5}$

We determine the model-dependent error the same way as we did for the $K^+\pi^+\pi^-$ final state. In the case of the $K^+K^+K^-$ final state the model dependent error is found to be much smaller than in $K^+\pi^+\pi^-$ final state. This is mainly due to the narrow width of the $\phi(1020)$ meson.

VII. DISCUSSION & CONCLUSION

The high quality Belle’s π/K separation allows us to measure for the first time the branching ratios for the three-body modes $\mathcal{B}(B^+ \rightarrow K^+\pi^-\pi^+) = (58.5 \pm 7.1 \pm 8.8) \times 10^{-6}$ and $\mathcal{B}(B^+ \rightarrow K^+K^-K^+) = (37.0 \pm 3.9 \pm 4.4) \times 10^{-6}$ without assumptions about particular intermediate mechanisms. CLEO [16] and BaBar [17] have previously placed upper limits on non-resonant three-body decays; the reported numbers for $B^+ \rightarrow K^+\pi^+\pi^-$ (CLEO: $\mathcal{B}(B^+ \rightarrow K^+\pi^+\pi^-) < 28 \times 10^{-6}$, BaBar: $\mathcal{B}(B^+ \rightarrow K^+\pi^+\pi^-) < 66 \times 10^{-6}$) and $B^+ \rightarrow K^+K^+K^-$ (CLEO: $\mathcal{B}(B^+ \rightarrow K^+K^+K^-) < 38 \times 10^{-6}$) are lower than those presented in this paper. A comparison of the applied selection criteria shows that CLEO and BaBar restricted their analyses to the region of the invariant masses above 2 GeV/ c^2 for any pair of the particles. This requirement effectively removes most of the low mass resonances that provide the dominant contribution to our observed signal. They assume a uniform distribution of events over the Dalitz plot to obtain the limits quoted above.

The upper limits reported here for the $K^-\pi^+\pi^+$, $K^+K^-\pi^+$ and $K^+K^+\pi^-$ modes are considerably more restrictive than previous limits from CLEO [16] ($\mathcal{B}(B^+ \rightarrow K^-\pi^+\pi^+) < 56 \times 10^{-6}$, $\mathcal{B}(B^+ \rightarrow K^+K^-\pi^+) < 75 \times 10^{-6}$) and OPAL [18] ($\mathcal{B}(B^+ \rightarrow K^+K^+\pi^-) < 87.9 \times 10^{-6}$).

Significant signals are observed for the first time in the decay modes $B^+ \rightarrow K^{*0}(892)\pi^+$ and $B^+ \rightarrow f_0(980)K^+$ with branching fraction products of $\mathcal{B}(B^+ \rightarrow K^{*0}(892)\pi^+) \times \mathcal{B}(K^{*0}(892) \rightarrow K^+\pi^-) = (11.1^{+2.5+1.4+2.0}_{-2.3-1.4-3.9}) \times 10^{-6}$ and $\mathcal{B}(B^+ \rightarrow f_0(980)K^+) \times \mathcal{B}(f_0(980) \rightarrow \pi^+\pi^-) = (11.7^{+2.5+1.5+4.1}_{-2.7-1.5-1.0}) \times 10^{-6}$, respectively. The latter final state is of interest since this is the first observation of a B decay to a charmless scalar-pseudoscalar final state. The significant enhancement in the $K^+\pi^-$ invariant mass spectrum above the $K^*(892)$ mass (referred

to as $K_X(1400)$) agrees with the scalar $K_0^*(1430)$ hypothesis. This is also in agreement with theoretical predictions [19,20] for the $B^+ \rightarrow K_0^*(1430)\pi^+$ branching fraction made based on the factorization model. Nevertheless, we cannot exclude some contribution from the tensor $K_2^*(1430)$ state.

Large uncertainties arise in the interpretation of the peak with a $\pi^+\pi^-$ invariant mass around $1300 \text{ MeV}/c^2$ in the $K\pi\pi$ system. There are two known candidate states: the $f_2(1270)$ and $f_0(1370)$ [13]. Attributing the peak to the $f_0(1370)$, with its rather small coupling to $\pi^+\pi^-$ [21], would lead to an unusually large branching fraction for a charmless B decay mode. On the other hand, as recently shown in [22], factorization model predicts a very small branching ratio for $B^+ \rightarrow f_2(1270)K^+$. If our observation is, in fact, due to the $f_2(1270)$, this would provide evidence for a significant nonfactorizable contribution.

We cannot identify the broad structure observed in the $B^+ \rightarrow K^+K^+K^-$ final state above $\phi(1020)$ meson. It is hardly compatible with the presence of single scalar state either $f_0(1370)$ and $f_0(1500)$ [13]. We also cannot exclude the presence of a non-resonant contribution or the case of several resonances contributing to the excess in the K^+K^- invariant mass spectrum seen around $1.5 \text{ GeV}/c^2$.

We find that effects of interference between different two-body intermediate states can have a significant influence on the observed two-particle mass spectra and a full amplitude analysis of three-body B meson decays is required for a more complete understanding. This will be possible with increased statistics.

ACKNOWLEDGEMENT

We wish to thank the KEKB accelerator group for the excellent operation of the KEKB accelerator. We acknowledge support from the Ministry of Education, Culture, Sports, Science, and Technology of Japan and the Japan Society for the Promotion of Science; the Australian Research Council and the Australian Department of Industry, Science and Resources; the Department of Science and Technology of India; the BK21 program of the Ministry of Education of Korea and the CHEP SRC program of the Korea Science and Engineering Foundation; the Polish State Committee for Scientific Research under contract No.2P03B 17017; the Ministry of Science and Technology of Russian Federation; the National Science Council and the Ministry of Education of Taiwan; the Japan-Taiwan Cooperative Program of the Interchange Association; and the U.S. Department of Energy.

REFERENCES

- [1] G. Godang *et al.* (CLEO Collaboration), Phys. Rev. Lett. **80**, 3456 (1998).
C.P. Jessop *et al.* (CLEO Collaboration), Phys. Rev. Lett. **85**, 2881 (2000).
D. Cronin-Hennessy *et al.* (CLEO Collaboration), Phys. Rev. Lett. **85**, 515 (2000).
- [2] K. Abe *et al.* (Belle Collaboration), KEK Progress Report 2000-4 (2000), to be published in Nucl. Inst. and Meth. A.
- [3] KEKB B Factory Design Report, KEK Report 95-7 (1995), unpublished; Y. Funakoshi *et al.*, Proc. 2000 European Particle Accelerator Conference, Vienna (2000).
- [4] H. Hirano *et al.*, KEK Preprint 2000-2, submitted to Nucl. Inst. Meth.; M. Akatsu *et al.*, DPNU-00-06, submitted to Nucl. Inst. Meth.
- [5] H. Kichimi *et al.*, Nucl. Inst. Meth. A **453**, 315 (2000).
- [6] T. Iijima *et al.*, Proceedings of the 7th International Conference on Instrumentation for Colliding Beam Physics, Hamamatsu, Japan, Nov 15-19, 1999.
- [7] H. Ikeda *et al.*, Nucl. Inst. Meth. A **441**, 401 (2000).
- [8] H. Albrecht *et al.* (ARGUS Collaboration), Phys. Lett. B **229**, 304 (1989).
- [9] D.M. Asner *et al.* (CLEO Collaboration), Phys. Rev. D **53**, 1039 (1996).
- [10] R.A. Fisher, Ann. Eugenics **7**, 179 (1936);
M.G. Kendall and A. Stuart, *The Advanced Theory of Statistics*, 2nd ed. (Hafner Publishing, New York, 1968), Vol. III.
- [11] K. Abe *et al.* (Belle Collaboration), BELLE-CONF-0138; Submitted as a contribution paper to LP2001.
- [12] K. Abe *et al.* (Belle Collaboration), BELLE-CONF-0108; Submitted as a contribution paper to LP2001.
- [13] D.E. Groom *et al.* (Particle Data Group), Eur. Phys. J. C **15**, 1 (2000).
- [14] K. Abe *et al.* (Belle Collaboration), BELLE-CONF-0115; Submitted as a contribution paper to LP2001.
- [15] K. Abe *et al.* (Belle Collaboration), BELLE-CONF-0113; Submitted as a contribution paper to EPS(2001) and LP2001.
- [16] T. Bergfeld *et al.* (CLEO Collaboration), Phys. Rev. Lett. **77**, 4503 (1996).
- [17] T.J. Champion (BaBar Collaboration), Proc. of the XXXth Int. Conf. on High Energy Phys., Osaka (2000).
- [18] G. Abbiendi *et al.* (OPAL Collaboration), Phys. Lett. B **476**, 233 (2000).
- [19] V.L. Chernyak, hep-ph/0102217, 2001.
- [20] M. Diehl and G. Hiller, hep-ph/0105194.
- [21] V.V. Anisovich *et al.*, hep-ph/0102338, 2001.
- [22] C.S. Kim *et al.*, hep-ph/0101292, 2001.

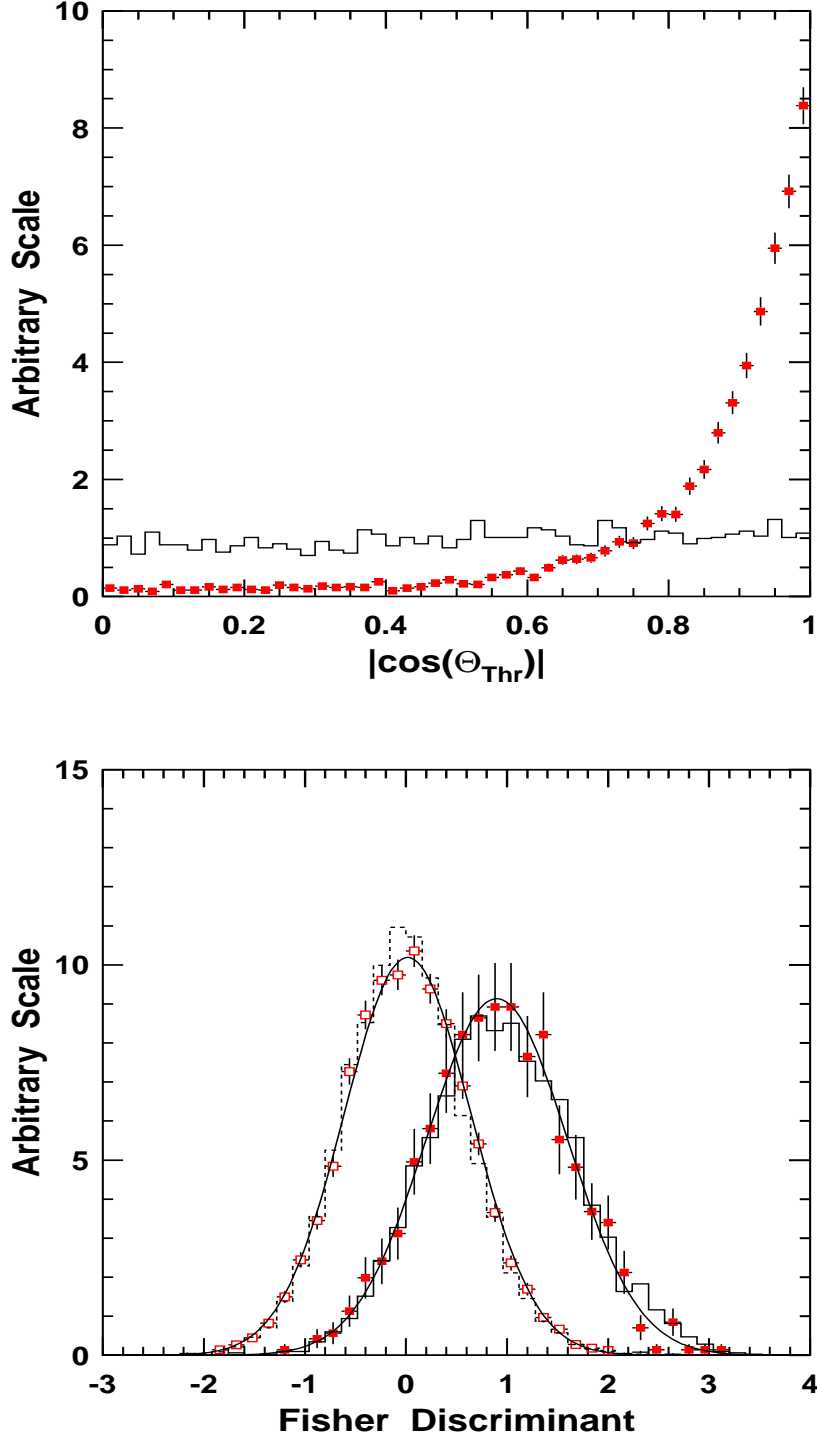


FIG. 1. **a)** The $|\cos(\theta_{Thr})|$ distribution for $B^+ \rightarrow K^+ \pi^+ \pi^-$ signal Monte Carlo events (solid histogram) and off-resonance data (filled squares). **b)** The \mathcal{F} distribution for $B^+ \rightarrow K^+ \pi^+ \pi^-$ Monte Carlo (solid histogram), $B^+ \rightarrow \bar{D}^0 \pi^+$ signal data (filled squares), continuum Monte Carlo (dashed histogram), off-resonance data (open squares). The curves are fits to the data.

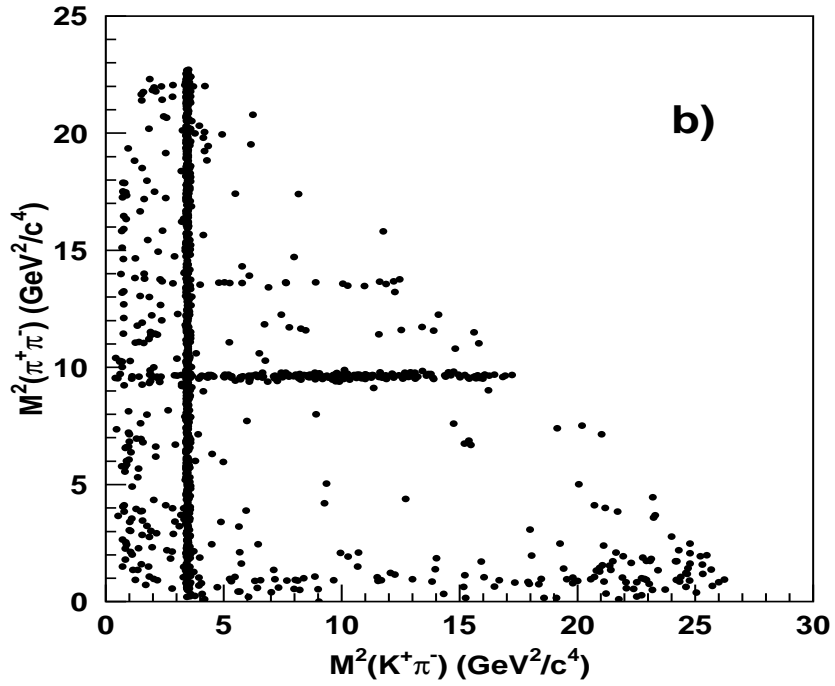
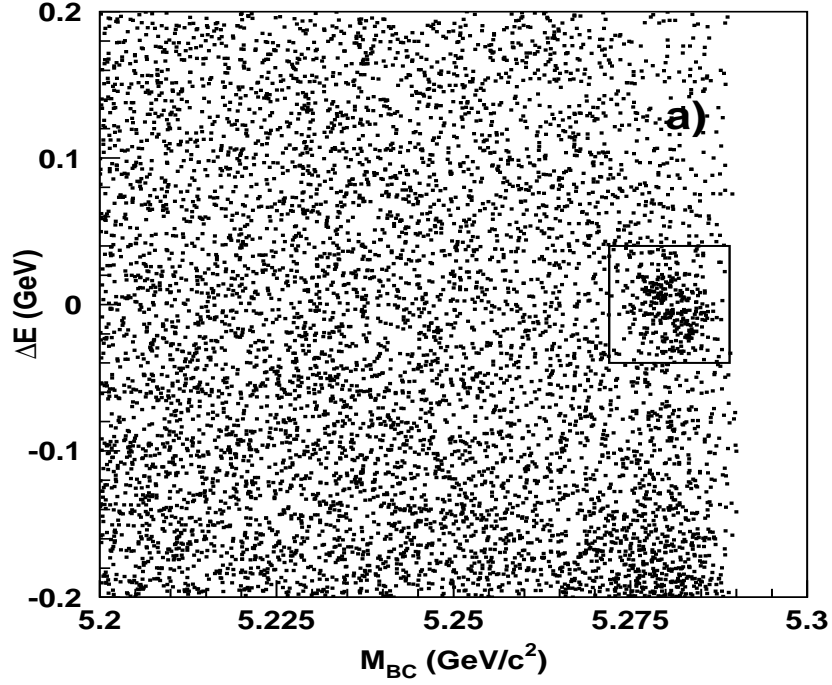


FIG. 2. a) The ΔE versus M_{BC} plot for all $B^+ \rightarrow K^+\pi^-\pi^+$ candidates. b) The Dalitz Plot for $B^+ \rightarrow K^+\pi^-\pi^+$ candidates from the B signal region inside the box in a).

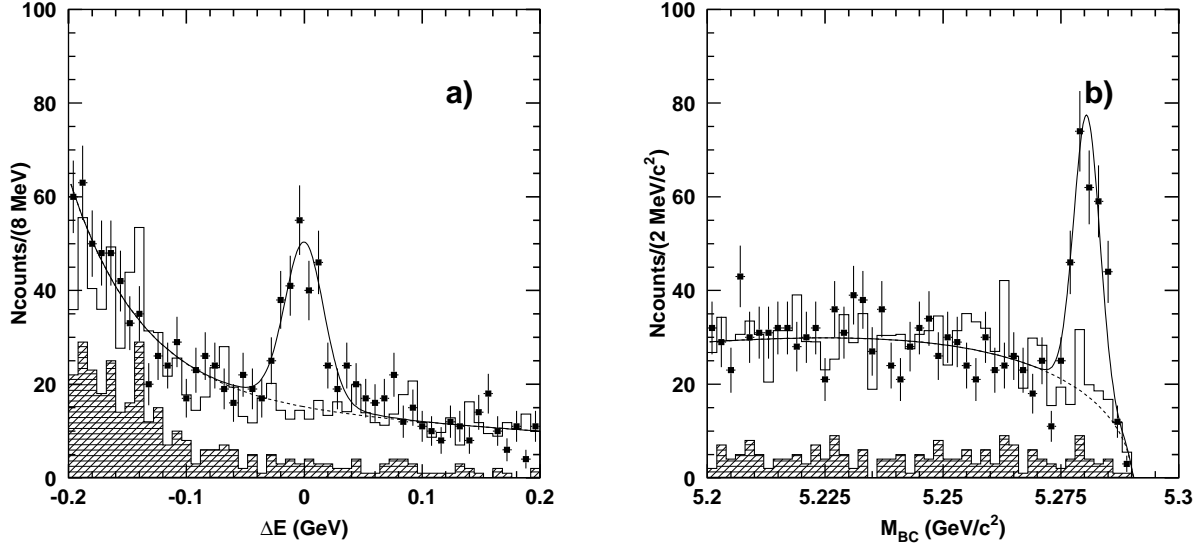


FIG. 3. The ΔE - a) and M_{BC} - b) distributions for the $B^+ \rightarrow K^+ \pi^- \pi^+$ final state. Candidates consistent with $B^+ \rightarrow \bar{D}^0 \pi^+$ or $B^+ \rightarrow J/\psi(\psi') K^+$ are excluded. Points are data, open histograms are the proper sum of the off-resonance data and $B\bar{B}$ Monte Carlo, and hatched histograms show the contribution of $B\bar{B}$ Monte Carlo only. The curves show the fit to the data.

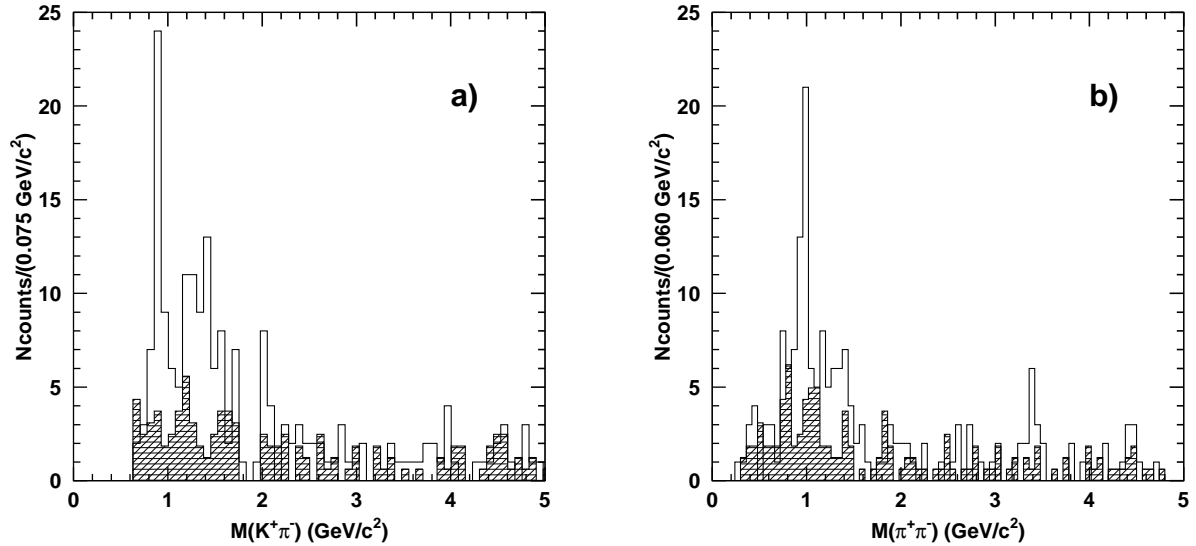


FIG. 4. The $K^+ \pi^-$ - a) and $\pi^+ \pi^-$ - b) invariant mass spectra for $B^+ \rightarrow K^+ \pi^- \pi^+$ candidates. Open histogram for candidates from the B signal region, hatched histogram for candidates from the ΔE sidebands. See the text for details.

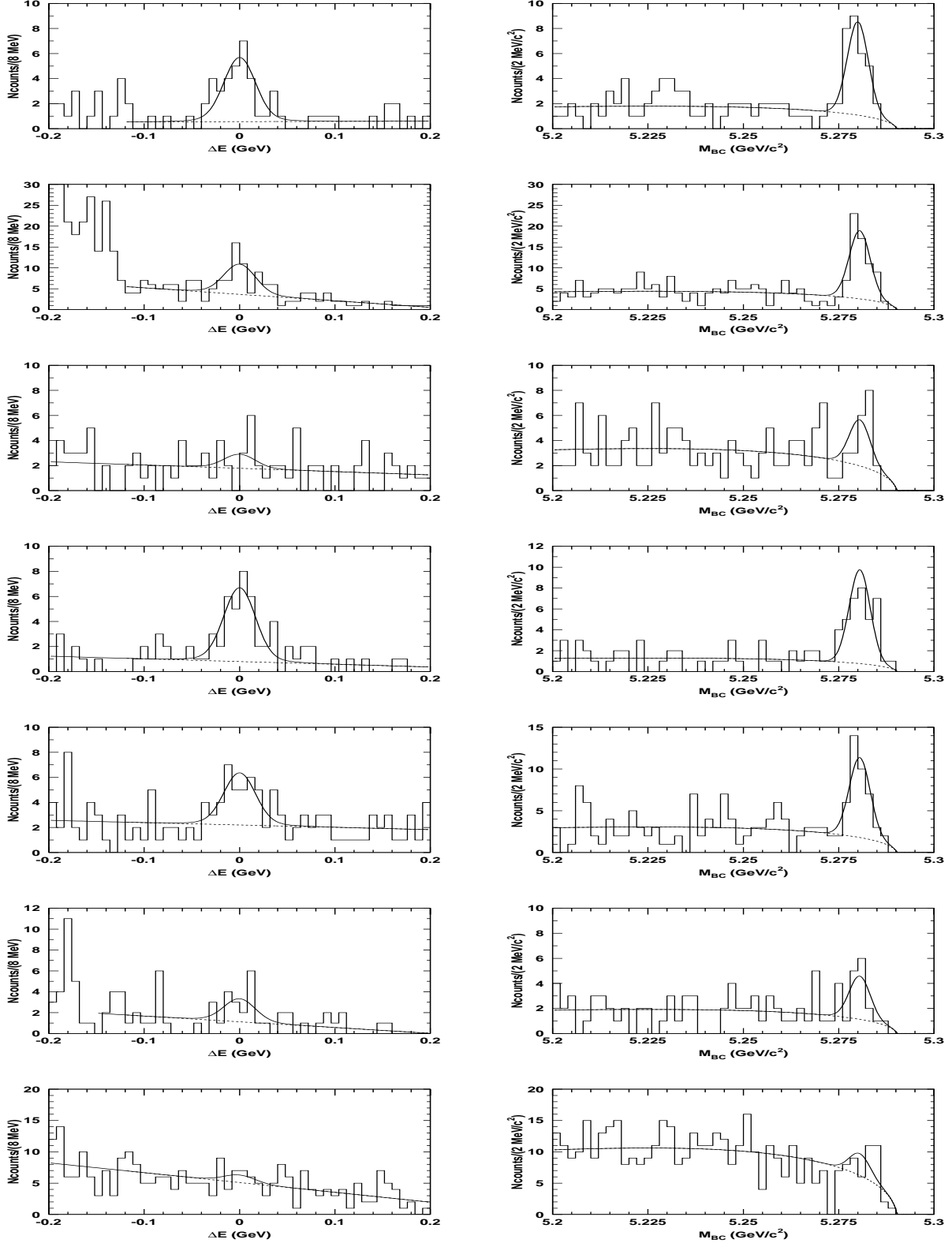


FIG. 5. The ΔE (left) and M_{BC} (right) distributions for different regions of the $K^+\pi^+\pi^-$ Dalitz plot. The plots from top to bottom correspond to regions I to VII, respectively.

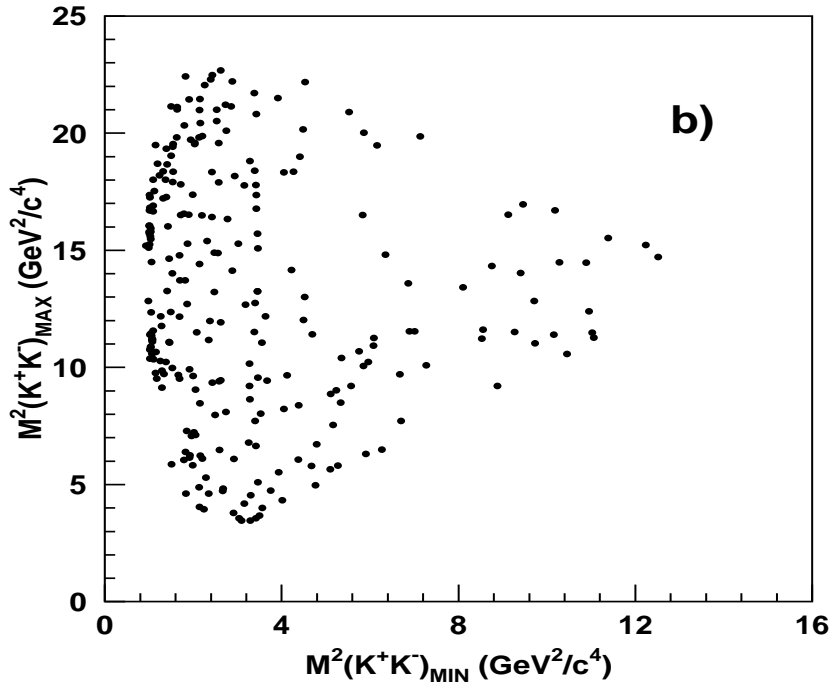
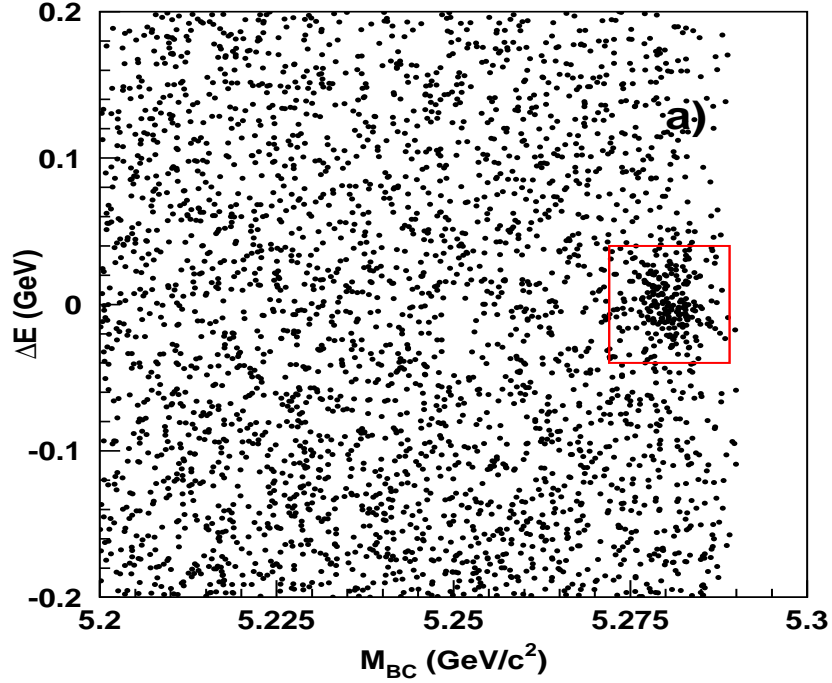


FIG. 6. a) The ΔE versus M_{BC} plot for all $B^+ \rightarrow K^+K^+K^-$ candidates. b) The Dalitz plot for $B^+ \rightarrow K^+K^-K^+$ candidates from the B signal region inside the box in a).

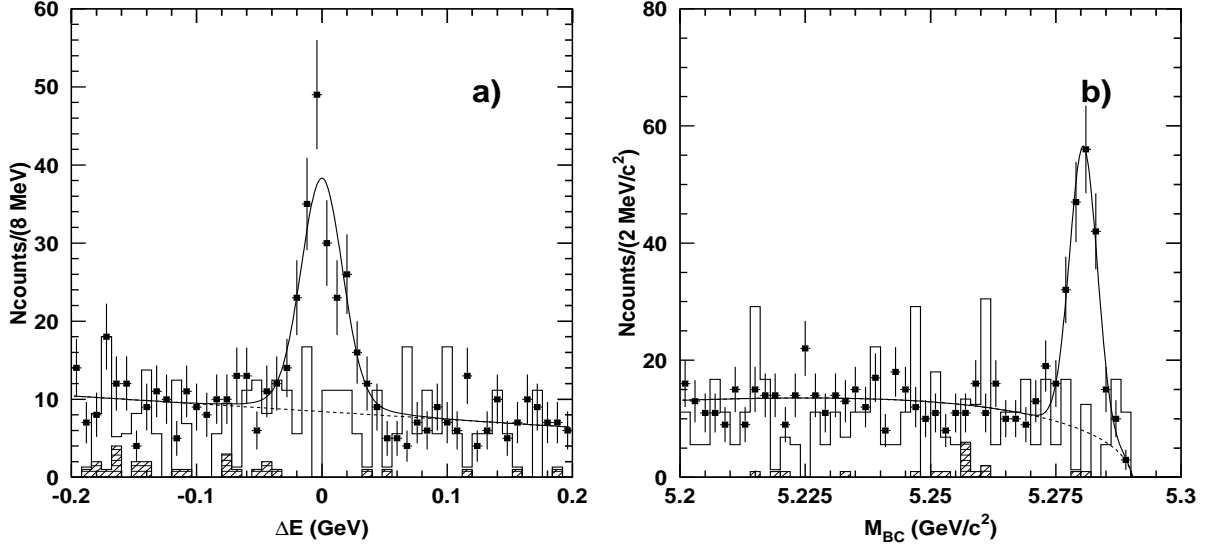


FIG. 7. The ΔE - a) and M_{BC} - b) distributions for the $B^+ \rightarrow K^+K^+K^-$ final state. Candidates consistent with $B^+ \rightarrow D_{CP}^0\pi^+$ or $B^+ \rightarrow D_{CP}^0K^+$ where $D_{CP}^0 \rightarrow K^+K^-$ are excluded. Points are data, open histograms are the proper sum of the off-resonance data and $B\bar{B}$ Monte Carlo, and hatched histograms show the contribution of $B\bar{B}$ Monte Carlo only. The curves show the fit to the data.

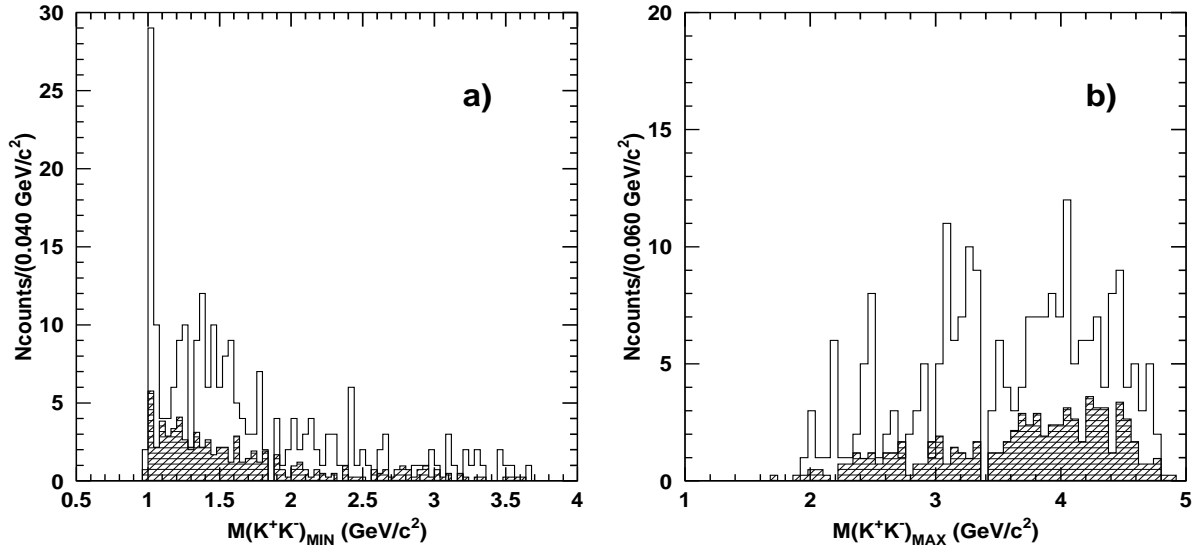


FIG. 8. The K^+K^- invariant mass spectrum for $B^+ \rightarrow K^+K^-K^+$ candidates. Open histogram for candidates from the B signal region, and hatched histogram for candidates from the ΔE sidebands. **a)** The K^+K^- combination with the smaller invariant mass. **b)** The K^+K^- combination with the larger invariant mass.

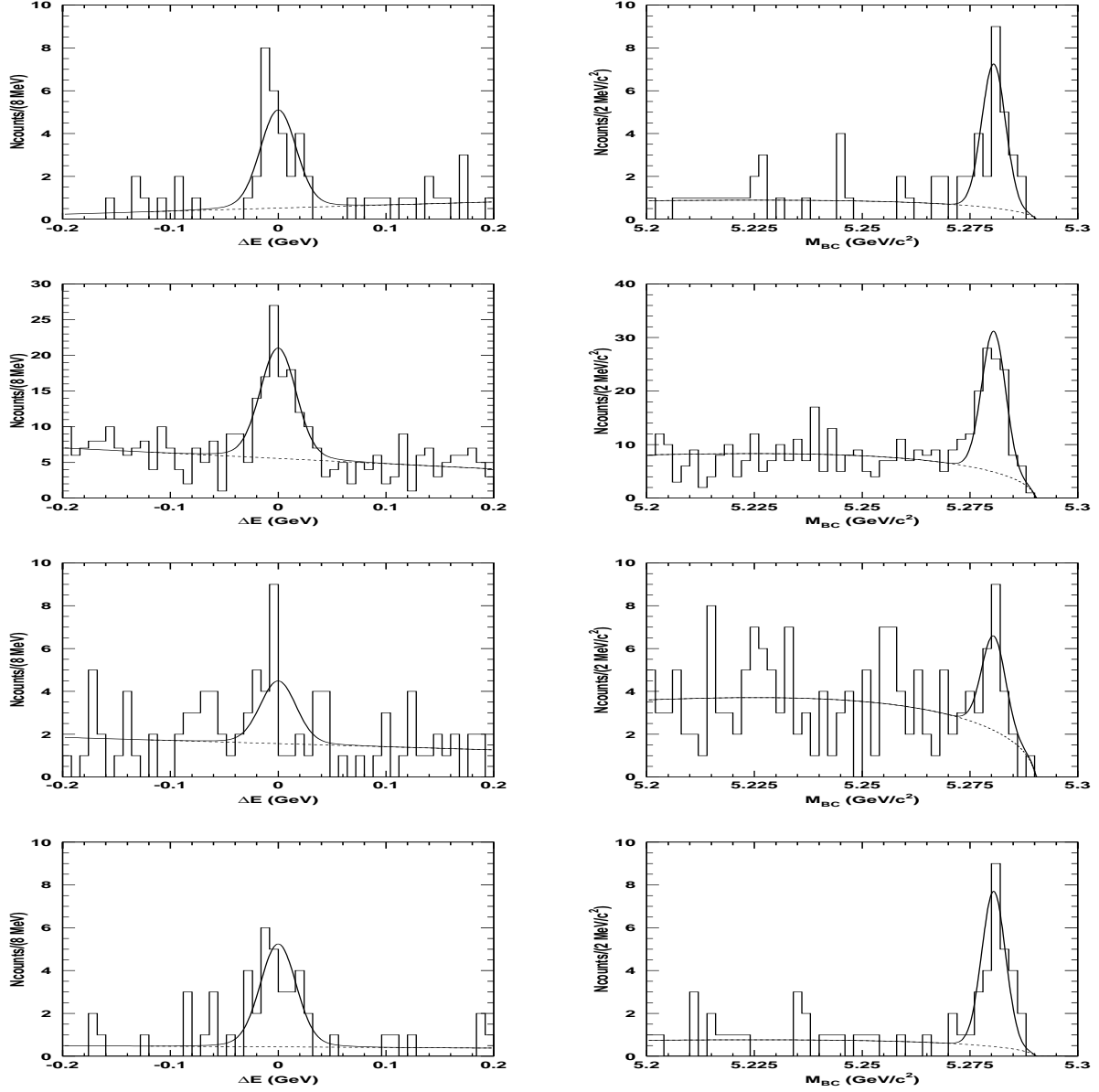


FIG. 9. The ΔE (left) and M_{BC} (right) distributions for different regions of the $K^+K^+K^-$ Dalitz plot. The plots from the top to bottom correspond to regions I to IV, respectively.