

A Search for the Scalar Top Quark in $p\bar{p}$ Collisions at $\sqrt{s} = 1.8$ TeV

V.M. Abazov,²³ B. Abbott,⁵⁸ A. Abdesselam,¹¹ M. Abolins,⁵¹ V. Abramov,²⁶ B.S. Acharya,¹⁷ D.L. Adams,⁶⁰
M. Adams,³⁸ S.N. Ahmed,²¹ G.D. Alexeev,²³ G.A. Alves,² N. Amos,⁵⁰ E.W. Anderson,⁴³ Y. Arnold,⁹
M.M. Baarmand,⁵⁵ V.V. Babintsev,²⁶ L. Babukhadia,⁵⁵ T.C. Bacon,²⁸ A. Baden,⁴⁷ B. Baldin,³⁷ P.W. Balm,²⁰
S. Banerjee,¹⁷ E. Barberis,³⁰ P. Baringer,⁴⁴ J. Barreto,² J.F. Bartlett,³⁷ U. Bassler,¹² D. Bauer,²⁸ A. Bean,⁴⁴
F. Beaudette,¹¹ M. Begel,⁵⁴ A. Belyaev,³⁵ S.B. Beri,¹⁵ G. Bernardi,¹² I. Bertram,²⁷ A. Besson,⁹ R. Beuselinck,²⁸
V.A. Bezzubov,²⁶ P.C. Bhat,³⁷ V. Bhatnagar,¹¹ M. Bhattacharjee,⁵⁵ G. Blazey,³⁹ S. Blessing,³⁵ A. Boehnlein,³⁷
N.I. Bojko,²⁶ F. Borchering,³⁷ K. Bos,²⁰ A. Brandt,⁶⁰ R. Breedon,³¹ G. Briskin,⁵⁹ R. Brock,⁵¹ G. Brooijmans,³⁷
A. Bross,³⁷ D. Buchholz,⁴⁰ M. Buehler,³⁸ V. Buescher,¹⁴ V.S. Burtovoi,²⁶ J.M. Butler,⁴⁸ F. Canelli,⁵⁴ W. Carvalho,³
D. Casey,⁵¹ Z. Casilum,⁵⁵ H. Castilla-Valdez,¹⁹ D. Chakraborty,³⁹ K.M. Chan,⁵⁴ S.V. Chekulaev,²⁶ D.K. Cho,⁵⁴
S. Choi,³⁴ S. Chopra,⁵⁶ J.H. Christenson,³⁷ M. Chung,³⁸ D. Claes,⁵² A.R. Clark,³⁰ J. Cochran,³⁴ L. Coney,⁴²
B. Connolly,³⁵ W.E. Cooper,³⁷ D. Coppage,⁴⁴ S. Crépe-Renaudin,⁹ M.A.C. Cummings,³⁹ D. Cutts,⁵⁹ G.A. Davis,⁵⁴
K. Davis,²⁹ K. De,⁶⁰ S.J. de Jong,²¹ K. Del Signore,⁵⁰ M. Demarteau,³⁷ R. Demina,⁴⁵ P. Demine,⁹ D. Denisov,³⁷
S.P. Denisov,²⁶ S. Desai,⁵⁵ H.T. Diehl,³⁷ M. Diesburg,³⁷ S. Doulas,⁴⁹ Y. Ducros,¹³ L.V. Dudko,²⁵ S. Duensing,²¹
L. Duflot,¹¹ S.R. Dugad,¹⁷ A. Duperrin,¹⁰ A. Dyshkant,³⁹ D. Edmunds,⁵¹ J. Ellison,³⁴ V.D. Elvira,³⁷
R. Engelmann,⁵⁵ S. Eno,⁴⁷ G. Eppley,⁶² P. Ermolov,²⁵ O.V. Eroshin,²⁶ J. Estrada,⁵⁴ H. Evans,⁵³ V.N. Evdokimov,²⁶
T. Fahland,³³ S. Feher,³⁷ D. Fein,²⁹ T. Ferbel,⁵⁴ F. Filthaut,²¹ H.E. Fisk,³⁷ Y. Fisyak,⁵⁶ E. Flattum,³⁷ F. Fleuret,³⁰
M. Fortner,³⁹ H. Fox,⁴⁰ K.C. Frame,⁵¹ S. Fu,⁵³ S. Fuess,³⁷ E. Gallas,³⁷ A.N. Galyaev,²⁶ M. Gao,⁵³ V. Gavrilov,²⁴
R.J. Genik II,²⁷ K. Genser,³⁷ C.E. Gerber,³⁸ Y. Gershtein,⁵⁹ R. Gilmartin,³⁵ G. Ginther,⁵⁴ B. Gómez,⁵ G. Gómez,⁴⁷
P.I. Goncharov,²⁶ J.L. González Solís,¹⁹ H. Gordon,⁵⁶ L.T. Goss,⁶¹ K. Gounder,³⁷ A. Goussiou,²⁸ N. Graf,⁵⁶
G. Graham,⁴⁷ P.D. Grannis,⁵⁵ J.A. Green,⁴³ H. Greenlee,³⁷ Z.D. Greenwood,⁴⁶ S. Grinstein,¹ L. Groer,⁵³
S. Grünendahl,³⁷ A. Gupta,¹⁷ S.N. Gurzhiev,²⁶ G. Gutierrez,³⁷ P. Gutierrez,⁵⁸ N.J. Hadley,⁴⁷ H. Haggerty,³⁷
S. Hagopian,³⁵ V. Hagopian,³⁵ R.E. Hall,³² P. Hanlet,⁴⁹ S. Hansen,³⁷ J.M. Hauptman,⁴³ C. Hays,⁵³ C. Hebert,⁴⁴
D. Hedin,³⁹ J.M. Heinmiller,³⁸ A.P. Heinson,³⁴ U. Heintz,⁴⁸ T. Heuring,³⁵ M.D. Hildreth,⁴² R. Hirosky,⁶³
J.D. Hobbs,⁵⁵ B. Hoeneisen,⁸ Y. Huang,⁵⁰ R. Illingworth,²⁸ A.S. Ito,³⁷ M. Jaffré,¹¹ S. Jain,¹⁷ R. Jesik,²⁸ K. Johns,²⁹
M. Johnson,³⁷ A. Jonckheere,³⁷ M. Jones,³⁶ H. Jöstlein,³⁷ A. Juste,³⁷ W. Kahl,⁴⁵ S. Kahn,⁵⁶ E. Kajfasz,¹⁰
A.M. Kalinin,²³ D. Karmanov,²⁵ D. Karmgard,⁴² Z. Ke,⁴ R. Kehoe,⁵¹ A. Khanov,⁴⁵ A. Kharchilava,⁴² S.K. Kim,¹⁸
B. Klima,³⁷ B. Knuteson,³⁰ W. Ko,³¹ J.M. Kohli,¹⁵ A.V. Kostrikskiy,²⁶ J. Kotcher,⁵⁶ B. Kothari,⁵³ A.V. Kotwal,⁵³
A.V. Kozelov,²⁶ E.A. Kozlovsky,²⁶ J. Krane,⁴³ M.R. Krishnaswamy,¹⁷ P. Krivkova,⁶ S. Krzywdzinski,³⁷
M. Kubantsev,⁴⁵ S. Kuleshov,²⁴ Y. Kulik,⁵⁵ S. Kunori,⁴⁷ A. Kupco,⁷ V.E. Kuznetsov,³⁴ G. Landsberg,⁵⁹
W.M. Lee,³⁵ A. Leflat,²⁵ C. Leggett,³⁰ F. Lehner,^{37,*} J. Li,⁶⁰ Q.Z. Li,³⁷ X. Li,⁴ J.G.R. Lima,³ D. Lincoln,³⁷
S.L. Linn,³⁵ J. Linnemann,⁵¹ R. Lipton,³⁷ A. Lucotte,⁹ L. Lueking,³⁷ C. Lundstedt,⁵² C. Luo,⁴¹ A.K.A. Maciel,³⁹
R.J. Madaras,³⁰ V.L. Malyshev,²³ V. Manankov,²⁵ H.S. Mao,⁴ T. Marshall,⁴¹ M.I. Martin,³⁹ K.M. Mauritz,⁴³
B. May,⁴⁰ A.A. Mayorov,⁴¹ R. McCarthy,⁵⁵ T. McMahon,⁵⁷ H.L. Melanson,³⁷ M. Merkin,²⁵ K.W. Merritt,³⁷
C. Miao,⁵⁹ H. Miettinen,⁶² D. Mihalcea,³⁹ C.S. Mishra,³⁷ N. Mokhov,³⁷ N.K. Mondal,¹⁷ H.E. Montgomery,³⁷
R.W. Moore,⁵¹ M. Mostafa,¹ H. da Motta,² E. Nagy,¹⁰ F. Nang,²⁹ M. Narain,⁴⁸ V.S. Narasimham,¹⁷ H.A. Neal,⁵⁰
J.P. Negret,⁵ S. Negroni,¹⁰ A. Nomerotski,³⁷ T. Nunnemann,³⁷ D. O'Neil,⁵¹ V. Oguri,³ B. Olivier,¹² N. Oshima,³⁷
P. Padley,⁶² L.J. Pan,⁴⁰ K. Papageorgiou,³⁸ A. Para,³⁷ N. Parashar,⁴⁹ R. Partridge,⁵⁹ N. Parua,⁵⁵ M. Paterno,⁵⁴
A. Patwa,⁵⁵ B. Pawlik,²² J. Perkins,⁶⁰ M. Peters,³⁶ O. Peters,²⁰ P. Pétrouff,¹¹ R. Piegaia,¹ B.G. Pope,⁵¹ E. Popkov,⁴⁸
H.B. Prosper,³⁵ S. Protopopescu,⁵⁶ J. Qian,⁵⁰ R. Raja,³⁷ S. Rajagopalan,⁵⁶ E. Ramberg,³⁷ P.A. Rapidis,³⁷
N.W. Reay,⁴⁵ S. Reucroft,⁴⁹ M. Ridel,¹¹ M. Rijssenbeek,⁵⁵ F. Rizatdinova,⁴⁵ T. Rockwell,⁵¹ M. Roco,³⁷ C. Royon,¹³
P. Rubinov,³⁷ R. Ruchti,⁴² J. Rutherford,²⁹ B.M. Sabirov,²³ G. Sajot,⁹ A. Santoro,² L. Sawyer,⁴⁶
R.D. Schamberger,⁵⁵ H. Schellman,⁴⁰ A. Schwartzman,¹ N. Sen,⁶² E. Shabalina,³⁸ R.K. Shivpuri,¹⁶ D. Shpakov,⁴⁹
M. Shupe,²⁹ R.A. Sidwell,⁴⁵ V. Simak,⁷ H. Singh,³⁴ J.B. Singh,¹⁵ V. Sirotenko,³⁷ P. Slattery,⁵⁴ E. Smith,⁵⁸
R.P. Smith,³⁷ R. Snihur,⁴⁰ G.R. Snow,⁵² J. Snow,⁵⁷ S. Snyder,⁵⁶ J. Solomon,³⁸ V. Sorín,¹ M. Sosebee,⁶⁰
N. Sotnikova,²⁵ K. Soustruznik,⁶ M. Souza,² N.R. Stanton,⁴⁵ G. Steinbrück,⁵³ R.W. Stephens,⁶⁰ F. Stichelbaut,⁵⁶
D. Stoker,³³ V. Stolin,²⁴ A. Stone,⁴⁶ D.A. Stoyanova,²⁶ M. Strauss,⁵⁸ M. Strovink,³⁰ L. Stutte,³⁷ A. Sznajder,³
M. Talby,¹⁰ W. Taylor,⁵⁵ S. Tentindo-Repond,³⁵ S.M. Tripathi,³¹ T.G. Trippe,³⁰ A.S. Turcot,⁵⁶ P.M. Tuts,⁵³
V. Vaniev,²⁶ R. Van Kooten,⁴¹ N. Varelas,³⁸ L.S. Vertogradov,²³ F. Villeneuve-Seguié,¹⁰ A.A. Volkov,²⁶
A.P. Vorobiev,²⁶ H.D. Wahl,³⁵ H. Wang,⁴⁰ Z.-M. Wang,⁵⁵ J. Warchol,⁴² G. Watts,⁶⁴ M. Wayne,⁴² H. Weerts,⁵¹
A. White,⁶⁰ J.T. White,⁶¹ D. Whiteson,³⁰ J.A. Wightman,⁴³ D.A. Wijngaarden,²¹ S. Willis,³⁹ S.J. Wimpenny,³⁴
J. Womersley,³⁷ D.R. Wood,⁴⁹ Q. Xu,⁵⁰ R. Yamada,³⁷ P. Yamin,⁵⁶ T. Yasuda,³⁷ Y.A. Yatsunenkov,²³ K. Yip,⁵⁶
S. Youssef,³⁵ J. Yu,³⁷ Z. Yu,⁴⁰ M. Zanabria,⁵ X. Zhang,⁵⁸ H. Zheng,⁴² B. Zhou,⁵⁰ Z. Zhou,⁴³ M. Zielinski,⁵⁴
D. Zieminska,⁴¹ A. Ziemiński,⁴¹ V. Zutshi,⁵⁶ E.G. Zverev,²⁵ and A. Zylberstejn¹³

(DØ Collaboration)

- ¹ *Universidad de Buenos Aires, Buenos Aires, Argentina*
- ² *LAFEX, Centro Brasileiro de Pesquisas Físicas, Rio de Janeiro, Brazil*
- ³ *Universidade do Estado do Rio de Janeiro, Rio de Janeiro, Brazil*
- ⁴ *Institute of High Energy Physics, Beijing, People's Republic of China*
- ⁵ *Universidad de los Andes, Bogotá, Colombia*
- ⁶ *Charles University, Center for Particle Physics, Prague, Czech Republic*
- ⁷ *Institute of Physics, Academy of Sciences, Center for Particle Physics, Prague, Czech Republic*
- ⁸ *Universidad San Francisco de Quito, Quito, Ecuador*
- ⁹ *Institut des Sciences Nucléaires, IN2P3-CNRS, Université de Grenoble 1, Grenoble, France*
- ¹⁰ *CPPM, IN2P3-CNRS, Université de la Méditerranée, Marseille, France*
- ¹¹ *Laboratoire de l'Accélérateur Linéaire, IN2P3-CNRS, Orsay, France*
- ¹² *LPNHE, Universités Paris VI and VII, IN2P3-CNRS, Paris, France*
- ¹³ *DAPNIA/Service de Physique des Particules, CEA, Saclay, France*
- ¹⁴ *Universität Mainz, Institut für Physik, Mainz, Germany*
- ¹⁵ *Panjab University, Chandigarh, India*
- ¹⁶ *Delhi University, Delhi, India*
- ¹⁷ *Tata Institute of Fundamental Research, Mumbai, India*
- ¹⁸ *Seoul National University, Seoul, Korea*
- ¹⁹ *CINVESTAV, Mexico City, Mexico*
- ²⁰ *FOM-Institute NIKHEF and University of Amsterdam/NIKHEF, Amsterdam, The Netherlands*
- ²¹ *University of Nijmegen/NIKHEF, Nijmegen, The Netherlands*
- ²² *Institute of Nuclear Physics, Kraków, Poland*
- ²³ *Joint Institute for Nuclear Research, Dubna, Russia*
- ²⁴ *Institute for Theoretical and Experimental Physics, Moscow, Russia*
- ²⁵ *Moscow State University, Moscow, Russia*
- ²⁶ *Institute for High Energy Physics, Protvino, Russia*
- ²⁷ *Lancaster University, Lancaster, United Kingdom*
- ²⁸ *Imperial College, London, United Kingdom*
- ²⁹ *University of Arizona, Tucson, Arizona 85721*
- ³⁰ *Lawrence Berkeley National Laboratory and University of California, Berkeley, California 94720*
- ³¹ *University of California, Davis, California 95616*
- ³² *California State University, Fresno, California 93740*
- ³³ *University of California, Irvine, California 92697*
- ³⁴ *University of California, Riverside, California 92521*
- ³⁵ *Florida State University, Tallahassee, Florida 32306*
- ³⁶ *University of Hawaii, Honolulu, Hawaii 96822*
- ³⁷ *Fermi National Accelerator Laboratory, Batavia, Illinois 60510*
- ³⁸ *University of Illinois at Chicago, Chicago, Illinois 60607*
- ³⁹ *Northern Illinois University, DeKalb, Illinois 60115*
- ⁴⁰ *Northwestern University, Evanston, Illinois 60208*
- ⁴¹ *Indiana University, Bloomington, Indiana 47405*
- ⁴² *University of Notre Dame, Notre Dame, Indiana 46556*
- ⁴³ *Iowa State University, Ames, Iowa 50011*
- ⁴⁴ *University of Kansas, Lawrence, Kansas 66045*
- ⁴⁵ *Kansas State University, Manhattan, Kansas 66506*
- ⁴⁶ *Louisiana Tech University, Ruston, Louisiana 71272*
- ⁴⁷ *University of Maryland, College Park, Maryland 20742*
- ⁴⁸ *Boston University, Boston, Massachusetts 02215*
- ⁴⁹ *Northeastern University, Boston, Massachusetts 02115*
- ⁵⁰ *University of Michigan, Ann Arbor, Michigan 48109*
- ⁵¹ *Michigan State University, East Lansing, Michigan 48824*
- ⁵² *University of Nebraska, Lincoln, Nebraska 68588*
- ⁵³ *Columbia University, New York, New York 10027*
- ⁵⁴ *University of Rochester, Rochester, New York 14627*
- ⁵⁵ *State University of New York, Stony Brook, New York 11794*
- ⁵⁶ *Brookhaven National Laboratory, Upton, New York 11973*
- ⁵⁷ *Langston University, Langston, Oklahoma 73050*
- ⁵⁸ *University of Oklahoma, Norman, Oklahoma 73019*
- ⁵⁹ *Brown University, Providence, Rhode Island 02912*
- ⁶⁰ *University of Texas, Arlington, Texas 76019*

⁶¹*Texas A&M University, College Station, Texas 77843*

⁶²*Rice University, Houston, Texas 77005*

⁶³*University of Virginia, Charlottesville, Virginia 22901*

⁶⁴*University of Washington, Seattle, Washington 98195*

Abstract

We have performed a search for scalar top quark (stop) pair production in the inclusive electron-muon-missing transverse energy final state, using a sample of $p\bar{p}$ events corresponding to 108.3 pb^{-1} of data collected with the DØ detector at Fermilab. The search is done in the framework of the minimal supersymmetric standard model assuming that the sneutrino is the lightest supersymmetric particle. For the dominant decays of the lightest stop, $\tilde{t} \rightarrow b\tilde{\chi}_1^+$ and $\tilde{t} \rightarrow b\ell\tilde{\nu}$, no evidence for signal is found. We derive cross-section limits as a function of stop (\tilde{t}), chargino ($\tilde{\chi}_1^+$), and sneutrino ($\tilde{\nu}$) masses.

Supersymmetry (SUSY) [1] provides a theoretically attractive and coherent picture of the microscopic world that retains the standard model's successful description of the observed elementary particles and their interactions. A major consequence of the realization of SUSY in nature would be the existence of additional particles (sparticles), with quantum numbers identical to those of the elementary particles of the standard model (SM), but with spins differing by a half unit. From experimental evidence, the sparticle masses also differ from those of their SM partners, i.e., SUSY is a broken symmetry, and it is expected that the mass spectrum of the sparticles has a different pattern than that of the SM. In particular, in several SUSY models, the large mass of the top quark (m_t) induces a strong mixing between the supersymmetric partners of the two chirality states of the top quark leading naturally to two physical states, \tilde{t}_1 and \tilde{t}_2 , of very different mass [2]. The lightest stop quark \tilde{t}_1 (called \tilde{t} in this Letter) could therefore be significantly lighter than the other squarks rendering it a particularly auspicious choice for a direct search.

The production of a pair of stop quarks ($\tilde{t}\tilde{t}$) at the Tevatron can proceed through gluon fusion or quark annihilation. The cross section for such a process depends to a large extent only on the stop mass $m_{\tilde{t}}$, and is known at next-to-leading order (NLO) with a precision of $\pm 8\%$ [3]. The phenomenology of stop decays depends on the assumptions of the SUSY model, and this analysis is done in the minimal supersymmetric standard model (MSSM) [4] framework with R -parity [5] conservation, implying that the lightest SUSY particle (LSP) is stable. Searches for stop production have already been performed at the Tevatron assuming that the lightest neutralino ($\tilde{\chi}_1^0$) is the LSP [6].

In this Letter we also search for light stop ($m_{\tilde{t}} < m_t$) production, but assume that the sneutrino ($\tilde{\nu}$) is the LSP. Stop searches have been performed under these assumptions at LEP 2 [7] and by the CDF collaboration at the Tevatron [8] yielding a mass limit $m_{\tilde{t}} \gtrsim 123$ GeV for the lowest allowed sneutrino mass, $m_{\tilde{\nu}} \approx 45$ GeV, as determined at LEP 1 [9]. Although these analyses are interpreted in the framework of the MSSM, the results are largely model independent, depending mainly on the masses of the stop and its decay products.

In the stop mass range probed by the Tevatron, either the 2-body decay via a chargino, $\tilde{t} \rightarrow b\tilde{\chi}_1^+$, is kinematically allowed and thereby dominant, or the chargino mediating the decay is virtual and the dominant decay mode is $\tilde{t} \rightarrow b\tilde{\nu}$. The three other 3-body decays mediated by a chargino, $\tilde{t} \rightarrow b\nu\tilde{\ell}^+$ ($\rightarrow b\nu\ell^+\tilde{\chi}_1^0$), $\tilde{t} \rightarrow bW\tilde{\chi}_1^0$ and $\tilde{t} \rightarrow bH^+\tilde{\chi}_1^0$, with subsequent decays $\tilde{\chi}_1^0 \rightarrow \tilde{\nu}\nu$, are disfavored [10]. In this Letter, the chargino is taken either as virtual with a propagator mass of 140 GeV, or its mass is varied between its lowest experimental limit (≈ 103 GeV [11]) and the maximum value allowed by kinematics. The masses of the sneutrinos of all three flavors are taken to be equal, except when the channel

$\tilde{t} \rightarrow b\tau\tilde{\nu}_\tau$ is assumed to be dominant.

The experimental signature for decays of a $\tilde{t}\tilde{t}$ pair consists of two b quarks, two leptons, and missing transverse energy (\cancel{E}_T). The variable \cancel{E}_T represents the measured imbalance in transverse energy due to the two escaping sneutrinos. The leptons can be e, μ or τ , but τ leptons are considered only if they decay into $e\nu\bar{\nu}$ or $\mu\nu\bar{\nu}$. We place no requirements on the presence of jets and use only the $e\mu\cancel{E}_T$ signature since it has less background than the $ee\cancel{E}_T$ or $\mu\mu\cancel{E}_T$ channels. The resulting event sample corresponds to 108.3 pb^{-1} of data collected by the $D\bar{O}$ experiment at Fermilab during the Run I of the Tevatron.

A detailed description of the $D\bar{O}$ detector and its triggering system can be found in Ref. [12]. The data and pre-selection criteria are identical to those used in the published $\tilde{t}\tilde{t}$ cross section analysis for the dilepton channel [13], which includes the selection of events containing one or more isolated electrons with $E_T^e > 15$ GeV, one or more isolated muons with $E_T^\mu > 15$ GeV, and $\cancel{E}_T > 20$ GeV. \cancel{E}_T is obtained from the vector sum of the transverse energy measured in the calorimeter and in the muon spectrometer system. Electrons are required to have $|\eta_{\text{det}}| < 1.1$, or $1.5 < |\eta_{\text{det}}| < 2.5$, where η_{det} is the pseudorapidity (η) defined with respect to the center of the detector. Muons must satisfy $|\eta_{\text{det}}| < 1.7$.

The dominant SM processes that provide the $e\mu\cancel{E}_T$ signature are, in order of decreasing importance: i) multi-jet processes (called ‘‘QCD’’ in the following) with one jet misidentified as an electron and one true muon originating from another jet (muon misidentification has negligible effects on our final state); ii) $Z \rightarrow \tau^+\tau^- \rightarrow e\mu\nu\bar{\nu}\nu$; iii) $WW \rightarrow e\mu\nu\bar{\nu}$; iv) $t\bar{t} \rightarrow e\mu\nu\bar{\nu}jj$; and v) Drell-Yan (DY) $\rightarrow \tau^+\tau^- \rightarrow e\mu\nu\bar{\nu}\nu$. The QCD background was determined from data, following the procedure described in Ref. [14]. The other backgrounds were simulated and reconstructed using the full $D\bar{O}$ analysis chain.

Simulation of the signal is based on PYTHIA [15], using the CTEQ3M [16] parton distribution functions (PDFs), and the standard hadronization and fragmentation functions in PYTHIA. COMHEP [17] is used to generate the 2 and 3-body decays of the stop. Detector simulation is performed using the fast $D\bar{O}$ simulation/reconstruction program, which has been checked extensively on a reference sample passed through the full $D\bar{O}$ analysis chain. The $\tilde{t}\tilde{t}$ samples were simulated for stop (sneutrino, chargino) masses varying between 50 (30, 100) and 150 (90, 170) GeV.

Distributions in the kinematic quantities ($E_T^e, E_T^\mu, \cancel{E}_T$) are shown in Fig. 1(a-c). Also shown (d) are the distributions for the transverse energy of any associated jets, defined by a cone algorithm and having $E_T^{\text{jet}} > 15$ GeV, and two additional kinematic quantities in which the signal and background display a different response: (e) $\Delta_\varphi^{e\mu} \equiv |\varphi_e - \varphi_\mu|$, where φ_ℓ is the azimuthal angle of the lepton ℓ , and (f) $\Sigma_\eta^{e\mu} \equiv |\eta_e + \eta_\mu|$. Based on simulation studies, two additional criteria, $15^\circ < \Delta_\varphi^{e\mu} < 165^\circ$ and

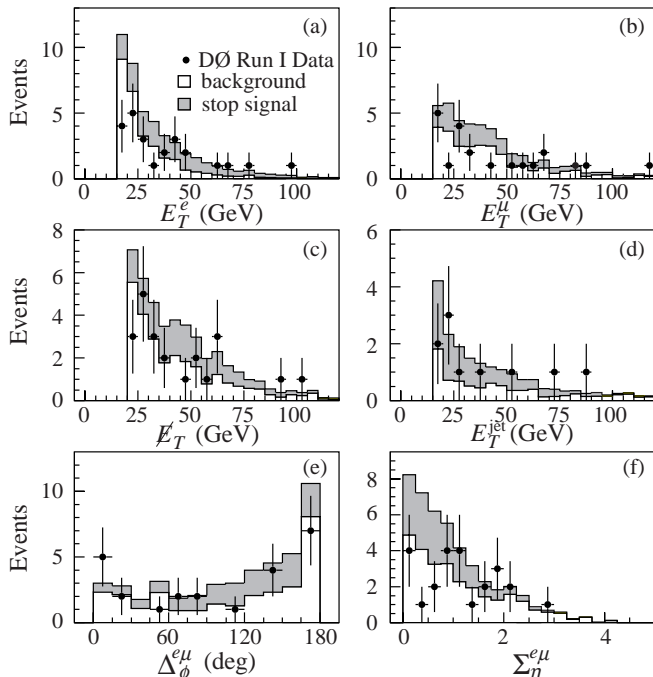


FIG. 1. Distributions after pre-selection for the total background (open histogram), the sum of the total background and the expected stop signal for $m_{\tilde{t}} (m_{\tilde{\nu}}) = 120 (60)$ GeV (shaded histogram) and the data (points) of (a) the transverse energy of the electron, (b) the transverse energy of the muon, (c) the missing transverse energy, (d) the transverse energy of the jets, (e) the difference in azimuthal angle between the two leptons, and (f) the absolute value of the sum in η of the two leptons.

$\Sigma_{\eta}^{e\mu} < 2.0$, were applied to improve the signal to background ratio in the final sample.

The expected cross sections for the background processes, the normalized numbers of events passing the pre-selection and those passing the final selection are given in Table I, and compared to the expected stop signal for $m_{\tilde{t}} (m_{\tilde{\nu}}) = 120 (60)$ GeV. The efficiency for selecting the signal varies typically between 1% and 4%. The most significant sources of uncertainties on the signal are the trigger and lepton identification efficiencies ($\approx 12\%$), the stop pair production cross section (8%), the uncertainty due to the PDFs (5%) [18], the effect of the analysis criteria (6%) and the luminosity (5.3%), which combine to approximately 18%. This uncertainty also includes the effect of the variation of the SUSY parameters μ_{susy} (the higgs-higgsino mass parameter) and $m_{\tilde{\chi}_1^+}$ [19]. The systematic error for the background is about 10%. This error is dominated by the uncertainty on the QCD background (7%) and on the cross sections for the background processes (10–17%).

The agreement between the number of observed events and the expected background leads us to set cross-section limits on stop quark pair production. The 95% confidence level (C.L.) limits are obtained using a Bayesian approach [20] that takes statistical and systematic uncer-

Process	Cross section (pb)	Events after pre-selection	Events after final selection
“QCD”	–	15.1 ± 1.3	6.7 ± 0.5
$Z \rightarrow \tau^+ \tau^-$	1.70	5.3 ± 1.0	1.4 ± 0.3
WW	0.69	4.4 ± 0.7	3.3 ± 0.3
$t\bar{t}$	0.40	2.7 ± 0.5	2.2 ± 0.4
$DY \rightarrow \tau^+ \tau^-$	0.35	0.18 ± 0.04	0.04 ± 0.02
Total backg.	–	27.8 ± 2.7	13.7 ± 1.5
Data	–	24	10
$\tilde{t}\tilde{t}$	4.51	17.3 ± 3.1	13.2 ± 2.3

TABLE I. Cross sections for the background processes, the expected numbers of simulated events passing the pre-selection and the final analysis criteria, numbers of events selected in the $e\mu E_T$ data sample and the expected stop signal assuming $m_{\tilde{t}} (m_{\tilde{\nu}}) = 120 (60)$ GeV.

tainties into account. Assuming that the stop decays via a virtual chargino and $m_{\tilde{\nu}} = 50$ GeV, any stop mass between 73 and 143 GeV is excluded. The CDF collaboration has also performed a search in the $\tilde{t} \rightarrow b\ell\tilde{\nu}$ channel [8], but based on a different signature: large missing transverse energy, at least one lepton, one jet identified as a b jet, and at least another jet. The CDF and DØ results are compared in Fig. 2.

In the MSSM, when the ratio of the two vacuum expectation values of the Higgs fields is large ($\tan\beta \gtrsim 10$), the $\tilde{\nu}_\tau$ can be substantially lighter than the $\tilde{\nu}_e$ or the $\tilde{\nu}_\mu$, leading to an enhancement of the decay width for $\tilde{t} \rightarrow b\tau\tilde{\nu}_\tau$ [10,21]. In this case, the absence of signal provides a limit on the cross section in this decay channel, as shown in Fig. 2 for $m_{\tilde{\nu}_\tau} = 50$ GeV.

Again assuming lepton universality, more $\tilde{t}\tilde{t}$ production limits are shown in Fig. 3 for different $m_{\tilde{\nu}}$ values. For a fixed value of $m_{\tilde{t}}$, the cross-section limit becomes stronger with decreasing sneutrino mass, although the difference between limits obtained for different $m_{\tilde{\nu}}$ decreases for high $m_{\tilde{t}}$. For $m_{\tilde{\nu}}$ up to 85 GeV, and for certain values of $m_{\tilde{t}}$, these are below the expected MSSM cross sections.

The resulting exclusion contour in the $(m_{\tilde{t}}, m_{\tilde{\nu}})$ plane is displayed in Fig. 4, and compared to those obtained by CDF [8], LEP 1, and most recently at LEP 2 [22]. The present analysis places limits at significantly higher $m_{\tilde{t}}$ compared to these results. This is mainly because of the higher center of mass energy of the Tevatron compared to LEP, and of the choice of a more sensitive signature compared to CDF. For $m_{\tilde{\nu}} = 45$ GeV, the excluded region extends up to a scalar top mass of 144 GeV, to be compared to approximately 123 (98) GeV for CDF (LEP 2).

The 2-body decay into a b quark and a real chargino, $\tilde{t} \rightarrow b\tilde{\chi}_1^+$, was simulated for $m_{\tilde{\chi}_1^+}$ between 100 and 140 GeV, and the $\tilde{\chi}_1^+$ was assumed to decay only into $\ell\tilde{\nu}$, leading to the same final state as $\tilde{t} \rightarrow b\ell\tilde{\nu}$. Figure 5 shows exclusion contours as a function of $m_{\tilde{t}}$ and $m_{\tilde{\chi}_1^+}$,

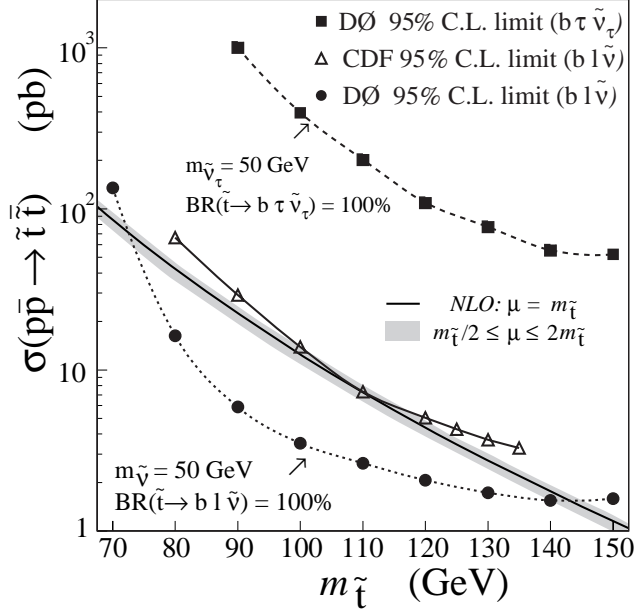


FIG. 2. Cross-section limit as a function of $m_{\tilde{t}}$ for $m_{\tilde{\nu}} = 50$ GeV. The $\tilde{t} \rightarrow b l \tilde{\nu}$ results of this analysis are compared to those of CDF and to the expected NLO cross section for three different choices of factorization scale μ . The renormalization scale is taken to be equal to μ . Also shown is the limit obtained in the $\tilde{t} \rightarrow b \tau \tilde{\nu}_{\tau}$ channel for $m_{\tilde{\nu}_{\tau}} = 50$ GeV.

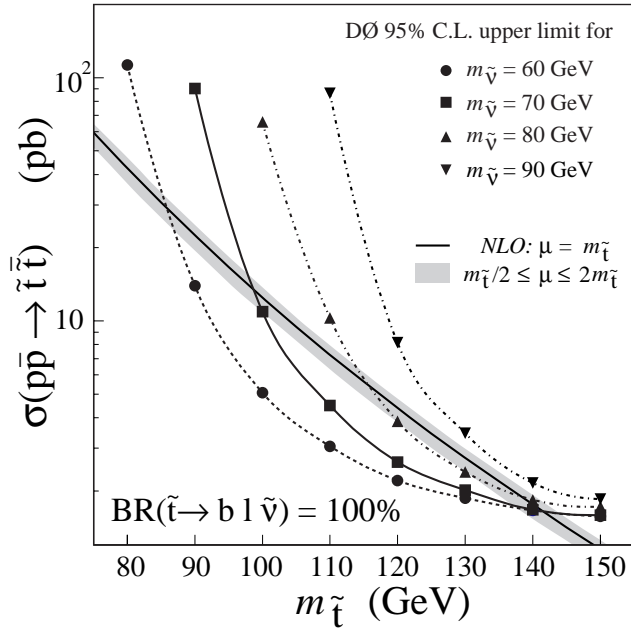


FIG. 3. Limits on the stop pair production cross section as a function of $m_{\tilde{t}}$, for $m_{\tilde{\nu}} = 60, 70, 80$ and 90 GeV. These limits are compared to the expected NLO cross section for three different choices of factorization scale μ .

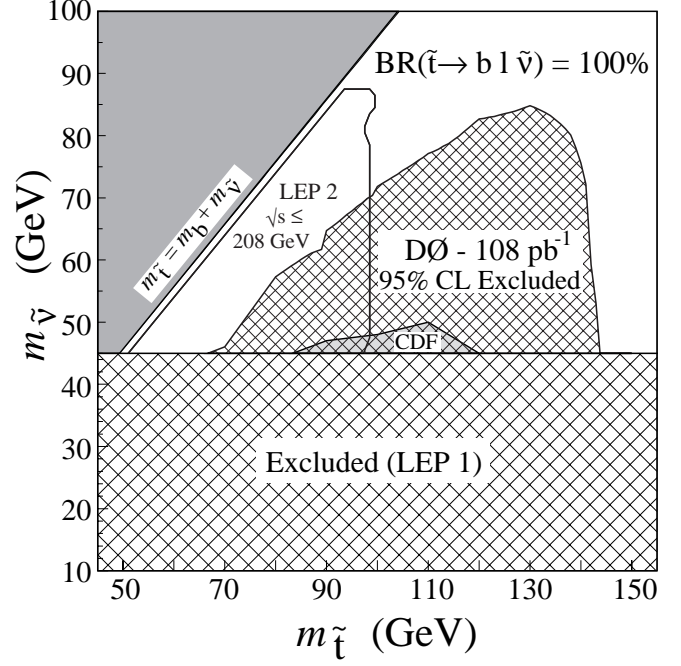


FIG. 4. Excluded regions in the $(m_{\tilde{t}}, m_{\tilde{\nu}})$ plane for the $\tilde{t} \rightarrow b l \tilde{\nu}$ decay channel in the MSSM. The results of this analysis (labelled D\O 108 pb^{-1}) are compared to the exclusion limits obtained in the $\tilde{t} \rightarrow b l \tilde{\nu}$ decay channel at the Tevatron (CDF), and at LEP 2. Also shown is the sneutrino mass limit obtained at LEP 1.

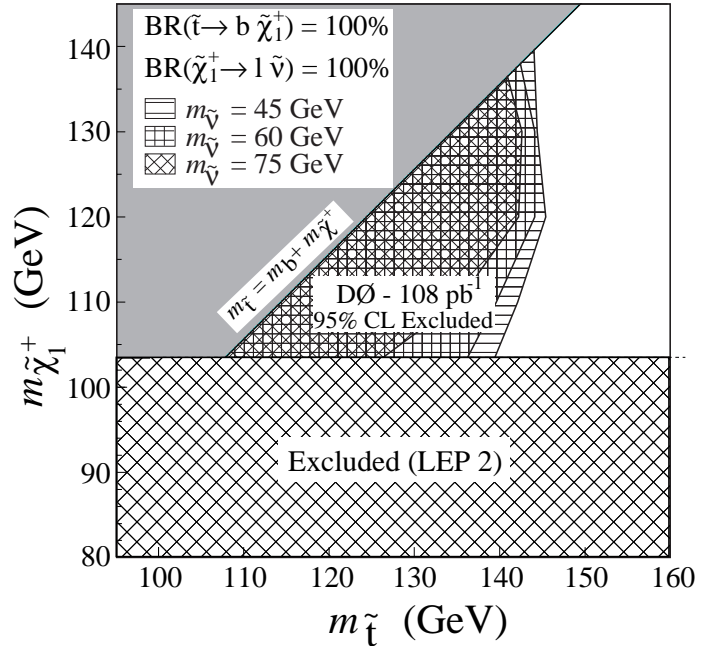


FIG. 5. Excluded regions in the $(m_{\tilde{t}}, m_{\tilde{\chi}_1^+})$ plane for the $\tilde{t} \rightarrow b \tilde{\chi}_1^+$ decay channel in the MSSM, for $m_{\tilde{\nu}} = 45, 60$ and 75 GeV. These results are compared to the exclusion limit obtained at LEP 2.

assuming $m_{\tilde{\nu}} = 45, 60$ or 75 GeV. They are compared to the exclusion limit obtained at LEP 2 assuming unification of the gaugino masses and decay of the chargino via a W^* [11].

In conclusion, our analysis that assumes the $\tilde{\nu}$ to be the LSP places new limits on the stop mass. Assuming lepton universality and a virtual intermediary chargino, the excluded region at 95% C.L. extends up to a scalar top mass of 144 (130) GeV for $m_{\tilde{\nu}} = 45$ (85) GeV.

We thank the staffs at Fermilab and collaborating institutions, and acknowledge support from the Department of Energy and National Science Foundation (USA), Commissariat à l'Énergie Atomique and CNRS/Institut National de Physique Nucléaire et de Physique des Particules (France), Ministry for Science and Technology and Ministry for Atomic Energy (Russia), CAPES and CNPq (Brazil), Departments of Atomic Energy and Science and Education (India), Colciencias (Colombia), CONACyT (Mexico), Ministry of Education and KOSEF (Korea), CONICET and UBACyT (Argentina), The Foundation for Fundamental Research on Matter (The Netherlands), PPARC (United Kingdom), Ministry of Education (Czech Republic), and the A.P. Sloan Foundation.

C **15**, 1 (2000), and 2001 off-year partial update for the 2002 edition), <http://pdg.lbl.gov/>.

- [10] W. Porod, Phys. Rev. D **59**, 095009 (1999).
- [11] LEP SUSY Working Group, ALEPH, DELPHI, L3 and OPAL Collaborations, LEPSUSYWG/01-03.1 (2001), <http://lepsusy.web.cern.ch/lepsusy/>.
- [12] DØ Collaboration, S. Abachi *et al.*, Nucl. Instr. and Methods **A338**, 185 (1994).
- [13] DØ Collaboration, S. Abachi *et al.*, Phys. Rev. Lett. **79**, 1203 (1997).
- [14] DØ Collaboration, S. Abachi *et al.*, Phys. Rev. D **52**, 4877 (1995).
- [15] T. Sjostrand, Comp. Phys. Commun. **89**, 74 (1994); S. Mrenna, Comp. Phys. Commun. **101**, 232 (1997).
- [16] R. Brock *et al.*, Rev. Mod. Phys. **67**, 157 (1995).
- [17] A. Pukhov *et al.*, hep-ph/9908288.
- [18] W. Beenakker *et al.*, Nucl. Phys. **B515**, 3 (1998)
- [19] B. Olivier, Ph. D. Thesis, University of Paris VI (2001) (unpublished).
- [20] I. Bertram *et al.*, Fermilab-TM-2104 (2000).
- [21] W. Porod and T. Woehrmann, Phys. Rev. D **55**, 2907 (1997); A. Datta, M. Guchait and K. K. Jeong, Int. J. Mod. Phys. A **14**, 2239 (1999); A. Djouadi and Y. Mambrini, Phys. Rev. D **63**, 115005 (2001).
- [22] LEP SUSY Working Group, ALEPH, DELPHI, L3 and OPAL Collaborations, LEPSUSYWG/01-02.1 (2001), <http://lepsusy.web.cern.ch/lepsusy/>.

* Visitor from University of Zurich, Zurich, Switzerland.

- [1] Y. Golfand and E. Likhman, JETP Lett. **13**, 323 (1971); D. Volkov and V. Akulov, Phys. Lett. B **46**, 109 (1973); J. Wess and B. Zumino, Nucl. Phys. B **70**, 31 (1974); *ibid.* **78**, 1 (1974).
- [2] J. Ellis and S. Rudaz, Phys. Lett. B **128**, 248 (1983); M. Drees and K. Hikasa, Phys. Lett. B **252**, 127 (1990).
- [3] W. Beenakker, R. Hopker, M. Spira, hep-ph/9611232.
- [4] H. P. Nilles, Phys. Rep. **110**, 1 (1984); H. E. Haber and G. L. Kane, Phys. Rep. **117**, 75 (1985).
- [5] P. Fayet, Phys. Lett. B **69**, 489 (1977); G. R. Farrar and P. Fayet, Phys. Lett. B **76**, 575 (1978).
- [6] DØ Collaboration, S. Abachi *et al.*, Phys. Rev. Lett. **76**, 2222 (1996); DØ Collab., S. Abachi *et al.*, Phys. Rev. D **57** 589 (1998); CDF Collab., T. Affolder *et al.*, Phys. Rev. Lett. **84**, 5704 (2000); *ibid.* **84**, 5273 (2000).
- [7] ALEPH Collaboration, R. Barate *et al.*, Phys. Lett. B **469**, 303 (1999); DELPHI Collab., P. Abreu *et al.*, Phys. Lett. B **496**, 59 (2000); L3 Collab., M. Acciarri *et al.*, Phys. Lett. B **471**, 308 (1999); OPAL Collab., G. Abbiendi *et al.*, Phys. Lett. B **456**, 95 (1999).
- [8] CDF Collaboration, T. Affolder *et al.*, Phys. Rev. Lett. **84**, 5273 (2000).
- [9] Particle Data Group, D. E. Groom *et al.*, Eur. Phys. J.