

Search for B Decays into $K^0 \bar{K}^0$

The *BABAR* Collaboration

April 26, 2004

Abstract

We present preliminary results of a search for $B^0 \rightarrow K^0 \bar{K}^0$ decays in the $K_S^0 K_S^0$ final state using a sample of approximately 23 million $B\bar{B}$ pairs collected by the *BABAR* detector at the PEP-II asymmetric B Factory at SLAC. We find no evidence for a signal and set an upper limit on the branching fraction of 7.3×10^{-6} at the 90% confidence level.

Submitted to the 9th International Symposium on Heavy Flavor Physics,
9/10—9/13/2001, Pasadena, CA, USA

Stanford Linear Accelerator Center, Stanford University, Stanford, CA 94309

Work supported in part by Department of Energy contract DE-AC03-76SF00515.

The BABAR Collaboration,

B. Aubert, D. Boutigny, J.-M. Gaillard, A. Hicheur, Y. Karyotakis, J. P. Lees, P. Robbe, V. Tisserand
Laboratoire de Physique des Particules, F-74941 Annecy-le-Vieux, France

A. Palano, A. Pompili
Università di Bari, Dipartimento di Fisica and INFN, I-70126 Bari, Italy

G. P. Chen, J. C. Chen, N. D. Qi, G. Rong, P. Wang, Y. S. Zhu
Institute of High Energy Physics, Beijing 100039, China

G. Eigen, B. Stugu
University of Bergen, Inst. of Physics, N-5007 Bergen, Norway

G. S. Abrams, A. W. Borgland, A. B. Breon, D. N. Brown, J. Button-Shafer, R. N. Cahn, A. R. Clark,
M. S. Gill, A. V. Gritsan, Y. Groysman, R. G. Jacobsen, R. W. Kadel, J. Kadyk, L. T. Kerth,
Yu. G. Kolomensky, J. F. Kral, C. LeClerc, M. E. Levi, G. Lynch, P. J. Oddone, A. Perazzo, M. Pripstein,
N. A. Roe, A. Romosan, M. T. Ronan, V. G. Shelkov, A. V. Telnov, W. A. Wenzel
Lawrence Berkeley National Laboratory and University of California, Berkeley, CA 94720, USA

P. G. Bright-Thomas, T. J. Harrison, C. M. Hawkes, D. J. Knowles, S. W. O'Neale, R. C. Penny,
A. T. Watson, N. K. Watson
University of Birmingham, Birmingham, B15 2TT, United Kingdom

T. Deppermann, K. Goetzen, H. Koch, M. Kunze, B. Lewandowski, K. Peters, H. Schmuecker, M. Steinke
Ruhr Universität Bochum, Institut für Experimentalphysik 1, D-44780 Bochum, Germany

J. C. Andress, N. R. Barlow, W. Bhimji, N. Chevalier, P. J. Clark, W. N. Cottingham, N. De Groot,¹
N. Dyce, B. Foster, J. D. McFall, D. Wallom, F. F. Wilson
University of Bristol, Bristol BS8 1TL, United Kingdom

K. Abe, C. Hearty, T. S. Mattison, J. A. McKenna, D. Thiessen
University of British Columbia, Vancouver, BC, Canada V6T 1Z1

S. Jolly, A. K. McKemey, J. Tinslay
Brunel University, Uxbridge, Middlesex UB8 3PH, United Kingdom

V. E. Blinov, A. D. Bukin, D. A. Bukin, A. R. Buzykaev, V. B. Golubev, V. N. Ivanchenko, A. A. Korol,
E. A. Kravchenko, A. P. Onuchin, A. A. Salnikov, S. I. Serednyakov, Yu. I. Skovpen, V. I. Telnov,
A. N. Yushkov
Budker Institute of Nuclear Physics, Novosibirsk 630090, Russia

D. Best, A. J. Lankford, M. Mandelkern, S. McMahon, D. P. Stoker
University of California at Irvine, Irvine, CA 92697, USA

A. Ahsan, K. Arisaka, C. Buchanan, S. Chun
University of California at Los Angeles, Los Angeles, CA 90024, USA

¹ Also with Rutherford Appleton Laboratory, Chilton, Didcot, Oxon, OX11 0QX, United Kingdom

J. G. Branson, D. B. MacFarlane, S. Prell, Sh. Rahatlou, G. Raven, V. Sharma
University of California at San Diego, La Jolla, CA 92093, USA

C. Campagnari, B. Dahmes, P. A. Hart, N. Kuznetsova, S. L. Levy, O. Long, A. Lu, J. D. Richman,
W. Verkerke, M. Witherell, S. Yellin
University of California at Santa Barbara, Santa Barbara, CA 93106, USA

J. Beringer, D. E. Dorfan, A. M. Eisner, A. A. Grillo, M. Grothe, C. A. Heusch, R. P. Johnson,
W. S. Lockman, T. Pulliam, H. Sadrozinski, T. Schalk, R. E. Schmitz, B. A. Schumm, A. Seiden, M. Turri,
W. Walkowiak, D. C. Williams, M. G. Wilson
University of California at Santa Cruz, Institute for Particle Physics, Santa Cruz, CA 95064, USA

E. Chen, G. P. Dubois-Felsmann, A. Dvoretzkii, D. G. Hitlin, S. Metzler, J. Oyang, F. C. Porter, A. Ryd,
A. Samuel, M. Weaver, S. Yang, R. Y. Zhu
California Institute of Technology, Pasadena, CA 91125, USA

S. Devmal, T. L. Geld, S. Jayatilleke, G. Mancinelli, B. T. Meadows, M. D. Sokoloff
University of Cincinnati, Cincinnati, OH 45221, USA

T. Barillari, P. Bloom, M. O. Dima, S. Fahey, W. T. Ford, D. R. Johnson, U. Nauenberg, A. Olivas,
P. Rankin, J. Roy, S. Sen, J. G. Smith, W. C. van Hoek, D. L. Wagner
University of Colorado, Boulder, CO 80309, USA

J. Blouw, J. L. Harton, M. Krishnamurthy, A. Soffer, W. H. Toki, R. J. Wilson, J. Zhang
Colorado State University, Fort Collins, CO 80523, USA

R. Aleksan, G. De Domenico, A. de Lesquen, S. Emery, A. Gaidot, S. F. Ganzhur, P.-F. Giraud, G. Hamel
de Monchenault, W. Kozanecki, M. Langer, G. W. London, B. Mayer, B. Serfass, G. Vasseur, Ch. Yèche,
M. Zito
DAPNIA, Commissariat à l'Energie Atomique/Saclay, F-91191 Gif-sur-Yvette, France

T. Brandt, J. Brose, T. Colberg, M. Dickopp, R. S. Dubitzky, A. Hauke, E. Maly, R. Müller-Pfefferkorn,
S. Otto, K. R. Schubert, R. Schwierz, B. Spaan, L. Wilden
Technische Universität Dresden, Institut für Kern- und Teilchenphysik, D-01062, Dresden, Germany

D. Bernard, G. R. Bonneaud, F. Brochard, J. Cohen-Tanugi, S. Ferrag, E. Roussot, S. T'Jampens,
Ch. Thiebaux, G. Vasileiadis, M. Verderi
Ecole Polytechnique, F-91128 Palaiseau, France

A. Anjomshoaa, R. Bernet, A. Khan, D. Lavin, F. Muheim, S. Playfer, J. E. Swain
University of Edinburgh, Edinburgh EH9 3JZ, United Kingdom

M. Falbo
Elon University, Elon University, NC 27244-2010, USA

C. Borean, C. Bozzi, S. Dittongo, L. Piemontese
Università di Ferrara, Dipartimento di Fisica and INFN, I-44100 Ferrara, Italy

E. Treadwell
Florida A&M University, Tallahassee, FL 32307, USA

F. Anulli,² R. Baldini-Ferrolì, A. Calcaterra, R. de Sangro, D. Falciari, G. Finocchiaro, P. Patteri,
I. M. Peruzzi,³ M. Piccolo, Y. Xie, A. Zallo

Laboratori Nazionali di Frascati dell'INFN, I-00044 Frascati, Italy

S. Bagnasco, A. Buzzo, R. Contri, G. Crosetti, M. Lo Vetere, M. Macri, M. R. Monge, S. Passaggio,
F. C. Pastore, C. Patrignani, M. G. Pia, E. Robutti, A. Santroni, S. Tosi

Università di Genova, Dipartimento di Fisica and INFN, I-16146 Genova, Italy

M. Morii

Harvard University, Cambridge, MA 02138, USA

R. Bartoldus, R. Hamilton, U. Mallik

University of Iowa, Iowa City, IA 52242, USA

J. Cochran, H. B. Crawley, P.-A. Fischer, J. Lamsa, W. T. Meyer, E. I. Rosenberg

Iowa State University, Ames, IA 50011-3160, USA

G. Grosdidier, C. Hast, A. Höcker, H. M. Lacker, S. Laplace, V. Lepeltier, A. M. Lutz, S. Plaszczynski,
M. H. Schune, S. Trincaz-Duvoid, G. Wormser

Laboratoire de l'Accélérateur Linéaire, F-91898 Orsay, France

R. M. Bionta, V. Brigljević, D. J. Lange, M. Mugge, K. van Bibber, D. M. Wright

Lawrence Livermore National Laboratory, Livermore, CA 94550, USA

M. Carroll, J. R. Fry, E. Gabathuler, R. Gamet, M. George, M. Kay, D. J. Payne, R. J. Sloane,
C. Touramanis

University of Liverpool, Liverpool L69 3BX, United Kingdom

M. L. Aspinwall, D. A. Bowerman, P. D. Dauncey, U. Egede, I. Eschrich, N. J. W. Gunawardane,
J. A. Nash, P. Sanders, D. Smith

University of London, Imperial College, London, SW7 2BW, United Kingdom

D. E. Azzopardi, J. J. Back, P. Dixon, P. F. Harrison, R. J. L. Potter, H. W. Shorthouse, P. Strother,
P. B. Vidal, M. I. Williams

Queen Mary, University of London, E1 4NS, United Kingdom

G. Cowan, S. George, M. G. Green, A. Kurup, C. E. Marker, P. McGrath, T. R. McMahon, S. Ricciardi,
F. Salvatore, I. Scott, G. Vaitsas

University of London, Royal Holloway and Bedford New College, Egham, Surrey TW20 0EX, United Kingdom

D. Brown, C. L. Davis

University of Louisville, Louisville, KY 40292, USA

J. Allison, R. J. Barlow, J. T. Boyd, A. C. Forti, J. Fullwood, F. Jackson, G. D. Lafferty, N. Savvas,
E. T. Simopoulos, J. H. Weatherall

University of Manchester, Manchester M13 9PL, United Kingdom

² Also with Università di Perugia, I-06100 Perugia, Italy

³ Also with Università di Perugia, I-06100 Perugia, Italy

A. Farbin, A. Jawahery, V. Lillard, J. Olsen, D. A. Roberts, J. R. Schieck
University of Maryland, College Park, MD 20742, USA

G. Blaylock, C. Dallapiccola, K. T. Flood, S. S. Hertzbach, R. Kofler, V. G. Koptchev, T. B. Moore,
H. Staengle, S. Willocq
University of Massachusetts, Amherst, MA 01003, USA

B. Brau, R. Cowan, G. Sciolla, F. Taylor, R. K. Yamamoto
Massachusetts Institute of Technology, Laboratory for Nuclear Science, Cambridge, MA 02139, USA

M. Milek, P. M. Patel
McGill University, Montréal, QC, Canada H3A 2T8

F. Palombo
Università di Milano, Dipartimento di Fisica and INFN, I-20133 Milano, Italy

J. M. Bauer, L. Cremaldi, V. Eschenburg, R. Kroeger, J. Reidy, D. A. Sanders, D. J. Summers
University of Mississippi, University, MS 38677, USA

J. P. Martin, J. Y. Nief, R. Seitz, P. Taras, V. Zacek
Université de Montréal, Laboratoire René J. A. Lévesque, Montréal, QC, Canada H3C 3J7

H. Nicholson, C. S. Sutton
Mount Holyoke College, South Hadley, MA 01075, USA

N. Cavallo,⁴ G. De Nardo, F. Fabozzi, C. Gatto, L. Lista, P. Paolucci, D. Piccolo, C. Sciacca
Università di Napoli Federico II, Dipartimento di Scienze Fisiche and INFN, I-80126, Napoli, Italy

J. M. LoSecco
University of Notre Dame, Notre Dame, IN 46556, USA

J. R. G. Alsmiller, T. A. Gabriel, T. Handler
Oak Ridge National Laboratory, Oak Ridge, TN 37831, USA

J. Brau, R. Frey, M. Iwasaki, N. B. Sinev, D. Strom
University of Oregon, Eugene, OR 97403, USA

F. Colecchia, F. Dal Corso, A. Dorigo, F. Galeazzi, M. Margoni, G. Michelon, M. Morandin, M. Posocco,
M. Rotondo, F. Simonetto, R. Stroili, E. Torassa, C. Voci
Università di Padova, Dipartimento di Fisica and INFN, I-35131 Padova, Italy

M. Benayoun, H. Briand, J. Chauveau, P. David, Ch. de la Vaissière, L. Del Buono, O. Hamon, F. Le
Diberder, Ph. Leruste, J. OCARIZ, L. Roos, J. Stark, S. Versillé
Universités Paris VI et VII, Lab de Physique Nucléaire H. E., F-75252 Paris, France

P. F. Manfredi, V. Re, V. Speziali
Università di Pavia, Dipartimento di Elettronica and INFN, I-27100 Pavia, Italy

⁴ Also with Università della Basilicata, I-85100 Potenza, Italy

E. D. Frank, L. Gladney, Q. H. Guo, J. Panetta

University of Pennsylvania, Philadelphia, PA 19104, USA

C. Angelini, G. Batignani, S. Bettarini, M. Bondioli, M. Carpinelli, F. Forti, M. A. Giorgi, A. Lusiani,
F. Martinez-Vidal, M. Morganti, N. Neri, E. Paoloni, M. Rama, G. Rizzo, F. Sandrelli, G. Simi,
G. Triggiani, J. Walsh

Università di Pisa, Scuola Normale Superiore and INFN, I-56010 Pisa, Italy

M. Haire, D. Judd, K. Paick, L. Turnbull, D. E. Wagoner

Prairie View A&M University, Prairie View, TX 77446, USA

J. Albert, P. Elmer, C. Lu, K. T. McDonald, V. Miftakov, S. F. Schaffner, A. J. S. Smith, A. Tumanov,
E. W. Varnes

Princeton University, Princeton, NJ 08544, USA

G. Cavoto, D. del Re, R. Faccini,⁵ F. Ferrarotto, F. Ferroni, E. Lamanna, E. Leonardi, M. A. Mazzoni,
S. Morganti, G. Piredda, F. Safai Tehrani, M. Serra, C. Voena

Università di Roma La Sapienza, Dipartimento di Fisica and INFN, I-00185 Roma, Italy

S. Christ, R. Waldi

Universität Rostock, D-18051 Rostock, Germany

T. Adye, B. Franek, N. I. Geddes, G. P. Gopal, S. M. Xella

Rutherford Appleton Laboratory, Chilton, Didcot, Oxon, OX11 0QX, United Kingdom

N. Coptý, M. V. Purohit, H. Singh, F. X. Yumiceva

University of South Carolina, Columbia, SC 29208, USA

I. Adam, P. L. Anthony, D. Aston, K. Baird, N. Berger, E. Bloom, A. M. Boyarski, F. Bulos, G. Calderini,
M. R. Convery, D. P. Coupal, D. H. Coward, J. Dorfan, W. Dunwoodie, R. C. Field, T. Glanzman,
G. L. Godfrey, S. J. Gowdy, P. Grosso, T. Haas, T. Himel, T. Hryn'ova, M. E. Huffer, W. R. Innes,
C. P. Jessop, M. H. Kelsey, P. Kim, M. L. Kocian, U. Langenegger, D. W. G. S. Leith, S. Luitz, V. Luth,
H. L. Lynch, H. Marsiske, S. Menke, R. Messner, K. C. Moffeit, R. Mount, D. R. Muller, C. P. O'Grady,
V. E. Ozcan, M. Perl, S. Petrak, H. Quinn, B. N. Ratcliff, S. H. Robertson, L. S. Rochester, A. Roodman,
T. Schietinger, R. H. Schindler, J. Schwiening, V. V. Serbo, A. Snyder, A. Soha, S. M. Spanier, J. Stelzer,
D. Su, M. K. Sullivan, H. A. Tanaka, J. Va'vra, S. R. Wagner, A. J. R. Weinstein, W. J. Wisniewski,
D. H. Wright, C. C. Young

Stanford Linear Accelerator Center, Stanford, CA 94309, USA

P. R. Burchat, C. H. Cheng, D. Kirkby, T. I. Meyer, C. Roat

Stanford University, Stanford, CA 94305-4060, USA

R. Henderson

TRIUMF, Vancouver, BC, Canada V6T 2A3

W. Bugg, H. Cohn, A. W. Weidemann

University of Tennessee, Knoxville, TN 37996, USA

⁵ Also with University of California at San Diego, La Jolla, CA 92093, USA

J. M. Izen, I. Kitayama, X. C. Lou
University of Texas at Dallas, Richardson, TX 75083, USA

F. Bianchi, M. Bona, D. Gamba, A. Smol
Università di Torino, Dipartimento di Fisica Sperimentale and INFN, I-10125 Torino, Italy

L. Bosisio, G. Della Ricca, L. Lanceri, P. Poropat, G. Vuagnin
Università di Trieste, Dipartimento di Fisica and INFN, I-34127 Trieste, Italy

R. S. Panvini
Vanderbilt University, Nashville, TN 37235, USA

C. M. Brown, P. D. Jackson, R. Kowalewski, J. M. Roney
University of Victoria, Victoria, BC, Canada V8W 3P6

H. R. Band, E. Charles, S. Dasu, F. Di Lodovico, A. M. Eichenbaum, H. Hu, J. R. Johnson, R. Liu,
Y. Pan, R. Prepost, I. J. Scott, S. J. Sekula, J. H. von Wimmersperg-Toeller, S. L. Wu, Z. Yu
University of Wisconsin, Madison, WI 53706, USA

T. M. B. Kordich, H. Neal
Yale University, New Haven, CT 06511, USA

1 Introduction

The study of B meson decays into charmless hadronic final states plays an important role in the understanding of CP violation in the B system. Measurements of rates and CP -violating asymmetries for B decays into charmless two-body final states provide information on the angles α and γ of the Unitarity Triangle. However, in contrast to the theoretically clean determination of the angle β in B decays to charmonium final states [1], the extraction of CP -violation parameters in charmless decays is complicated by hadronic uncertainties that are difficult to calculate from first principles. Accurate branching fraction measurements provide critical tests of theoretical models that are needed to obtain reliable information on α and γ .

The *BABAR* collaboration has recently published [2] measurements of the branching fractions for B meson decays to the charmless hadronic final states $\pi^+\pi^-$, $K^+\pi^-$, $K^+\pi^0$, $K^0\pi^+$ and $K^0\pi^0$, upper limits on the decays to $\pi^+\pi^0$ and K^0K^+ and the results of a search for charge asymmetries in the modes $B^0 \rightarrow K^+\pi^-$, $B^+ \rightarrow K^+\pi^0$ and $B^+ \rightarrow K^0\pi^+$.¹ In this paper we report preliminary results of a search for $B^0 \rightarrow K^0\bar{K}^0$ decays through detection of the $K_s^0K_s^0$ final state. Although the decay rate for $B^0 \rightarrow K^0\bar{K}^0$ is expected to be small (10^{-6} – 10^{-7}) in the Standard Model [3], final state rescattering effects can lead to enhancement of the branching fraction and the possibility of large strong phases, with correspondingly large CP -violating charge asymmetries [3, 4]. Such rescattering effects may also have consequences for constraints on γ derived from $B \rightarrow K\pi$ decays [5]. Observation of the $K^0\bar{K}^0$ decay mode would provide important information about the strength of final state rescattering in charmless B decays.

2 Data Sample

The data used in this analysis were collected with the *BABAR* detector at the PEP-II e^+e^- storage ring. The sample corresponds to an integrated luminosity of 20.6fb^{-1} taken near the $\Upsilon(4S)$ resonance (“on-resonance”) and 2.6fb^{-1} taken at a center-of-mass (CM) energy 40 MeV below the $\Upsilon(4S)$ resonance (“off-resonance”), which are used for continuum background studies. The on-resonance sample corresponds to $(22.57 \pm 0.36) \times 10^6$ $B\bar{B}$ pairs. The collider is operated with asymmetric beam energies, producing a boost ($\beta\gamma = 0.56$) of the $\Upsilon(4S)$ along the collision axis. The boost increases the momentum range of two-body B decay products from a narrow distribution centered near $2.6\text{GeV}/c$ to a broad distribution extending from 1.7 to $4.3\text{GeV}/c$.

The *BABAR* detector is described in detail in Ref. [6]. The primary detector element used in this analysis is the tracking system, which consists of a 5-layer, double-sided, silicon vertex detector and a 40-layer drift chamber filled with a gas mixture of helium (80%) and isobutane (20%). Both tracking detectors operate within a 1.5 T superconducting solenoidal magnet.

3 Event Selection and K_s^0 Reconstruction

Hadronic events are selected based on track multiplicity and event topology. Backgrounds from non-hadronic events are reduced by requiring the ratio of Fox-Wolfram moments H_2/H_0 [7] to be less than 0.95 and the sphericity [8] of the event to be greater than 0.01.

Candidate K_s^0 mesons are reconstructed in the $\pi^+\pi^-$ final state from pairs of oppositely charged tracks that form a well-measured vertex and have an invariant mass within $11.2\text{MeV}/c^2$ (3.5σ) of

¹Charge conjugate modes are assumed throughout this paper.

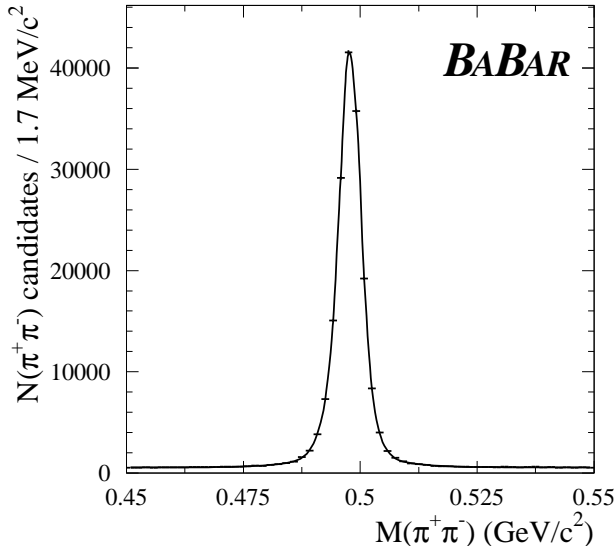


Figure 1: Invariant mass of $\pi^+\pi^-$ pairs in the inclusive K_S^0 sample selected with requirements on the angle between the flight direction and momentum of the K_S^0 , and on the transverse momenta of the decay products relative to the K_S^0 momentum.

the nominal K_S^0 mass [9]. The measured proper decay time of the K_S^0 candidate is required to exceed 5 times its error. Figure 1 shows the invariant mass distribution of an inclusive sample of high momentum ($> 1 \text{ GeV}/c$) K_S^0 candidates.

4 B Reconstruction and Background Rejection

B meson candidates are reconstructed by combining pairs of K_S^0 candidates. The kinematic constraints provided by the $\Upsilon(4S)$ initial state and relatively precise knowledge of the beam energies are exploited to efficiently identify B candidates. We define a beam-energy substituted mass $m_{\text{ES}} = \sqrt{E_b^2 - \mathbf{p}_B^2}$, where $E_b = (s/2 + \mathbf{p}_i \cdot \mathbf{p}_B)/E_i$, \sqrt{s} and E_i are the total energies of the e^+e^- system in the CM and lab frames, respectively, and \mathbf{p}_i and \mathbf{p}_B are the momentum vectors in the lab frame of the e^+e^- system and the B candidate, respectively. The m_{ES} resolution for B decays into all-charged final states is dominated by the beam energy spread and is determined to be $2.6 \pm 0.1 \text{ MeV}/c^2$ from a Gaussian fit to a large sample of fully reconstructed B decays. Candidates are selected in the range $5.2 < m_{\text{ES}} < 5.3 \text{ GeV}/c^2$. A sideband region is defined as $5.2 < m_{\text{ES}} < 5.26 \text{ GeV}/c^2$.

We define an additional kinematic parameter ΔE as the difference between the energy of the B candidate and half the energy of the e^+e^- system, computed in the CM system. The ΔE distribution for signal events is a Gaussian centered near zero. The resolution on ΔE is estimated to be $21 \pm 5 \text{ MeV}$ based on Monte Carlo simulated $B^0 \rightarrow K_S^0 K_S^0$ decays and the observed difference in widths between a control sample of fully reconstructed B decays in data and in Monte Carlo simulation. We require $|\Delta E| < 0.1 \text{ GeV}$. A sideband region is defined as $0.1 < |\Delta E| < 0.3 \text{ GeV}$.

Detailed Monte Carlo simulation, off-resonance data, and events in on-resonance sideband re-

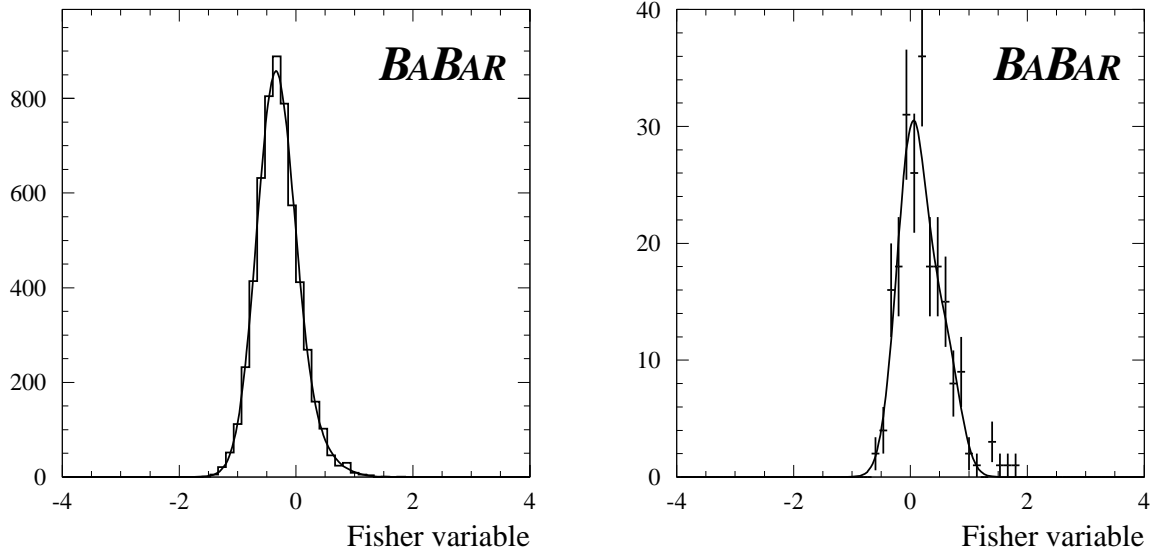


Figure 2: Distributions of Fisher discriminant output for Monte Carlo simulated $B^0 \rightarrow K_S^0 K_S^0$ decays (left) and events in the on-resonance m_{ES} sideband data (right).

gions are used to study backgrounds. The contribution due to other B meson decays, both from $b \rightarrow c$ and charmless decays, is found to be negligible from a detailed Monte Carlo study. The dominant source of background is from random combinations of true K_S^0 mesons produced in the $e^+e^- \rightarrow q\bar{q}$ continuum events (where $q = u, d, s,$ or c). In the CM frame this background typically exhibits a two-jet structure, in contrast to the isotropic decay of $B\bar{B}$ pairs produced in $\Upsilon(4S)$ decays. We exploit the topology difference between signal and background by making use of two event-shape quantities.

The first variable is the angle θ_S between the sphericity axes of the B candidate and of the remaining tracks and photons in the event. The distribution of $|\cos\theta_S|$ in the CM frame is strongly peaked near 1 for continuum events and is approximately uniform for $B\bar{B}$ events. We require $|\cos\theta_S| < 0.9$, which rejects 66% of the background remaining at this stage of the analysis.

The second quantity is a Fisher discriminant \mathcal{F} constructed from the scalar sum of the CM momenta of all tracks and photons (excluding the B candidate decay products) flowing into nine concentric cones centered on the thrust axis of the B candidate. Each cone subtends an angle of 10° and is folded to combine the forward and backward intervals. Monte Carlo samples are used to obtain the values of the Fisher coefficients, which are determined by maximizing the statistical separation between signal and background events. Figure 2 shows distributions of \mathcal{F} for Monte Carlo simulated $B^0 \rightarrow K_S^0 K_S^0$ decays and background events in the m_{ES} sideband region. No cut is applied on \mathcal{F} , instead the distributions for signal and background events are included in a maximum likelihood as described in the next section.

A total of 286 candidates in the Run1 on-resonance data satisfy our selection criteria ($|\cos\theta_S| < 0.9$, $5.2 < m_{ES} < 5.3 \text{ GeV}/c^2$ and $|\Delta E| < 0.1 \text{ GeV}$) and enter the maximum likelihood fit. The total selection efficiency is $(36.6 \pm 4.6)\%$, where the error is dominated by uncertainty on the K_S^0 reconstruction efficiency (6% relative error per K_S^0).

5 Signal Extraction

Signal and background yields are determined from an unbinned maximum likelihood fit using m_{ES} , ΔE and \mathcal{F} . The likelihood is defined as

$$\mathcal{L} = e^{-(N_S+N_B)} \prod_i^N \left(N_S \mathcal{P}_i^S(m_{\text{ES}}, \Delta E, \mathcal{F}) + N_B \mathcal{P}_i^B(m_{\text{ES}}, \Delta E, \mathcal{F}) \right), \quad (1)$$

where N_S and N_B are the fitted number of signal and background events, respectively; N is the total number of events entering the fit; and \mathcal{P}_i is the product of probability density functions (PDFs) for m_{ES} , ΔE , and \mathcal{F} that are assumed to be uncorrelated. The quantity $-2 \ln \mathcal{L}$ is minimized with respect to the fit parameters N_S and N_B .

The parameters for background m_{ES} and ΔE PDFs are determined from events in on-resonance ΔE and m_{ES} sideband regions, respectively. The m_{ES} shape is parameterized by a threshold function [10] $f(m_{\text{ES}}) \propto m_{\text{ES}} \sqrt{1-x^2} \exp[-\xi(1-x^2)]$, where $x = m_{\text{ES}}/m_0$ and m_0 is the average CM beam energy. The background shape in ΔE is parameterized as a second-order polynomial. The signal distributions for m_{ES} and ΔE are described by Gaussians, where the m_{ES} mean and width are determined from a sample of fully reconstructed B decays while the ΔE mean and width are estimated from Monte Carlo simulated $B^0 \rightarrow K_s^0 K_s^0$ decays and scaled according to the observed difference between a control sample of fully reconstructed B decays in data and in Monte Carlo simulation. Events in on-resonance m_{ES} sideband regions and Monte Carlo simulated signal decays are used to parameterize as the sum of two Gaussians the Fisher discriminant PDFs for background and signal. Alternative parameterizations for \mathcal{F} , obtained from off-resonance data (for background) and fully reconstructed B decays (for signal), are used to determine systematic uncertainties.

The fitted number of signal events is $N_S = 3.4_{-2.4}^{+3.4}$, where the error is statistical only. Figure 3 shows the m_{ES} and ΔE distributions for events satisfying the selection criteria and additional requirements on the likelihood ratio $N_S \mathcal{P}_S / (N_S \mathcal{P}_S + N_B \mathcal{P}_B)$, where the probabilities include all variables (m_{ES} , ΔE , \mathcal{F}) except the one being plotted. The likelihood ratio cuts are chosen to minimize the upper limit on the branching fraction, and the curves represent the fit result scaled by the efficiency of the additional requirements. The statistical significance of the signal yield is 1.5, calculated as the square root of the change in $-2 \ln \mathcal{L}$ when the yield is fixed to zero. We conclude there is no evidence for a signal and calculate a 90% confidence level Bayesian upper limit as the value of N_{UL} for which $\int_0^{N_{\text{UL}}} \mathcal{L}_{\text{max}} dN_S / \int_0^\infty \mathcal{L}_{\text{max}} dN_S = 0.90$, where \mathcal{L}_{max} is the likelihood as a function of N_S , maximized with respect to the remaining fit parameter (N_B). The resulting upper limit on the yield is $N_{\text{UL}} = 9$. The fitting procedure has been validated with extensive Monte Carlo studies.

6 Branching Fraction Results

The branching fraction is defined as

$$\mathcal{B}(B^0 \rightarrow K^0 \bar{K}^0) = \frac{1}{\mathcal{B}(K^0 \bar{K}^0 \rightarrow K_s^0 K_s^0) \cdot \mathcal{B}(K_s^0 \rightarrow \pi^+ \pi^-)^2 \epsilon \cdot N_{B\bar{B}}}, \quad (2)$$

ϵ is the total $K_s^0 K_s^0$ selection efficiency, $N_{B\bar{B}} = (22.57 \pm 0.36) \times 10^6$ is the total number of $B\bar{B}$ pairs in the dataset, and $\mathcal{B}(K_s^0 \rightarrow \pi^+ \pi^-) = 0.6861$ [9]. We assume the Standard Model prediction that

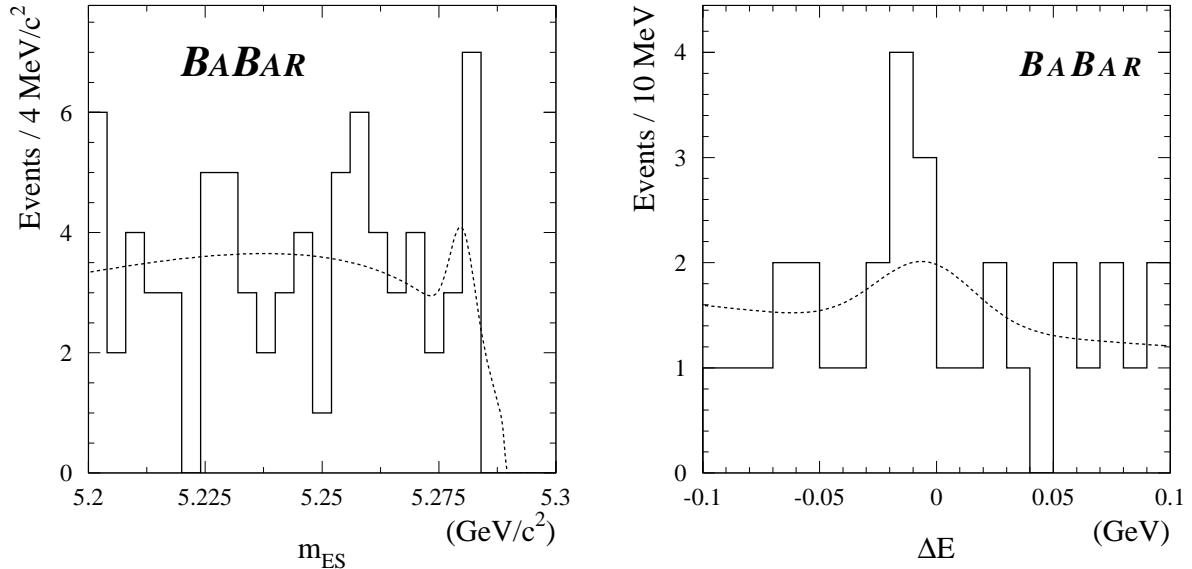


Figure 3: Distributions of m_{ES} (left) and ΔE (right) after additional requirements on likelihood ratios. The curves represent projections of the maximum likelihood fit result.

$B^0 \rightarrow K_s^0 K_s^0$ proceeds through the $K^0 \bar{K}^0$ intermediate state (as opposed to $K^0 K^0$ or $\bar{K}^0 \bar{K}^0$) and use $\mathcal{B}(K^0 \bar{K}^0 \rightarrow K_s^0 K_s^0) = 0.5$.² Implicit in Eq. 2 is the assumption of equal branching fractions for $\Upsilon(4S) \rightarrow B^0 \bar{B}^0$ and $\Upsilon(4S) \rightarrow B^+ B^-$.

Systematic uncertainties on the branching fraction arise primarily from uncertainty on the K_s^0 reconstruction efficiency and uncertainty on N_S due to imperfect knowledge of the PDF shapes. The latter is estimated either by varying the PDF parameters within 1σ of their measured uncertainties or by substituting alternative PDFs from independent control samples. Table 1 summarizes the various sources of systematic error on N_S , where the total error is calculated as the sum in quadrature of the individual uncertainties.

We measure a central value branching fraction of $\mathcal{B}(B^0 \rightarrow K^0 \bar{K}^0) = (1.8_{-1.2}^{+1.8} \pm 1.8) \times 10^{-6}$, where the first error is statistical and the second is systematic. An upper limit is calculated by increasing N_{UL} and decreasing the efficiency by their respective systematic errors. We find $\mathcal{B}(B^0 \rightarrow K^0 \bar{K}^0) < 7.3 \times 10^{-6}$ at the 90% confidence level. This result is a significant improvement over the existing upper limit from the CLEO Collaboration [11], and is approaching the upper range of current theoretical estimates.

7 Acknowledgements

We are grateful for the extraordinary contributions of our PEP-II colleagues in achieving the excellent luminosity and machine conditions that have made this work possible. The collaborating institutions wish to thank SLAC for its support and the kind hospitality extended to them. This work is supported by the US Department of Energy and National Science Foundation, the Natural Sciences and Engineering Research Council (Canada), Institute of High Energy Physics (China),

²Assuming conservation of angular momentum and CPT invariance, the decay $B^0 \rightarrow K^0 \bar{K}^0 \rightarrow K_s^0 K_L^0$ is forbidden.

Table 1: Summary of absolute systematic errors (σ_{N_S}) on the signal yield due to imperfect knowledge of the PDF shapes. The total error is calculated as the sum in quadrature of the individual uncertainties.

Source	σ_{N_S}
m_{ES}	
signal	+0.3 -0.4
background	± 0.4
ΔE	
signal	+0.1 -0.4
background	—
\mathcal{F}	
signal	± 3.2
background	± 1.2
total	± 3.5

the Commissariat à l’Energie Atomique and Institut National de Physique Nucléaire et de Physique des Particules (France), the Bundesministerium für Bildung und Forschung (Germany), the Istituto Nazionale di Fisica Nucleare (Italy), the Research Council of Norway, the Ministry of Science and Technology of the Russian Federation, and the Particle Physics and Astronomy Research Council (United Kingdom). Individuals have received support from the Swiss National Science Foundation, the A. P. Sloan Foundation, the Research Corporation, and the Alexander von Humboldt Foundation.

References

- [1] *BABAR* Collaboration, B. Aubert *et al.*, Phys. Rev. Lett. **87**, 091801 (2001); *BELLE* Collaboration, K. Abe *et al.*, Phys. Rev. Lett. **87**, 091802 (2001); *ALEPH* Collaboration, R. Barate *et al.*, Phys. Lett. B **492**, 259 (2000); *CDF* Collaboration, T. Affolder *et al.*, Phys. Rev. D **61**, 072005 (2000); *OPAL* Collaboration, K. Ackerstaff *et al.*, Eur. Phys. Jour. C **5**, 379 (1998).
- [2] *BABAR* Collaboration, B. Aubert *et al.*, SLAC-PUB-8838, hep-ex/0105061, to appear in Phys. Rev. Lett.
- [3] M. Gronau and L. Rosner, Phys. Rev. D **58**, 113005 (1998); C.H. Chen and H-n Li, Phys. Rev. D **63**, 014003 (2000); D. Du *et al.*, hep-ph/0108141.
- [4] B. Blok, M. Gronau, and J. Rosner, Phys. Rev. Lett. **78**, 3999 (1997); A.J. Buras, R. Fleischer, and T. Mannel, Nucl. Phys. B **533**, 3 (1998); D. Atwood and A. Soni, Phys. Lett. B **466**, 326 (1999); P. Zenczykowski, Phys. Rev. D **63**, 014016 (2000).
- [5] M. Neubert, Phys. Lett. B **424**, 152 (1998); D. Atwood and A. Soni, Phys. Rev. D **58**, 036005 (1998); A.F. Falk, A.L. Kagan, Y. Nir, and A.A. Petrov, Phys. Rev. D **57**, 4290 (1998); R. Fleischer, Eur. Phys. Jour. C **6**, 451 (1999); K. Agashe and N.G. Deshpande, Phys. Lett.

- B **451**, 215 (1999); I. Caprini, L. Micu, and C. Bourrely, Phys. Rev. D **60**, 074016 (1999); M. Gronau and D. Pirjol, Phys. Rev. D **61**, 013005 (1999).
- [6] *BABAR* Collaboration, B. Aubert *et al.*, SLAC-PUB-8569, to appear in Nucl. Instrum. and Methods.
- [7] G.C. Fox and S. Wolfram, Phys. Rev. Lett. **41**, 1581 (1978).
- [8] S.L. Wu, Phys. Rep. **107**, 59 (1984).
- [9] Particle Data Group, D.E. Groom *et al.*, Eur. Phys. J. C **15**, 1 (2000).
- [10] ARGUS Collaboration, H. Albrecht *et al.*, Phys. Lett. **B185**, 218 (1987).
- [11] CLEO Collaboration, R. Godang *et al.*, Phys. Rev. Lett. **80**, 3456 (1997).