

Multi-Megaton Water Cherenkov Detector for a Proton Decay Search — TITAND (former name: TITANIC) —

Y. Suzuki

Kamioka Observatory, ICRR, University of Tokyo
Higashi-Mozumi, Yoshiki-gun, Kamioka-cho Gifu, 506-1205 Japan
(for the TITAND Working Group[1])

October 29, 2018

1 Introduction

The discovery of the neutrino oscillations in 1998 revisited the interest of proton decay search [2]. The existence of the tiny neutrino mass indicates the existence of the large energy scale behind and suggests the connection between the small neutrino mass and proton decay. There are strong indications of the unification scale of $O(10^{16})\text{GeV}$: the running coupling constants with super-symmetric particles merge at this large energy scale. Proton decay directly brings us to this unification scale.

The search for proton decay has been conducted for more than 30 years and currently the most stringent limits are set mostly by the Super-Kamiokande experiment [3]. The limit for $e^+\pi^0$ mode is now 5.3×10^{33} years (for 84kyr), and that for $\bar{\nu}K^+$ mode is 1.9×10^{33} years. The recent theoretical development by lattice QCD suggests that all the predictions on the life time of proton should be shortened from the previous calculations about an order of magnitudes [4] and therefore the search for proton decay may become much more realistic than before.

The current interested region of the proton decay life time is in the range beyond about 10^{35} years for $p \rightarrow e^+\pi^0$ mode and 10^{29-35} yrs for $p \rightarrow K^+\bar{\nu}$ mode [5].

In this report, we will show a detector which can be used to search for proton decay in the lifetime region beyond 10^{35} years. We will briefly review the current experimental status and discuss the sensitivity of the future proton decay detectors, and we specifically present a possibility of a scalable multi-megaton water Cherenkov detector immersed in the shallow water.

2 Current Status of the Proton Decay Life Time Measurements

Most stringent limits for proton decay comes from the Super-Kamiokande experiment, the 50,000tons imaging water Cherenkov detector, located 1000m underground. For the details of the Super-Kamiokande experiment, see references [3]. We explain the current status of the search for the typical decay modes of $p \rightarrow e^+\pi^0$ and $p \rightarrow K^+\bar{\nu}$. The 1289 days of data which corresponds to 79.3kty were used for the searches.

2.1 $p \rightarrow e^+\pi^0$

The event candidates are selected by applying the following selection criteria: 1) there are 2 or 3 Cherenkov Rings; 2) all rings are showering; 3) the reconstructed π^0 mass should be between 85 and 185 MeV/c² for 3 Ring events; 4) there are no electrons from muon decay; 5) proton mass range should be between 800 and 1050 MeV/c²; and 6) the total momentum should be balanced to be less than 250 MeV/c. The efficiency for this selection, 43%, is estimated by the Monte Carlo calculation and the backgrounds from atmospheric neutrino interactions are estimated to be 0.2 events. We found no candidates, and then set the limits on the partial life of 5.0×10^{33} years for $p \rightarrow e^+\pi^0$ (90% C.L.).

2.2 $p \rightarrow K^+\bar{\nu}$

We have adopted three different searches for the $p \rightarrow K^+\bar{\nu}$ mode. Since the momentum of K^+ from the proton decay is less than the Cherenkov threshold, and therefore the K^+ is invisible in the detector. The decay products of K^+ must be detected to identify the decay modes. For the case of $K^+ \rightarrow \mu^+\nu$, the momentum of μ is 236 MeV/c, and there are large backgrounds from atmospheric neutrino interactions producing single visible muon ring.

Additional information may be obtained from the prompt γ -ray emission by the de-excitation of the ¹⁵N after the disappearance of proton in the nuclei by the proton decay. For about 50% of the case, they emit 6.4 MeV γ -rays [6]. The gammas can be identified before the muon event time. No candidate events with the prompt γ -rays were found.

The third method is to look for $K^+ \rightarrow \pi^+\pi^0$ mode. Those π^0 must be reconstructed and the momentum flow of the two gammas may be restricted in the momentum range between 180 and 250 MeV/c, where the expected momentum is 205 MeV/c. The π^+ gives some scattered light opposite to the π^0 direction. The requirement of this scattered lights may separate the signal events from the backgrounds. We found one candidate event where about two backgrounds are expected.

By combining those three methods, we have obtained the limit of $\tau/B(p \rightarrow K^+\bar{\nu}) = 1.6 \times 10^{33}$ years.

3 Sensitivity of the Future Proton Decay Experiment

First we consider the $p \rightarrow e^+\pi^0$ mode. If we simple apply the same selection criteria that Super-Kamiokande is using, 45 background events can be found in the signal box for the 20

Mton·yr of data by the MC simulation. This background rate corresponds to about 2.2 events per Mton·year. Based on this background estimate, the sensitivity of the water Cherenkov detector, a la Super-Kamiokande, is 1×10^{35} years for 10 years of 1 Mton (fiducial) detector and 5×10^{35} years for 10 years of 10 Mton (fiducial) detector (with 90% CL sensitivities).

In the following discussion we assume that we use the same PMTs SK is using, namely 50cm diameter PMTs. For a large detector, we may need to reduce the density of the number of photo-multiplier tubes. We have studied the case for the reduced density of 1/2 and 1/3 of the SK density. The reduction of the detection efficiency for those reduced density is about 70% and 50% for the number density of 1/2 and 1/3, respectively.

The sensitivity of the current analysis, is limited by the level of backgrounds as was seen in the discussion above. An improved analysis is possible by applying a tight cut on the total momentum. The tight 100 MeV/c cut (instead of 250MeV/c) looses efficiency down to 17.4%, but the most of the signal comes from the decay of free protons. Therefore there are no Fermi momentum, no binning energy and no nuclear effect corrections. Then the systematic error of the detection efficiency would become smaller than the previous analysis. The background rate for this tight cut is 3 events per 20 Mton·yr (~ 0.15 events/Mton·yr). The 3σ discovery limit with this tight cut reaches to $\sim 4 \times 10^{35}$ years for 10 years of 10 Mton detector, and $\sim 7 \times 10^{34}$ years for 10 years of 1 Mton detector. UNO and HyperK (with ~ 500 kton fiducial volume) reaches to $\sim 3 \times 10^{34}$ years.

Fig 1. shows the invariant mass distribution for the case of the proton life time is 1×10^{35} . You can clearly see the peak from proton decay. The signal to backgrounds(S/N) is 4 and 1 for 1×10^{35} and 4×10^{35} years life time, respectively. Proton decay searches into the life time longer than 10^{35} years are become possible only by the detector heavier than a few Mega-tons.

Backgrounds for the νK^+ mode has also been estimated. The most effective channel for the search is to look for the prompt γ 's from the nuclear de-excitation of ^{15}N . We expect 6 event per Mega·ton·year from such backgrounds. The background for the single muon search and $\pi^+\pi^0$ search are 2100 and 22 events per Mega·ton·year, respectively.

The K production by the atmospheric neutrinos, expected to be about 1 events per Mega·ton·year, becomes very serious background, which would also give a prompt gamma ray. The life time sensitivity for the proton decay of such mode is shown in Fig. 2.

4 Underground vs Underwater

There are proposals to build a Mega-ton scale underground water Cherenkov detector. The fiducial volumes of those detectors are around 0.5 Mtons. The volume is limited by the maximum size we can build the cavity in the underground with current technology. Underground detectors may also have a difficulty to expand their physical size, after the construction has been completed. The length of the construction (cavity excavation) is another limitations: it is estimated that it takes about 7 years to build such cavities. The cost also one of the limiting factors. Of course, they can be built by a simple application of the current technology, by which we have build Super-Kamiokande.

As was stated in the previous section, the discovery limits of the 1Mt (fiducial volume) detector is 7×10^{34} in ten years. Therefore if one want to reach the lifetime region of 10^{35}

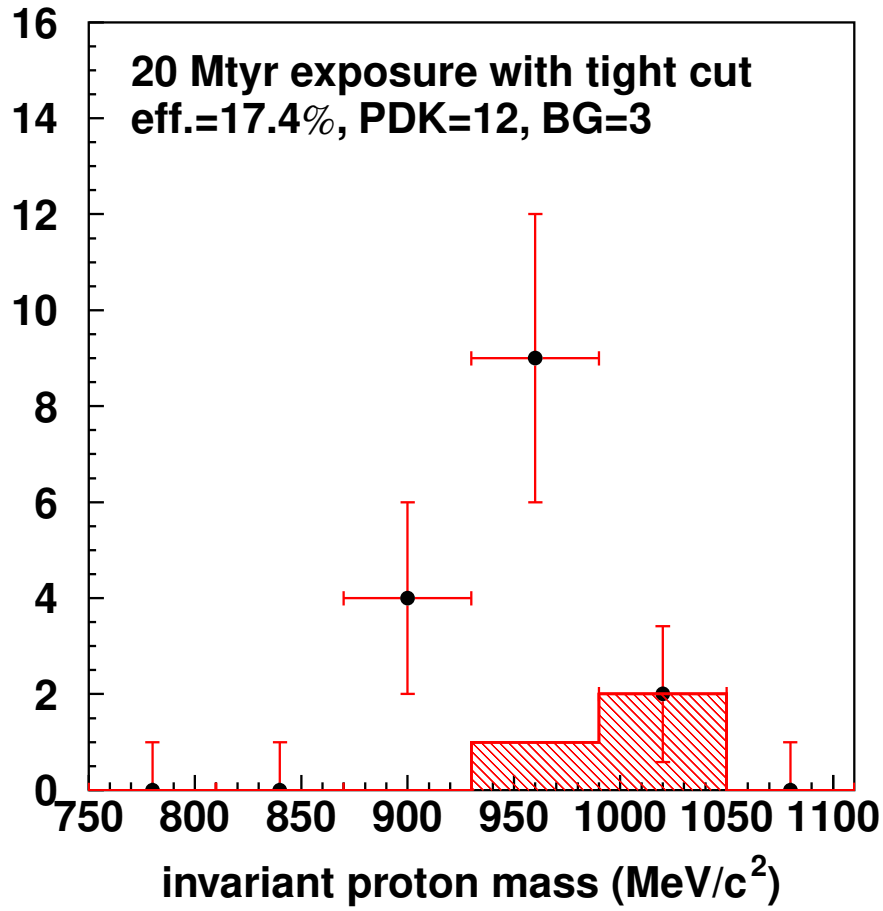


Figure 1: Proton decay peak. The 12 signal events are cleanly seen over the 3 background events from atmospheric neutrino interactions.

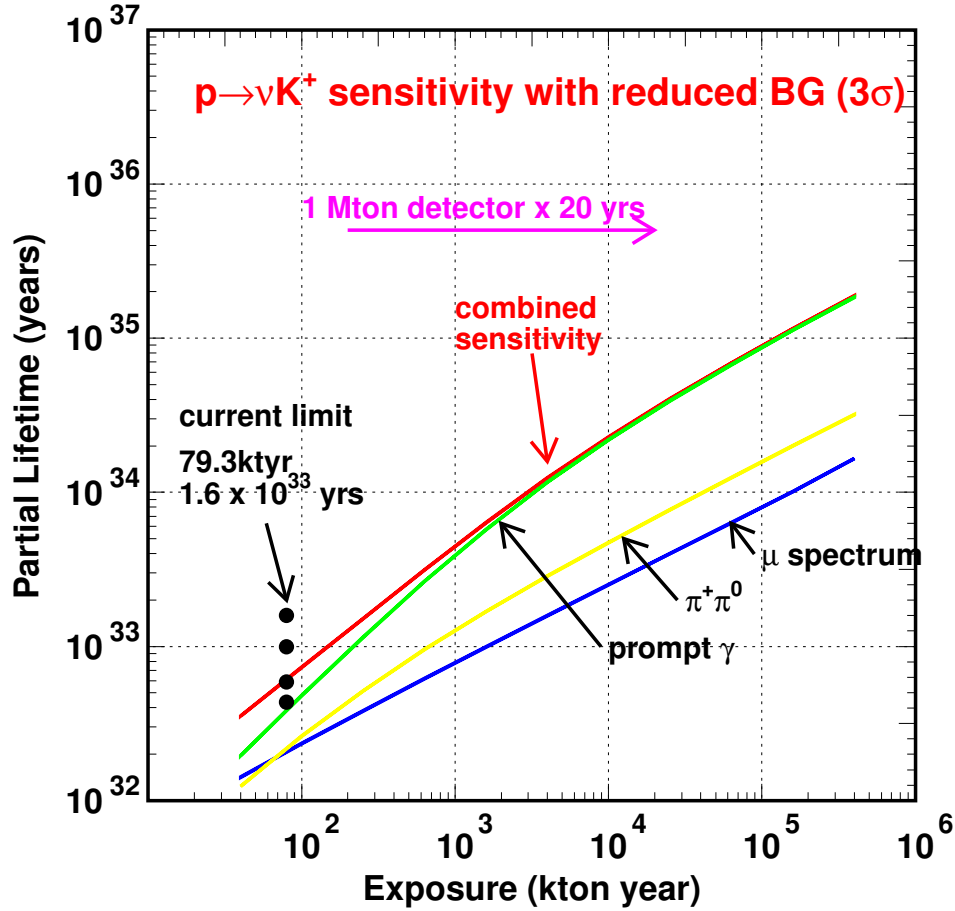


Figure 2: The sensitivity of the $\bar{\nu}K^+$ mode. The most sensitive mode is the single muons from K decay with the ~ 6 MeV prompt γ 's. For a 20 Mtonyr exposures, you can reach to the life time sensitivity of 6×10^{34} years.

years, then we need other approaches.

Here we consider the shallow under water detectors, placed about 100 m under the surface of the water. This 100 m requirement comes from the necessity to reduce the muon rate. Suppose that each muon passing through the detector produces 1 μ sec dead time corresponding to the time for muons passing through the detector, then as shown in Fig. 3, 100 m depth is necessary to keep the dead time to be less than 3%. Such detector has some advantages over underground Mega-ton detectors: it has an expand-ability and it can be built in short construction time of about 2 to 3 years. The construction cost is lower than the underground detectors.

Disadvantage is the followings. In such detector, solar neutrino measurements are not possible due to the numerous cosmic muons producing the spallation backgrounds. For $\bar{\nu}K$ search, we may require the precise time and spatial coincidence to identify the prompt ~ 6 MeV γ -rays over those backgrounds.

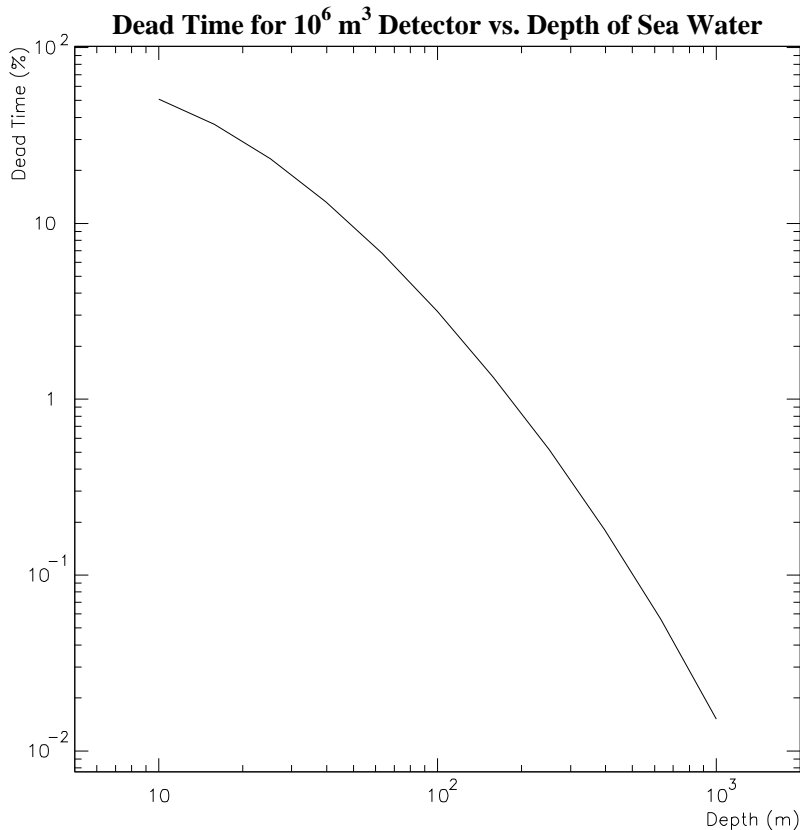


Figure 3: Dead time created by the cosmic ray muons as a function of the depth of the detector. For 1Mton detector, you can deduce the background to be less than 3% if you can go deeper than 100m. We assumed that $1\mu\text{sec}$ dead time is created for each muons passing through the detector.

5 The Multi-Megaton Water Cherenkov Detector—TITAND

The detector called TITAND(Totally Immersible Tank Assaying Nucleon Decay) consists of 4 identical modules with the dimension of 70mx70mx100m (Fig. 5). The detector 140mx140mx100m may be the first phase of TITAND with 2 Mton water inside, and this can be expanded in future. Inside of the detector is covered by PMT modules of 50 cm diameter, arranged every 1m apart, which provide 20% photo-coverage, same as Kamiokande, yet to be a good resolution detector for relatively higher energy event detection. The outer part of the detector layer with 2m thickness on an average acts as a active-shield to identify incoming particles, especially cosmic ray muons. Four modules are put together at the experimental site to make the basic unit. The vessel is a semi-pressure type and hold the pressure differ-

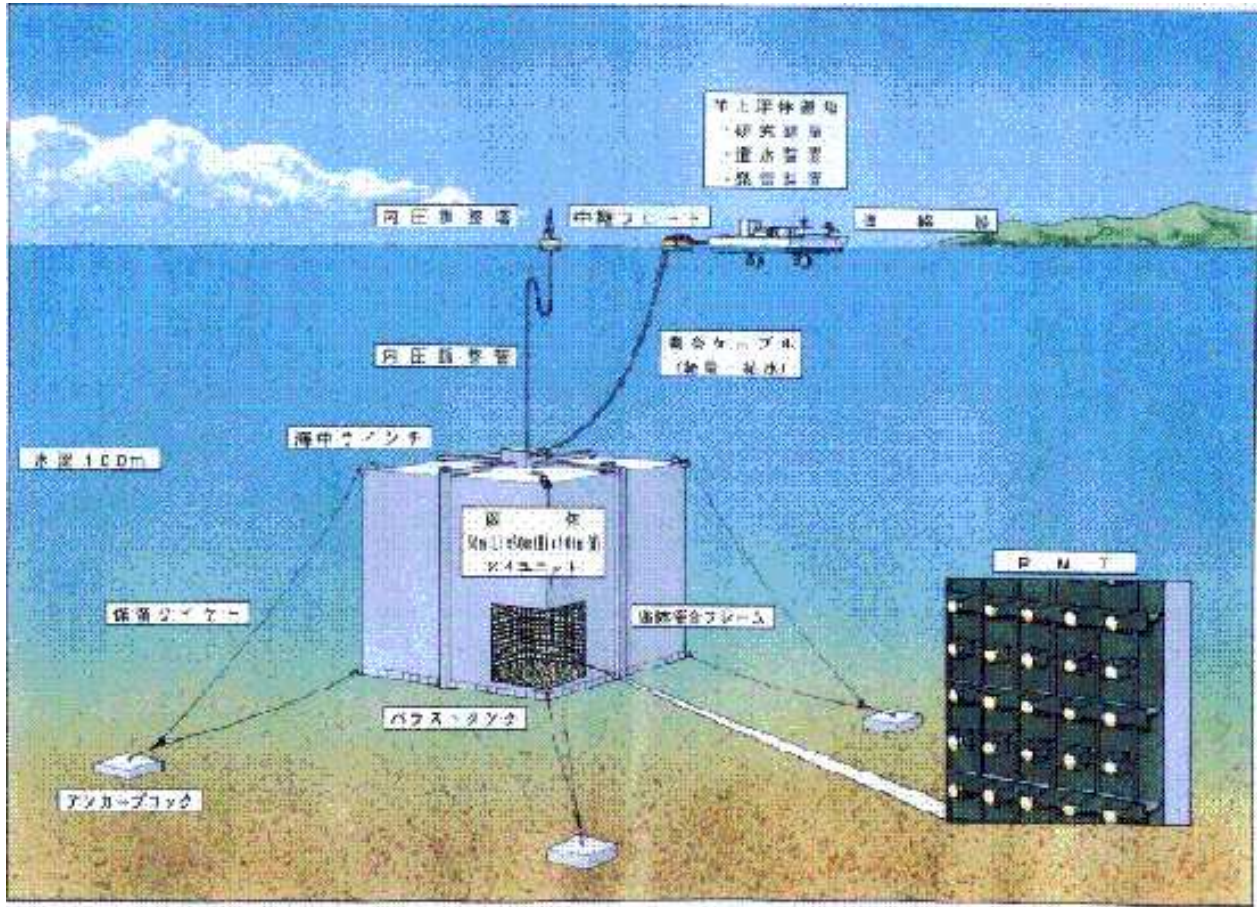


Figure 4: The artist's view of the detector. The unit detector (2 Mton) consists of 4 identical modules assembled at the experimental site. About 60K PMTs are used for 2Mt detector which provides a 20% photo-coverage of the inner surface.

ence upto 20 atmospheric pressure. The frame structure, as shown in Fig. 5, holds the vessel against the outside pressure. The inner water level is kept to be 10 atmospheric pressure at maximum, namely the water level inside is hold at the level of top of the water vessels, not at the sea level. Therefore the PMT does not need to be placed in a pressure container. There is another option to make the water level at the pressure of the sea level. For this option, the vessel can be made thinner material, however, the PMTs must hold against the high pressure, therefore they must be placed in the pressure container. This options are also under considerations.

The detector may not necessarily to be placed at the bottom of the sea. The density difference between the salt water and pure water (3%) is compensated the weight of the steel vessels. Then this detector balances to the buoyancy forces and float at any depth of the sea. Actually the designed detector here have ballast tanks: we can make the detector float; by removing the water from them and we can the detector sink by filling the water in them.

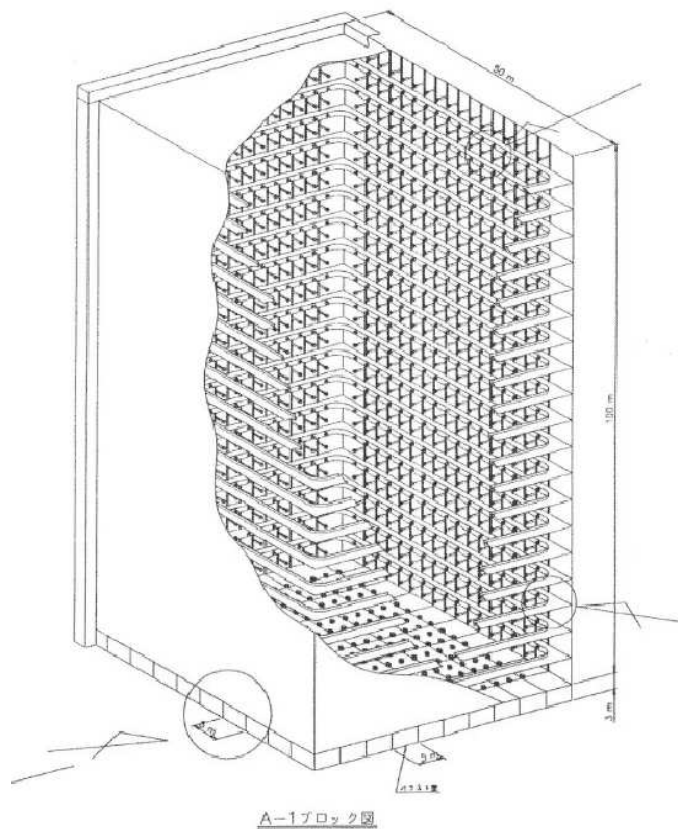


Figure 5: The mechanical structure of the module. The frame structure is also used for mounting PMTs and the container is made as a semi-pressure vessel which hold the pressure difference of about 1MPa.

6 Construction of the Detector

The major construction can be made in the dock on the shore. The maximum size of the dock available in Japan is 80mx80mx400m. Therefore the four 70mx70mx100m modules can be made in the dock at the same time and all the internal structure, including the plumbing, PMT mounting and so on can be done as well. The 4 modules made in the dock are towed by a ship to the experimental site, and start to fill the water made through the water desalinamation system and the water purification system. Those facility will be placed on the floating bulge, on which the generator, water purification system, research facility and dormitory will also be placed. The floating bulge is a sub-merged structure and equipped with the self positioning system and can be kept in the aimed place within an accuracy of 10 m. The ability of the water desalination system is 100 ton per hour and two sets can be used.

Term of the construction is relatively fast. After one or two year of the design stage. The actual construction of the Vessels can be finished in two years. Detector construction time is, therefore limited by the time to make the light sensors. But as usual case, once we have decided to make it, those equipments can be built within a desired time by, for example, making new factories to make the required number of light sensors.

Cost of the detector for the proton decay experiments are crucial, since some may cost more than \$500k for those to be built underground. The construction cost should be substantially reduced. The current estimate of TITAND including all the components is \$250k for 2.0 M ton detector.

7 Other Physics Opportunities

TITAND will be used not only for searching for proton decay, but also used for the observation of neutrino burst from Supernovae, a movable detector as a far detector for neutrino factories.

The signature of the supernova bursts is characterize as a very short pulsed events within 10 to 20 seconds and about half of the events occur within the first 0.5 seconds. Those characteristic signature can be measured relatively easily by TITAND. The sensitive region for the bursts is extended from those of Super-Kamiokande to well cover those happening in Andromeda, 650kpc away from the earth. We expect about 200 events/Mton for an Andromeda supernova. The detector can also detect atmospheric neutrinos and we expect about 100k events per year/Mton.

TITAND is a movable detector and can even go deeper, therefore it is well suited for the far detector for the long baseline neutrino oscillation experiments either by using the super-beam or by neutrino factories. Other type of the detector can be placed as an additional module and can be attached to the proton decay module, therefore the ideal detector can be used for the neutrino oscillation experiments. For example. magnetized ion detector could be added if necessary.

References

References

- [1] The members of the TITAND working group are: Y.Fukuda, Y.Itow, Y.Koshio, M.Miura, M.Moriyama, M.Nakahta, T.Namba, M.Shiozawa, Y.Suzuki, Y.Takeuchi (Kamioka Observatory, ICRR, University of Tokyo), A.Okada (Research Center for Cosmic Neutrinos, ICRR, University of Tokyo), K.Miyano (Niigata University), K.Nishijima (Tokai University), S.B.Kim (Soeul National University), K.Kohri (Yukawa Institute for Theoretical Physics, Kyoto University), W.Koterayama (Research Institute for Applied Mechanics, Kyushu University), H.Honji, Y.Kyotuka (Interdisciplinary Graduate School of Engineering Sciences, Kyushu University), H.Osawa, Y.Washio (JAMSTEC)
- [2] See for example; K.S.Basu, J.C.Pati and F.Wilczek, Nucl. Phys. B566(2000)33; Phys. Lett. B423,337(1998).

- [3] M.Shiozawa et al., Phys. Rev. Lett.,81, 3319(1998); Y.Hayato et al.; Phys. Rev. Lett.,83, 1529(1999).
- [4] S.Aoki et al., Phys. Rev. D62, 014506(2000).
- [5] J.Ellis et al., Phys. Lett. B371, 65(1996); D.Lee et al., Phys. Rev. D51, 229(1995);T.Goto and T.Nihei, hep-ph/9808255; J.Hisano et al., Nucl. Phys. B402, 46(1993).
- [6] H.Ejiri, Phys. Rev. C48, 1442(1993).