

Design and Expected Performance of the BTeV RICH

Steven. R. Blusk
Syracuse University
for the BTeV Collaboration

The BTeV experiment is a b -physics experiment designed to conduct precision tests of the CKM description of CP violation and study rare processes involving bottom and charm hadrons. The experiment will be located in the C0 interaction region at the Fermilab Tevatron, and is intended to begin data-taking around 2007-2008. One of the most important elements of the BTeV spectrometer is the ring-imaging Cerenkov detector (RICH) which is used for particle identification. In this article we describe the BTeV RICH and present its expected performance.

1. Introduction

The BTeV experiment is designed to carry out a comprehensive program of precision measurements of the Cabibbo-Kobayashi-Maskawa (CKM) matrix as they relate to CP violation in the b -quark sector. In addition, the experiment will conduct a wide array of measurements on rare decays in both the bottom and charm quark sector. These measurements will provide perhaps the most stringent tests of the CKM description of CP violation as well as provide complementary probes to the LHC for the presence of physics which is not described by the standard model (“new physics”).

The first indication of a non-zero value for $\sin(2\beta)$ as measured in $B \rightarrow J/\psi K_S$ decays was presented by CDF [1]. The B-factory experiments, BaBar and Belle, which operate on the $\Upsilon(4S)$ have improved significantly on this measurement, and now have unambiguous confirmation of a non-zero value for $\sin(2\beta)$ [2]. Despite their impressive achievements, construction of a dedicated b -physics experiment at a hadron collider holds several key advantages. First, the production cross-section is $\approx 10,000$ times larger at the Tevatron than at the $\Upsilon(4S)$. Secondly, e^+e^- machines operating at the $\Upsilon(4S)$ cannot perform CP violation measurements in the B_s system, whose decays can be used to probe the angles γ and χ . Given these advantages, B-factories operating at the $\Upsilon(4S)$ (at a luminosity of 10^{34} cm^{-2}

s^{-1}) cannot compete with a hadron collider, even on the time scale of 2007.

In $p\bar{p}$ collisions at $\sqrt{s}=2$ TeV, b quark pairs exhibit a high degree of correlation. In particular, when one b quark has large pseudorapidity (η), the other b -quark is also preferentially produced at large η . As a result, both b -quarks are often either both forward, or both backward, with respect to the direction of the proton beam. The advantages of this are two fold. First, at large η , the b -hadron is boosted with $\langle \beta\gamma \rangle \sim 6$, which results in larger decay lengths. These larger decay lengths aid in separating the b -daughter particles from those in the interaction vertex. Not only does this improve the overall detection efficiency, but it allows BTeV to trigger on b -hadron decays at the lowest level of the trigger.

Unlike CDF [3] and D0 [4] which are central detectors, BTeV [5] is a forward detector optimized for B physics. The detector consists of an array of 31 pixel modules inside a dipole magnet centered on the interaction region. Tracking beyond the pixel system is provided by 7 tracking stations which are each a combination of silicon-strip detectors for the forward high-occupancy region and straw-tube drift chambers at larger angles. Downstream of the last tracking chamber is a PbWO_4 electromagnetic calorimeter and a muon detection system. The RICH is situated between the sixth and seventh straw/silicon tracking chambers.

The RICH is used for separating charge par-

ticle species from one another. When a particle exceeds the speed of light in a dielectric medium, Cerenkov photons are emitted at a characteristic angle (called the Cerenkov angle) given by $\cos \theta_c = 1/\beta n$, where $\beta = v/c$ is the speed of the particle relative to the speed of light in the radiating medium, n is the index of refraction of the medium and θ_c is the Cerenkov angle. By using the momentum measured in the tracking system and measuring the Cerenkov angle, the particle type (ie., the mass of the radiating particle) can be deduced.

2. BTeV RICH

To separate kaons from pions in two-body B decays, we require that the RICH provides at least 3σ separation between kaons and pions up to 70 GeV/c. At the low momentum end, the RICH is used for flavor tagging. These particles peak at lower momentum, as shown in Fig. 1, and therefore the low momentum cut-off is set by the spectrometer acceptance, which drops off around 2.5 GeV/c.

To achieve particle separation over this large momentum range a heavy gas is required. We chose C_4F_{10} because of it is among the heaviest gases which has high transparency with respect to visible light and is a gas at room temperature. This gas has also been used in a number of other experiments [6,7,8] as well as LHCb [9]. No gas can provide kaon/proton separation below about 9 GeV, and we therefore are designing a 1 cm thick C_5F_{12} liquid radiator system. The Cerenkov angle as a function of momentum for the two radiators are shown in Fig. 2. The gas radiator has $n=1.00138$, whereas the liquid has $n=1.24$, resulting in vastly different Cerenkov angles and hence momentum coverage.

A cartoon of the baseline RICH for BTeV is shown in Fig. 3. The system consists of a 1 cm C_5F_{12} liquid radiator, followed by ~ 3 m of C_4F_{10} gas. At the back end of the RICH, two spherical mirrors, each tilted by 15° , focus Cerenkov photons from the gas radiator onto one of two arrays of hybrid photodiodes (HPDs) located on either side of the BTeV dipole magnet. The arrays consist of about 1000 HPD's, each with 163 chan-

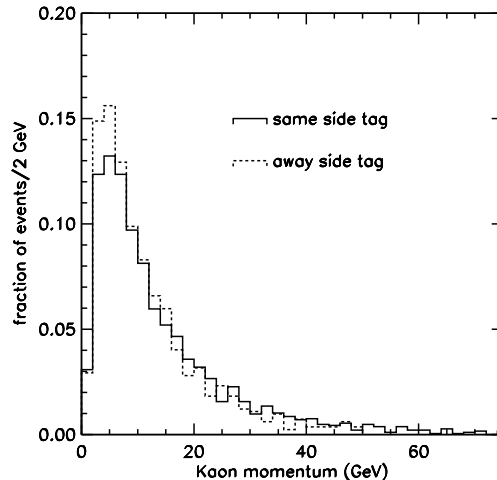


Figure 1. Momentum distribution for kaons which provide a flavor tag for B -meson CP eigenstates. Shown are the distributions for kaons which are produced in the fragmentation of the b -quark which produces the CP-tagged B meson (same-side tag), and kaons which are produced in the decay of the second B -hadron (away-side tag).

nels. Photons from the liquid radiator are detected directly by arrays of photomultiplier tubes which cover the walls of the RICH vessel and are tilted at 60° so that photons strike perpendicularly, on average. A total of about 5000 PMTs are required. Because of the large difference in Cerenkov angle between the gas and liquid radiator, gas photons are detected almost entirely in the HPD's and liquid photons in the PMT's.

At 70 GeV/c, the difference in θ_c between kaon and pions is only 0.4 mrad, and therefore, to achieve at least 3σ separation, we must keep the total uncertainty in the Cerenkov angle (σ) below about 0.130 mrad. Detailed simulations have been carried out, and they indicate that we expect to detect ~ 80 photons per track. After removing photons which are consistent with more than one track, we expect about 60-65 photons per track on average. This implies that the single

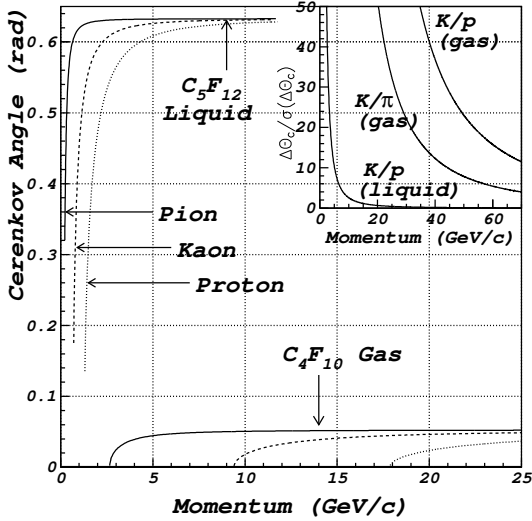


Figure 2. Cerenkov angle as a function of momentum for the gas and liquid radiators for pions (solid), kaons(dashed) and protons (dotted). The inset shows the separation power as a function of momentum.

photon angular resolution must be kept below 1 mrad. The primary contributions to the intrinsic angular resolution are from photon position resolution, emission point uncertainty and chromatic uncertainty. In collaboration with DEP we have developed a 8.3 cm diameter, 163 channel HPD which will contribute an uncertainty of 0.51 mrad to the Cerenkov angle uncertainty. The emission point uncertainty contributes another 0.51 mrad uncertainty. The chromatic uncertainty yields a shallow minimum at 0.37 mrad if we restrict our wavelength detection to larger than 280 nm. All together, we expect to achieve ~ 0.8 mrad uncertainty on the Cerenkov angle per photon, or $\sim 100\mu\text{rad}$ per track. The expected separation (in number of sigma's) between kaons and pions as a function of momentum is shown in the inset in Fig. 2.

The liquid radiator extends the coverage for kaon/proton separation down to the low momentum cutoff of the BTeV spectrometer (~ 2 GeV/c). For the liquid radiator, the difference

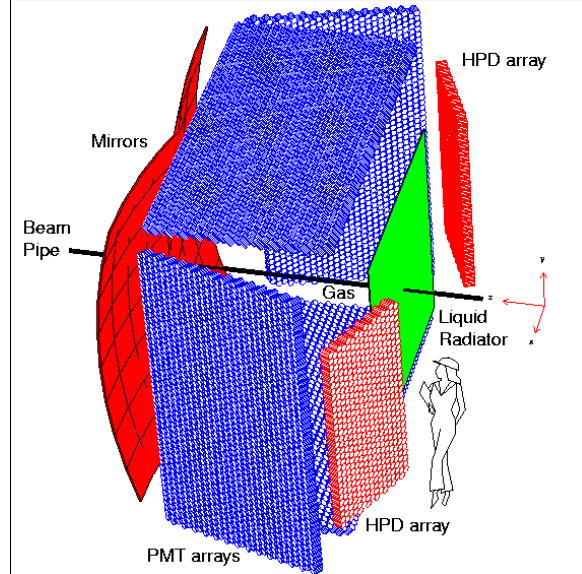


Figure 3. Cartoon showing the conceptual design of the BTeV RICH.

in kaon-proton Cerenkov angle is about 5.3 mrad at 9 GeV. We therefore are required to keep the Cerenkov angle resolution below about 1.7 mrad per track. To determine the expected number of detected photons, we simulated a photodetection system consisting of large arrays of single anode PMTs along the walls of the RICH tilted at an angle of 60° . We also included the shadowing produced by mu-metal tubes which will likely be necessary to cope with the residual magnetic field of the interaction region magnet. We simulated both 2 in. and 3 in. diameter tubes. The 3 in. diameter tubes provide sufficient resolution and are more cost effective. The simulation shows that for a 3 in. diameter PMT, we would expect to detect about 15 photoelectrons, and, with this granularity, the Cerenkov angle uncertainty per photon is about 6.5 mrad. This dominates over the chromatic and emission point uncertainty, and therefore the 3 inch tube is our baseline choice for detecting photons from the liquid radiator. We expect to obtain a total uncertainty in the Cerenkov angle of 1.7 mrad per track.

The expected angular uncertainties for the gas and liquid radiator systems are summarized in

Table 1.

Table 1

The expected Cerenkov angle uncertainties from various sources and the total uncertainty for the gas and liquid RICH systems.

Source	Gas System (mrad)	Liquid System (mrad)
Segmentation	0.51	5.3
Emission Point	0.51	0.4
Chromatic Uncertainty	0.37	3.7
Total per photon	0.81	6.5
Total per track	0.105	1.7

Photo-electrons (PE) produced from the HPD photo-cathode are accelerated by a 20 kV potential and impinge upon a silicon-pixel array. The PEs are cross-focused and demagnified by a factor of four using two focusing electrodes operating at 19.89 and 15.6 kV. The photoelectrons deposit all of their energy in the silicon pixel, giving rise to a signal of 5000 electrons. The HPDs will be read out with a custom ASIC (*VA_BTeV*) being developed in collaboration with IDE AS Norway. The ASIC is a 64-channel circuit featuring a low noise front end amplifier capable of achieving a noise of ~ 700 electrons, a shaper and a comparator. Thresholds for each channel can be fine-tuned via an initialization sequence. Each channel has binary output (ON or OFF). To reach this low noise level, the front end is not clocked but rather is always active after it is initialized. One result of this feature is that after a channel is hit, it requires about 200 ns for the front end to return to its baseline level. Since the Tevatron will have a beam crossing every 132 ns, a hit channel is unavailable for the next beam crossing. The HPD pixel occupancy was simulated at an instantaneous luminosity of $2 \times 10^{32} \text{ cm}^{-2} \text{ s}^{-1}$ and the results show that the number of channels per HPD with hits in two consecutive beam crossings is less than 10% in the busiest HPD. In the busiest 12 HPDs, the rate of consecutive hits is approximately 2-3% and outside this region it

is well below 1%. We therefore are confident that the occupancy is low enough that inefficiency due to hits in consecutive beam crossings is a non-issue. A more detailed report on the performance of the HPD's is given in the references [10]. The PMTs will most likely be read out with a similar chip to the *VA_BTeV*, modified to deal with the larger PMT signal.

3. Expected Performance

We have simulated both the gas and liquid radiator systems. One measure of the performance of the gas system is to compare the efficiency for tagging both pions in $B \rightarrow \pi^+\pi^-$ versus the cross-efficiency for assigning one or more of the of the pions to be a kaon. The results of the simulation are shown in Fig. 4. The study indicates that we can achieve a $\pi^+\pi^-$ efficiency of 80% (90%) while keeping the $K^-\pi^+$ misidentification rate at 5% (12%).

Since the separation between pions and kaons increases as the number of B-daughter tracks increase (lower average momentum per track), it is clear that the gas portion of the BTeV RICH will provide excellent K/π separation.

The liquid radiator system was also simulated using $b\bar{b}$ events. The resulting proton fake rate versus kaon efficiency is shown in Fig. 5. The analysis was performed using a full GEANT simulation with 0 and 2 (Poisson distributed) minimum-bias events added into each event. We conclude that we can achieve $\sim 80\%$ kaon efficiency while rejecting $\sim 85\%$ of the protons. A study to assess the impact on flavor tagging was conducted, and our simulations indicated that this system can improve the flavor tagging for B_s by 25% and by 10% for B^0 . This improvement comes mainly from improved rejection of protons faking kaons below 9 GeV/c, where neither the kaon nor proton produce Cerenkov radiation in the gas. The significantly larger improvement in B_s over B^0 is attributed to the large flavor tagging efficiency for same-side kaon tags over same-side pion tags.

In summary, we plan to construct a RICH detector which includes both gas and liquid radiator subsystems. The gas radiator system uses

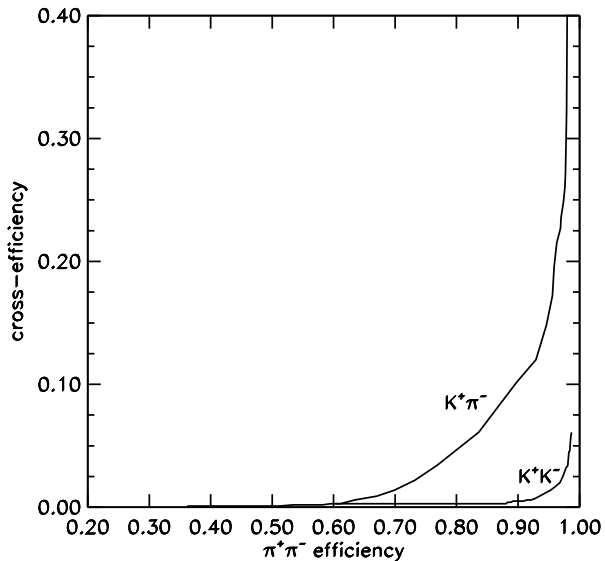


Figure 4. Cross-efficiency for identifying a $B^0 \rightarrow \pi^+\pi^-$ event as a $B^0 \rightarrow K^+\pi^-$ or a $B^0 \rightarrow K^+K^-$ event as a function of the tagging efficiency for $B^0 \rightarrow \pi^+\pi^-$ using the gas portion of the RICH.

a C_4F_{10} gas radiator and HPDs for photodetection. The gas system provides $\geq 4\sigma$ K/π separation for momenta in the range from 3-70 GeV/c and $\geq 10\sigma$ p/K separation for momenta greater than 9.5 GeV/c. The liquid radiator system utilizes a 1 cm thick C_5F_{12} liquid radiator whose Cerenkov photons are detected in an array of 3 in. PMT's which line the walls of the gas vessel. The liquid system extends the capabilities of the RICH to provide excellent K/p separation for momentum below 9 GeV/c and will improve BTeV's flavor tagging capabilities.

REFERENCES

1. CDF Collaboration, T. Affolder *et al.*, Phys. Rev. D **61** 072005 (2000).
2. B. Aubert *et al.*, for the BaBar Collaboration. Presented at the 31st Conference on High Energy Physics (ICHEP 2002), Amster-

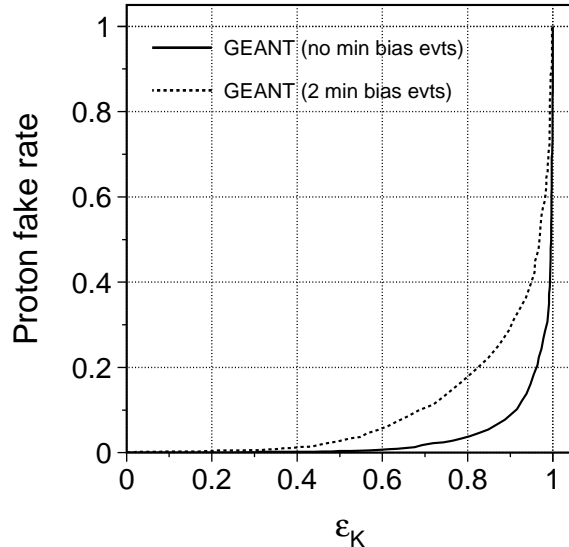


Figure 5. Probability for misassigning a proton to be a kaon (proton fake rate) as a function of the kaon tagging efficiency (ϵ) for the liquid portion of the RICH.

dam, The Netherlands, 24-31 July 2002 (hep-ex/0207070); K. Abe *et al.*, for the Belle Collaboration. Presented at the 31st Conference on High Energy Physics (ICHEP 2002), Amsterdam, The Netherlands, 24-31 July 2002 (hep-ex/0207098).

3. For details, see www-cdf.fnal.gov.
4. For details, see www-d0.fnal.gov.
5. For details, see www-btev.fnal.gov.
6. W. Adam *et al.*, Nucl. Instrum. Meth. A **343**, 68 (1994). W. Adam *et al.*, IEEE Trans. Nucl. Sci. **42** 499 (1995).
7. J. L. Rosen *et al.*, Nucl. Instrum. Meth. A **408**, 191 (1998); J. Pyrlík *et al.*, Nucl. Phys. Proc. Suppl. **75B** 362 (1999).
8. N. Akopov *et al.*, Nucl. Instrum. Meth. A **479**, 511 (2002).
9. N. H. Brook *et al.*, Nucl. Instrum. Meth. A **408**, 199 (1998); R. Forty *et al.*, Nucl. Instrum. Meth. A **384** 167 (1996).
10. See report by R. Mountain in these proceedings.