

# Measurements of time dependent CP asymmetry in $B \rightarrow VV$ decays with BELLE

Ryosuke Itoh<sup>a</sup>  
Representing the Belle Collaboration

<sup>a</sup>Institute of Particle and Nuclear Studies, High Energy Accelerator Research Organization (KEK),  
1-1 Oho, Tsukuba, Ibaraki 305-0801, Japan

A study of CP violation in  $B \rightarrow J/\psi K^*(K_S^0 \pi^0)$  decays by time dependent angular analysis is discussed. Status of time independent analyses for other  $B \rightarrow VV$  decays is also reported. The data used for the analyses are taken with the Belle detector at KEK.

## 1. Introduction

There are three helicity states in  $B \rightarrow VV$  decays. Although one of the states is a pure CP even state, CP even and odd states are mixed in other states and the observed CP asymmetry is diluted. By studying decay angles of final state particles, it is possible to project out each CP state in a statistical way. A theoretical expression of differential time-angular decay rate of  $B \rightarrow VV$  decays consists of components corresponding to three helicity states and also to the interference between them. Each term is expressed as a product of an angular term and an amplitude term. The amplitude term contains CP violating phase(s) as a function of  $\Delta t$ , the decay time difference between two  $B$  mesons from an  $\Upsilon(4S)$  decay. A fit of the expression for the measured decay angles and  $\Delta t$  gives the determination of the CP violating phase(s). The interference terms are also rich sources of various interesting physics such as the  $\cos 2\phi_1$  measurement in  $B^0 \rightarrow J/\psi K^{*0}(K_S^0 \pi^0)$  decays, and the simultaneous determination of  $r$  and  $\sin(2\phi_1 + \phi_3)$  in  $B^0 \rightarrow D^{*-} \rho^+$  decays where  $r$  is the ratio of doubly-Cabibbo-suppressed mode to Cabibbo favored mode contributing to the decay.

In this talk, a study of time dependent angular analysis for  $B \rightarrow J/\psi K^*(K_S^0 \pi^0)$  is discussed. Also reported is status of angular analyses for  $B^0 \rightarrow D^{*+} D^{*-}$  and  $B^0 \rightarrow D^{*-} \rho^+$ . The data used in the analyses are taken with

the Belle detector[1] in the KEKB accelerator[2]. The KEKB accelerator consists of two separate rings for electrons and positrons. The energies are set at 3.5 GeV for positrons and 8.0 GeV for electrons, respectively. These two beams are collided at the interaction point to produce  $\Upsilon(4S)$  in motion for the measurement of  $\Delta t$ . The peak luminosity of the machine has reached  $7.4 \times 10^{33} \text{ cm}^{-2} \text{ sec}^{-1}$  which is the current world record. The total integrated luminosity up to now is  $89.1 \text{ fb}^{-1}$ . The Belle detector is placed at the interaction point of the KEKB accelerator. It is a general-purpose detector with a wide angle coverage featuring a particle identification using the Aerogel Cherenkov Counter assembly. The data sample used in the analyses corresponds to an integrated luminosity of  $78 \text{ fb}^{-1}$  taken on the  $\Upsilon(4S)$  resonance.

## 2. Time dependent angular analysis for $B^0 \rightarrow J/\psi K^*(K_S^0 \pi^0)$ [3]

Candidate  $B^0$  mesons are reconstructed by selecting events with a  $J/\psi$  identified from a pair of oppositely-charged leptons and a  $K^*$  from a pair of  $K_S^0$  and  $\pi^0$  candidates. The beam-constrained mass ( $M_{bc}$ ), which is the invariant mass of a reconstructed  $J/\psi$  and  $K^*$  calculated taking the energy to be the beam energy, is required to be in the range  $5.27 - 5.29 \text{ GeV}/c^2$  and the energy difference between  $B$  candidate and the beam energy ( $\Delta E$ ) to satisfy  $-50 \text{ MeV} < \Delta E < 30 \text{ MeV}$ . To eliminate slow  $\pi^0$  backgrounds, the angle of

the kaon with respect to the  $K^*$  direction in the  $K^*$  rest frame,  $\cos\theta_{K^*}$ , is required to satisfy  $\cos\theta_{K^*} < 0.8$ . When an event contains more than one candidate passing the above requirements, the combination for which  $\Delta E$  is closest to zero is selected. The number of events remaining after the selection is 104.

The time dependent angular distribution of the decay is described as[4]:

$$\frac{d^4\Gamma(\theta_{tr}, \phi_{tr}, \theta_{K^*}, \Delta t)}{d\cos\theta_{tr}d\phi_{tr}d\cos\theta_{K^*}d\Delta t} = \frac{e^{-|\Delta t|/\tau_{B^0}}}{2\tau_{B^0}} \sum_{i=1}^6 g_i(\theta_{tr}, \phi_{tr}, \theta_{K^*}) a_i(\Delta t) \quad (1)$$

where  $g_i$  are the angular terms and  $a_i$  are amplitude terms.  $\tau_B$  is the lifetime of a  $B^0$  meson. The  $g_i$  are expressed as:

$$g_1 = 2\cos^2\theta_{K^*}(1 - \sin^2\theta_{tr}\cos^2\phi_{tr}) \quad (2)$$

$$g_2 = \sin^2\theta_{K^*}(1 - \sin^2\theta_{tr}\sin^2\phi_{tr}) \quad (3)$$

$$g_3 = \sin^2\theta_{K^*}\sin^2\theta_{tr} \quad (4)$$

$$g_4 = \frac{-1}{\sqrt{2}}\sin 2\theta_{K^*}\sin^2\theta_{tr}\sin 2\phi_{tr} \quad (5)$$

$$g_5 = \sin^2\theta_{K^*}\sin 2\theta_{tr}\sin\phi_{tr} \quad (6)$$

$$g_6 = \frac{1}{\sqrt{2}}\sin 2\theta_{K^*}\sin 2\theta_{tr}\cos\phi_{tr} \quad (7)$$

where  $\theta_{tr}$ ,  $\phi_{tr}$  and  $\theta_{K^*}$  are the decay angles defined in the transversity basis[5]. The  $a_i$  are

$$a_1 = |A_0|^2(1 + \eta\sin 2\phi_1\sin\Delta m\Delta t) \quad (8)$$

$$a_2 = |A_{\parallel}|^2(1 + \eta\sin 2\phi_1\sin\Delta m\Delta t) \quad (9)$$

$$a_3 = |A_{\perp}|^2(1 - \eta\sin 2\phi_1\sin\Delta m\Delta t) \quad (10)$$

$$a_4 = \text{Re}(A_{\parallel}^*A_0)(1 + \eta\sin 2\phi_1\sin\Delta m\Delta t) \quad (11)$$

$$a_5 = \eta\text{Im}(A_{\parallel}^*A_{\perp})\cos\Delta m\Delta t - \eta\text{Re}(A_{\parallel}^*A_{\perp})\cos 2\phi_1\sin\Delta m\Delta t \quad (12)$$

$$a_6 = \eta\text{Im}(A_0^*A_{\perp})\cos\Delta m\Delta t - \eta\text{Re}(A_0^*A_{\perp})\cos 2\phi_1\sin\Delta m\Delta t \quad (13)$$

where  $\Delta m$  is the  $B^0 - \overline{B^0}$  mixing parameter.  $\eta$  is +1 for  $B^0$  while -1 for  $\overline{B^0}$ .  $A_0$ ,  $A_{\parallel}$  and  $A_{\perp}$  are the complex decay amplitudes for three helicity states in the transversity basis. Two CP violation parameters,  $\sin 2\phi_1$  and  $\cos 2\phi_1$ , appear in the formula. The values of these parameters

are determined by fitting the formula to the measured angles and  $\Delta t$ , taking into account the detection efficiency and background. The fit is done using an unbinned maximum likelihood method. The probability density function for an event is defined as

$$\begin{aligned} PDF = & f_{sig}(M_{bc})\epsilon(\theta_{tr}, \phi_{tr}, \theta_{K^*}) \\ & \times \frac{d^4\Gamma(\cos\theta_{tr}, \phi_{tr}, \cos\theta_{K^*}, \Delta t)}{d\cos\theta_{tr}d\phi_{tr}d\cos\theta_{K^*}d\Delta t} \\ & + \frac{e^{-|\Delta t|/\tau_{B^0}}}{2\tau_{B^0}} \\ & \times \left\{ \sum_i f_{cf}^i(M_{bc})ADF_{cf}(\theta_{tr}, \phi_{tr}, \theta_{K^*}) \right. \\ & \quad \left. + f_{nr}(M_{bc})ADF_{nr}(\theta_{tr}, \phi_{tr}, \theta_{K^*}) \right\} \\ & + \delta(\Delta t)f_{combi}(M_{bc})ADF_{combi}(\theta_{tr}, \phi_{tr}, \theta_{K^*}). \quad (14) \end{aligned}$$

$f_{sig}$ ,  $f_{cf}$ ,  $f_{nr}$  and  $f_{combi}$  are fractions of the signal, cross feed, non-resonant production, and combinatorial background as a function of  $M_{bc}$ , respectively, while  $ADF_{cf}$ ,  $ADF_{nr}$  and  $ADF_{combi}$  are corresponding angular shape functions.  $\epsilon$  is a three dimensional detection efficiency function for the signal. The determinations of these functions and the decay amplitudes are described in ref.[6]. Phases in the amplitudes are chosen so as to conserve  $s$ -quark helicity[7]. The  $\tau_B$  and  $\Delta m$  are fixed at the PDG values in the fit. The flavor tagging procedure[8] gives the flavor of tag-side  $B$  meson  $q$  and the probability of wrong tag  $w$ . To account for the effect of the wrong tagging in the data,  $\eta$  is replaced with  $-q(1 - 2w)$  in the PDF.

Each term in the PDF is then convolved with appropriate resolution functions[9] separately for the signal, the backgrounds with a  $B^0$  lifetime and the combinatorial background with a  $\delta(\Delta t)$  function shape. The parameters in the resolution functions are calculated event by event. From the fit to the data, we obtain  $\sin 2\phi_1 = 0.13 \pm 0.51 \pm 0.06$ , and  $\cos 2\phi_1 = 1.40 \pm 1.28 \pm 0.19$ . The systematic errors include uncertainties in the resolution parameters, wrong tagging fractions, decay amplitudes, background fractions and shapes, and others. The distributions of  $\Delta t$  measured for the samples tagged as  $q = +1$  and  $-1$  are shown in Figure 1 together with the predictions by the PDF with obtained CP parameter values.

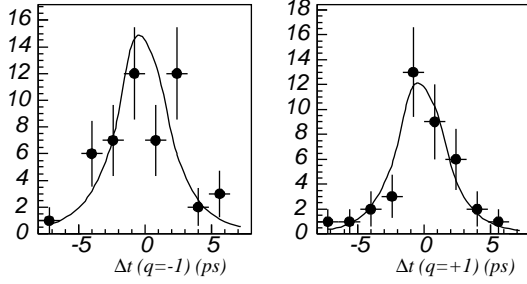


Figure 1.  $\Delta t$  distributions for samples tagged as  $q = +1$  and  $-1$ . The lines show the predictions by the PDF with determined CP parameter values.

### 3. Time independent angular analyses

The time dependent angular analysis is applicable for other  $B \rightarrow VV$  decays such as  $B^0 \rightarrow D^{*+}D^{*-}$ ,  $D^{*-}\rho^+$  and  $\rho^+\rho^-$  for the determination of CP violating phases including those other than  $\phi_1$ . Time dependent analyses for these modes are still in preparation and the status of time independent(integrated) analyses is reported here. The measurement of the decay amplitudes by the time independent angular analysis is essential for the determinations of the CP violating phases.

#### 3.1. $B^0 \rightarrow D^{*+}D^{*-}$

The reconstruction of a  $D^*$  is performed using a  $D\pi$  decay with a subsequent  $D$  decay into  $K\pi$ ,  $K\pi\pi$ ,  $K\pi\pi\pi$ ,  $KK$  and  $KK\pi$ . A  $D$  meson is identified when the invariant mass of decay particles is within 3 to 6  $\sigma$  from the nominal  $D$  mass depending on the decay mode. A  $D^*$  is reconstructed by calculating the mass difference  $M(D\pi) - M(D)$  and those satisfy the difference within  $3.0MeV(D^0)$  or  $2.25MeV(D^+)$  are identified as  $D^*$ . The candidate  $B$  mesons are selected by applying  $M_{bc} > M_{B^0} - 3\sigma$  and  $|\Delta E| < 40MeV$ .

The distribution of the transversity angle[5] is measured in the selected  $B^0$  candidates as shown

<sup>1</sup>The angular analysis for  $B^+ \rightarrow \rho^+\rho^0$  is covered in other talk[10].

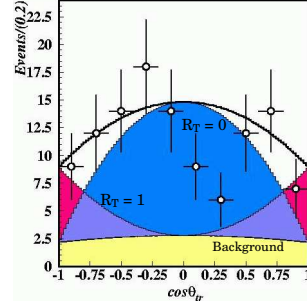


Figure 2. Distribution of  $\cos\theta_{tr}$  for  $B^0 \rightarrow D^{*+}D^{*-}$  candidates.

in Fig. 2. The distribution can be expressed as a function of the fraction of CP-odd component ( $R_T$ ) as

$$\frac{d\Gamma}{d\cos\theta_{tr}} = \frac{3}{4}(1 - R_T)\sin^2\theta_{tr} + \frac{3}{2}R_T\cos^2\theta_{tr}. \quad (15)$$

The predictions given by this formula for cases with  $R_T = 0$  and  $R_T = 1$  are also shown in the figure. As seen, the distribution of the data is close to the prediction with  $R_T = 0$ .

#### 3.2. $B^0 \rightarrow D^{*-}\rho^+$

The reconstruction of a  $D^{*-}$  is performed in a similar manner as described above. A  $\rho^+$  is reconstructed from a pair of  $\pi^+$  and  $\pi^0$  candidates. The  $M_{bc}$  of a pair of reconstructed  $D^*$  and  $\rho$  is required to be in the range  $5.27 - 5.29 \text{ GeV}/c^2$  to and  $\Delta E$  to satisfy  $-100 < |\Delta E| < 50MeV$ .

The time independent angular distribution is studied using the helicity basis angles[4]. The decay rates as a function of each of three projected angles (two helicity angles  $\theta_i$  where  $i = 1, 2$ , and an angle between two decay planes  $\chi$ ) can be expressed as

$$\frac{d\Gamma}{d\cos\theta_i} = \frac{4\pi}{3}|A_0|^2\cos^2\theta_i + \frac{2\pi}{3}(|A_\perp|^2 + |A_\parallel|^2)\sin^2\theta_i, \quad (16)$$

$$\begin{aligned} \frac{d\Gamma}{d\chi} = & \left(\frac{4}{9}|A_0|^2 + \frac{8}{9}|A_\perp|^2\right)\sin^2\chi \\ & + \left(\frac{4}{9}|A_0|^2 + \frac{8}{9}|A_\parallel|^2\right)\cos^2\chi + \frac{8}{9}Im(A_\parallel^*A_\perp)\sin 2\chi \end{aligned} \quad (17)$$

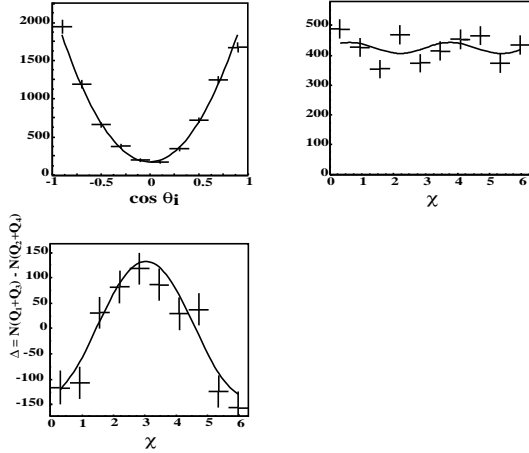


Figure 3. Distributions of angles used in the angular analysis for  $B^0 \rightarrow D^{*-} \rho^+$  candidates. The distributions are corrected for the acceptance and background contaminations.

where  $A_0$ ,  $A_{\parallel}$  and  $A_{\perp}$  are the decay amplitudes in the transversity basis. In addition, we also used  $\chi$ -differential decay rates projected in 4 quadrants of a  $\theta_1 - \theta_2$  plane (angular regions from 0 to  $\pi/2$  and  $\pi/2$  to  $\pi$  for each of them) to observe the effects in interference terms. The difference in the decay rates between two diagonally-summed quadrants ( $\Delta$ ) can be written as

$$\frac{d\Delta}{d\chi} = -\frac{8}{9\sqrt{2}} \text{Im}(A_0^* A_{\perp}) \sin \chi + \frac{8}{9\sqrt{2}} \text{Re}(A_0^* A_{\parallel}) \cos \chi. \quad (18)$$

Fig. 3 shows the distributions of  $\cos \theta_i$  ( $\theta_1$  and  $\theta_2$  distributions are added),  $\chi$ , and  $\Delta(\chi)$ . The measurement of the decay amplitudes is now in progress by fitting these distributions with the theoretical formula given above considering effects of the detector acceptance and background contaminations.

#### 4. Summary

A full time dependent angular analysis is performed for  $B^0 \rightarrow J/\psi K^{*0}(K_S^0 \pi^0)$  decays collected with the Belle detector at KEK B-factory.

The decay angles in the transversity basis ( $\theta_{tr}$ ,  $\phi_{tr}$  and  $\theta_{K^*}$ ) and the decay time difference of two  $B$  mesons ( $\Delta t$ ) are measured for each event with the determination of the flavor of tag-side  $B$  meson. The values are fitted to the theoretical distribution using an unbinned maximum likelihood method considering the effects of detector acceptance, background contamination,  $\Delta t$  resolution and wrong flavor tagging. From the fit, two CP violation parameters are determined to be  $\sin 2\phi_1 = +0.13 \pm 0.51 \pm 0.06$ , and  $\cos 2\phi_1 = +1.40 \pm 1.28 \pm 0.19$ . If we take the s-quark helicity conservation choice of the amplitude phases and the  $\sin 2\phi_1$  value measured using other decay modes ( $0.72 \pm 0.07 \pm 0.04$ )[9], the obtained sign of  $\cos 2\phi_1$  suggests the  $2\phi_1$  to be in the range  $0^\circ < 2\phi_1 < 90^\circ$  and the other choice of  $2\phi_1 \geq 90^\circ$  is not preferred although the current statistics is not enough to conclude this.

A time independent angular analysis for other decay modes,  $B^0 \rightarrow D^{*+} D^{*-}$ ,  $B^0 \rightarrow D^{*-} \rho^+$ , and  $B^+ \rightarrow \rho^+ \rho^0$ , are now being performed.

#### REFERENCES

1. A.Abashian *et al.* (Belle Collaboration), Nucl. Inst. and Meth. **A479**, 117 (2002).
2. E. Kikutani ed., KEK Preprint 2001-157 (2001), to appear in Nucl. Inst. and Meth. **A**.
3. K.Abe *et al.* (Belle Collaboration), BELLE-CONF-0212 (2002), submitted to this conference (ABS700).
4. K.Abe, M.Satpathy and H.Yamamoto, "Time-dependent angular analysis of B decays", hep-ex/0103002 (2001).
5. I.Dunietz, H.Quinn, A.Snyder, W.Toki and H.J.Lipkin, Phys. Rev. D **43**, 2193 (1991).
6. K.Abe *et al.* (Belle Collaboration), Phys. Lett. B **538**, 11 (2002).
7. M.Suzuki, Phys. Rev. D **64**, 117503 (2001).
8. K.Abe *et al.* (Belle Collaboration), Phys. Rev. D **66**, 032007 (2002).
9. K.Abe *et al.* (Belle Collaboration), hep-ex/0208025 (2002), to appear in Phys. Rev. D.
10. A.Gordon, "Charmless two-body B decays at Belle", presented at this conference.