

MEASUREMENTS OF $|V_{ub}|$ AT BELLE

A. SUGIYAMA

(for Belle collaboration)

*Department of Physics, Saga University,
1 Honjyou-cyou, Saga, 840-8502, Japan*



We have tried to measure $|V_{ub}|$ using inclusive semileptonic decay measurements with three different methods. The full reconstruction tag is the one of the most feasible method to measure inclusive process. Semileptonic $B \rightarrow D^{(*)} \ell \nu$ tag is another method to separate signal and tag B mesons. New kinematic variable is used to enhance double semileptonic decays of both B meson. We also improve the neutrino reconstruction technique solving a combination of decay products into signal and tag B mesons using the simulated annealing method.

1 Introduction

The precise measurements of $|V_{ub}|$ is one of the potential measurements to show the first discrepancy of KM-schemed standard model¹. However current $|V_{ub}|$ measurements are limited by statistics, model related systematics and theoretical uncertainties. B factory experiments have an opportunity to overcome statistical limitation easily and the latter two uncertainties are main theme of the analysis. Exclusive analysis has introduced inevitable theoretical uncertainties on hadronic part though the analysis is simpler. Contrary inclusive analysis has difficulties due to ambiguous kinematics but has a chance to reduce theoretical uncertainty, if larger kinematic region could be measured. Theorists propose formula to extract $|V_{ub}|$ from a partial branching fraction well defined kinematic region using the Operator Product Expansion(OPE) based on Heavy Quark Effective Theory(HQET) or Heavy Quark Expansion(HQE) method². Measurements of the shape function, hadronic mass moments and lepton spectra moments may help to reduce theoretical uncertainties.

From experimental point of view, the difficulties of inclusive studies are based on a lack of knowledge related to (1)whether event is $B\bar{B}$ or continuum, (2)which particles are decay daughters of either B meson, (3)whether the signal B decay into $u\ell\nu$ or $c\ell\nu$ (4)ambiguity of

kinematics. The neutrino reconstruction technique can solve the last issue with an assumption of all produced particles are observed except neutrino in the final state, though detection efficiency will be sacrificed. The complete full reconstruction of the opposite B meson in hadronic decay mode must be the best solution for the issue (1) and (2). The combination of two techniques is an ideal method to study $B \rightarrow X_u \ell \nu$ and it is equivalent to the complete reconstruction of two B meson from $\Upsilon(4S)$. However the efficiency of the full reconstruction method is not so large due to variety of B meson decays in hadronic modes. Belle has tried to develop other new methods to study inclusive $b \rightarrow u \ell \nu$ decay besides the full-reconstruction method.

We tried to include the semileptonic decay modes as a B meson tag as they are well established and has larger branching fractions as a decay mode. The semileptonic decay mode for B meson tag has statistical advantage against the full reconstruction method but an introduction of another neutrino is inevitable in the final state in addition to ν from the signal $b \rightarrow u \ell \nu$. Using all constraints, kinematics can be solved with a small ambiguity as far as all decay products are measured except two neutrinos. Newly introduced cut parameter which define a existence of kinematic solution works to select $B\bar{B}$ dual semileptonic decay events.

The neutrino reconstruction method is improved by using a constraint from B meson momentum which is enabled by a classification of decay particles into daughters from the tag B meson or from the signal B meson. in order to reduce time for calculation. Combination problem is solved minimizing probability density functions with the simulated annealing method in order to reduce time for calculation. As tag B meson is selected without specifying decay modes, reconstruction efficiency can be larger and this method has a statistical advantage against other methods.

2 Full reconstruction method

Once one of B meson is reconstructed in hadronic decay mode, events are $B\bar{B}$ from $\Upsilon(4S)$ and rest of all particles are assigned to the other B . Though we are not ready yet to show the result of $b \rightarrow u \ell \nu$ study, this method provides almost unbiased B decay sample which is very useful for inclusive studies. Here we show the results on inclusive lepton study from B meson(a study of $|V_{cb}|$) as a superior feature of the full reconstruction.

B meson is reconstructed with following hadronic decay modes,

$$\bar{B}^0 \rightarrow D^{*+} \pi^-, D^{*+} \rho^-, D^{*+} a_1^-, D^+ \pi^-, D^+ \rho^-, D^+ a_1^-,$$

$$B^- \rightarrow D^{*0} \pi^-, D^{*0} \rho^-, D^{*0} a_1^-, D^0 \pi^-$$

as a tag side B meson. We did not include decay modes having larger background events as further selection in kinematics is not applicable in lepton inclusive study. We obtained 22k B^0 tagged events and 25k B^- tagged events from $78fb^{-1}$ on-resonance data and $8.8fb^{-1}$ off-resonance data taken at Belle³ detector with KEKB asymmetric collider⁴. Number of events are estimated from the fitting of ΔE (Energy difference) distribution after selecting on M_b (beam-constrained B meson mass) distribution. Lepton signal is checked from the rest of tracks with momentum larger than $0.6GeV/c$. Merits of this method are that the flavor and charge of the signal B meson is known from the tagged B meson, which enable to obtain inclusive branching fractions for B^0 and B^- meson separately and inclusive lepton spectra from B meson rest-frame, not from $\Upsilon(4S)$ rest-frame.

Preliminary results of inclusive lepton spectra for B^0 and B^- meson and for electron and muon are measured after background subtraction and corrections. Averaged lepton inclusive branching fraction is $\mathcal{B}(B \rightarrow X_c \ell \nu) = 0.1119 \pm 0.0020_{exp.} \pm 0.0031_{theo.}$, which is consistent with the previous results⁶. The ratio of charged B to neutral B inclusive branching fraction is $\mathcal{B}(B^+ \rightarrow X_c \ell \nu)/\mathcal{B}(B^0 \rightarrow X_c \ell \nu) = 1.14 \pm 0.04_{exp.} \pm 0.01_{theo.}$, which is consistent with the life

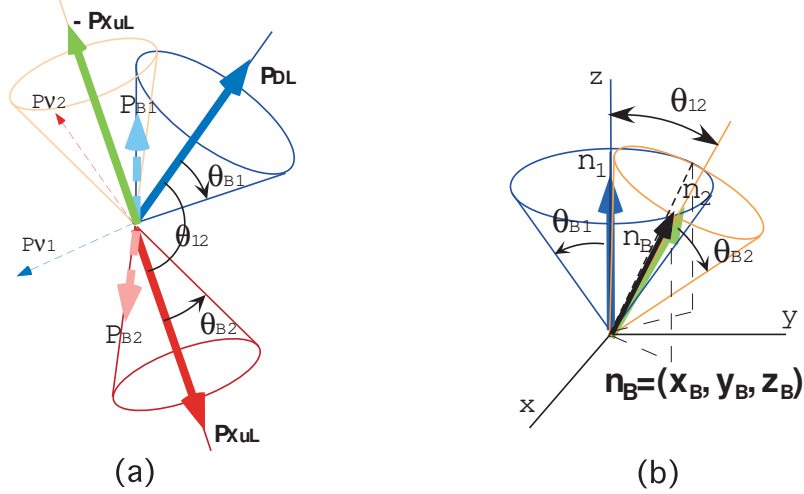


Figure 1: Kinematics of two B mesons decaying into semileptonic modes(left figure) and the frame definition in solving the real B meson direction(right figure).

time ratio of B meson. This branching fraction is converted into $|V_{cb}|$ using the formula based on the operator product expansion(OPE) and the heavy quark expansion(HQE)⁵ and result in $|V_{cb}| = (4.13 \pm 0.07_{exp.} \pm 0.25_{theo.}) \times 10^{-2}$.

Application of the full reconstruction to the $b \rightarrow ul\nu$ is in progress and will be shown in near future.

3 $D^{(*)}l\nu$ tag

The second method is using $D^{(*)}l\nu$ tag. As these semileptonic modes are the most established decay modes in B meson decay and have large branching fractions, these are good for B meson tag. So we handle two B mesons decaying like $B_{tag} \rightarrow D^{(*)}l\nu$ and $B_{sig} \rightarrow Xu\nu$. Separation of two B mesons are automatically done if B_{tag} is specified and rest of particles except signal lepton in the event are assigned to X system in the signal side. But we have to treat two neutrinos in the final state which is non-trivial thing.

In the single B meson which decays into the semileptonic mode like $B \rightarrow Dl\nu$, we observe D system and l and also we know the absolute momentum of B meson and its mass at B -factory experiment on $\Upsilon(4S)$. An assumption of zero-mass for neutrino derives the angle between observed Dl system and B meson's direction(θ_{B1}), which means the true B meson direction is on the surface of the cone defined with angle θ_{B1} around the direction of Dl system. The missing degree of freedom(DOF) in this kinematics is only one and corresponds to the azimuthal angle of B direction. When we extend this situation to two B decays from $\Upsilon(4S)$ and both B meson decay into semileptonic modes ($B_1 \rightarrow Dl\nu$ and $B_2 \rightarrow Xu\nu$), we have two missing DOF in total but they are filled out from the constraint that two B mesons move back-to-back each other at $\Upsilon(4S)$ rest frame. This implies the real B direction is on the cross lines of two cones defined by each B semileptonic decay systems when one of B meson decay system is spatially inverted. If the unit vector of Dl and Xl are defined as $n_1(0, 0, 1)$ and $n_2(0, \sin \theta_{12}, \cos \theta_{12})$ (θ_{12} shows angle between Dl and Xl system), real B 's directional vector is $n_B(x_B, y_B, z_B)$ where $z_B = \cos \theta_{B1}$, $y_B = (\cos \theta_{B2} - \cos \theta_{B2} \cos \theta_{12}) / \sin \theta_{12}$ and

$$x_B = \pm \sqrt{1 - \frac{1}{\sin^2 \theta_{12}} (\cos^2 \theta_{B1} + \cos^2 \theta_{B2}^2 - 2 \cos \theta_{B1} \cos \theta_{B2} \cos \theta_{12})}.$$

If the assumption of two B decay into semileptonic modes is correct and all decay products are

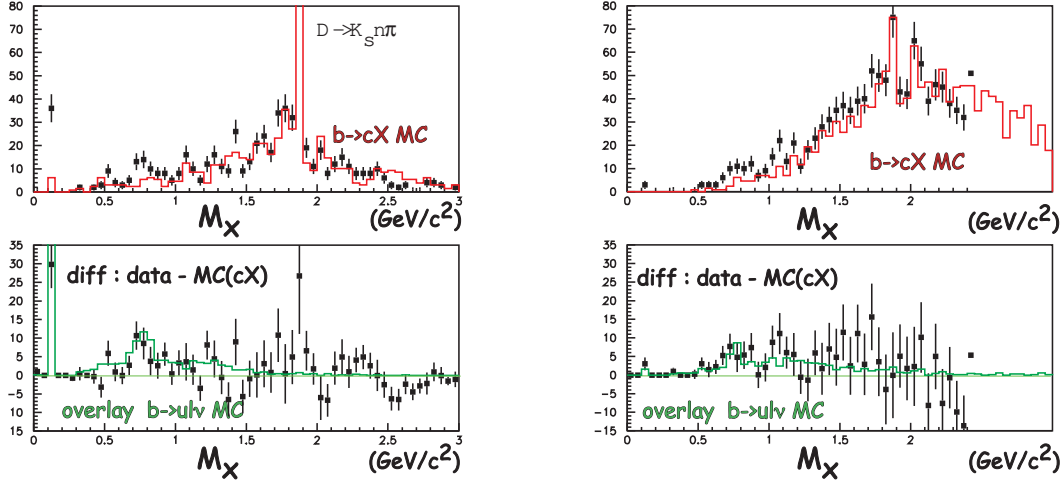


Figure 2: The M_X distributions(solid square for data and histogram for generic MC) for the all-charged mode after all requirements are shown in the top figure. The background from $B \rightarrow X_c \ell \nu$ subtracted M_X distribution is shown in the bottom. Solid squares show for data and histogram shows $u \ell \nu$ MC based on ISGW2. Right figures show the same for the π^0 -associated mode.

observed except two neutrinos, x_B^2 (inside of square root of x_B) must be greater than 0 and this provides severe selection condition of both B semileptonic decay events.

3.1 Validity of $D \ell \nu$ tag

The validity of this method is checked using $B \rightarrow X_c \ell \nu$ decays in signal side where tag side is also decaying to $D^{(*)} \ell \nu$. This sample is obtained from $78 fb^{-1}$ data (corresponding to 85 million $B \bar{B}$ events) just requiring X system contains a single charged K in addition to existence of $D^{(*)}$ and oppositely charged lepton pairs whose momentum exceed $1.0 GeV/c$ where rest of particles are assigned to X system, total charge of event is zero and $x_B^2 > -0.2$. Neutral energy is required to be less than $300 MeV$. Clear and sharp D and D^* peaks are observed in the M_X distribution and smaller tails are very consistent between data and MC which is normalized by number of $B \bar{B}$ events, where MC doesn't include $b \rightarrow u$ components. Lepton spectrum is also consistent between data and MC. This method can select $X_c \ell \nu$ events with high purity and good M_X resolution.

3.2 $B \rightarrow X_u \ell \nu$

In order to select $X_u \ell \nu$ we require X system doesn't contain charged K , the other requirements are same as for $|V_{cb}|$ sample selection. When total neutral activity in X system is less than $300 MeV$, events are assigned to all-charged mode. When the neutral energy exceeds $300 MeV$ and π^0 s are reconstructed from neutral clusters, reconstructed π^0 is attached to X system and the event is assigned to π^0 -associated mode. Rest of events are discarded as poorly measured events to keep good M_X resolution and S/N. Fig. 2 show M_X distribution of $B \rightarrow X_u \ell \nu$ candidates for all-charged and π^0 associated modes. Sharp peaks at D and D^* are attributed from $D^{(*)} \rightarrow K_S^0 n \pi; K_S^0 \rightarrow \pi^+ \pi^-$ as we didn't remove K_S^0 . Data show clear excesses in M_X distribution comparing to $b \rightarrow c$ MC distribution at $\pi \ell \nu$ in all-charged mode and at $\rho \ell \nu$ in both modes. If the signal region of M_X is defined below $1.5 GeV/c^2$, we obtain 82 ± 19 excess in all-charged mode and 92 ± 21 in π^0 -associated mode, where statistical error includes both data and MC statistics. In exclusive decay mode, we observe 30 ± 6.4 events in $\pi^- \ell^+ \nu$ and 28 ± 18 events (depend on non-resonant shape) in $\rho^0 \ell^+ \nu$.

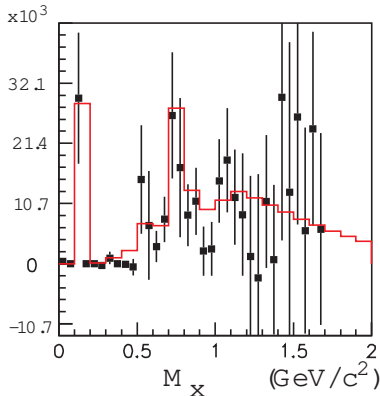


Figure 3: The efficiency corrected M_X distribution for data(solid square with error) and for the hybrid model(histogram).

3.3 Branching Fraction

In order to obtain the branching fraction and V_{ub} , corrections are very important and largely depend on models we choose. Corrections are divided into two parts, one is a detection efficiency and the other is a correction of extrapolation to unobserved kinematic regions. We use 7 different models to investigate two corrections. The exclusive model(ISGW2) ⁷ and the hybrid model combining exclusive model below ω in M_X and inclusive model ^{2 8} above it are chosen for the detection efficiency. Correction factor of extrapolation is estimated by inclusive models with several sets of b-quark mass and μ_π^2 values. The maximum differences are assigned to systematic error of these corrections.

Branching fraction is calculated by

$$\mathcal{B} = \frac{1}{2} \sum \frac{N_{obs}(M_X^i) - N_{BG}(M_X^i)}{\epsilon(M_X^i)} \frac{1}{\epsilon_{ext}} \frac{1}{2N_{B\bar{B}}},$$

where N_{obs} and N_{BG} show observed and $b \rightarrow c$ MC expected number of events, $\epsilon(M_X^i)$ shows a detection efficiency of i-th M_X bin and ϵ_{ext} expresses a correction for the extrapolation. Obtained branching fraction is

$$\mathcal{B}(B \rightarrow X_u \ell \nu) = (2.62 \pm 0.63_{stat.} \pm 0.23_{sys.} \pm 0.05_{b \rightarrow c} \pm 0.41_{b \rightarrow u}) \times 10^{-3}.$$

4 Advanced neutrino reconstruction

For the standard neutrino reconstruction method, a neutrino is reconstructed as a missing momentum in the final state and it cannot distinguish $B\bar{B}$ events from continuum events. This advanced method separate decay daughters into the signal side and tag side using the probability density function defined by various kinematic variables. There are a bunch of combinations to separate decay products into two categories and it is not practical to try all of combinations. The annealing technique ⁹ is introduced to obtain a solution of the combination problem within a reasonable iteration. After classification of decay daughters, B meson constraints can be used to calculate kinematic variables such as the B meson momentum, B meson energy and so on, which improve the signal to noise ratio significantly.

The annealing method is a algorithm to solve the combination problem. We define the incorrect probability for a solution using the probability density functions for a correctly separated sample and randomly separated one by MC events where probability density functions

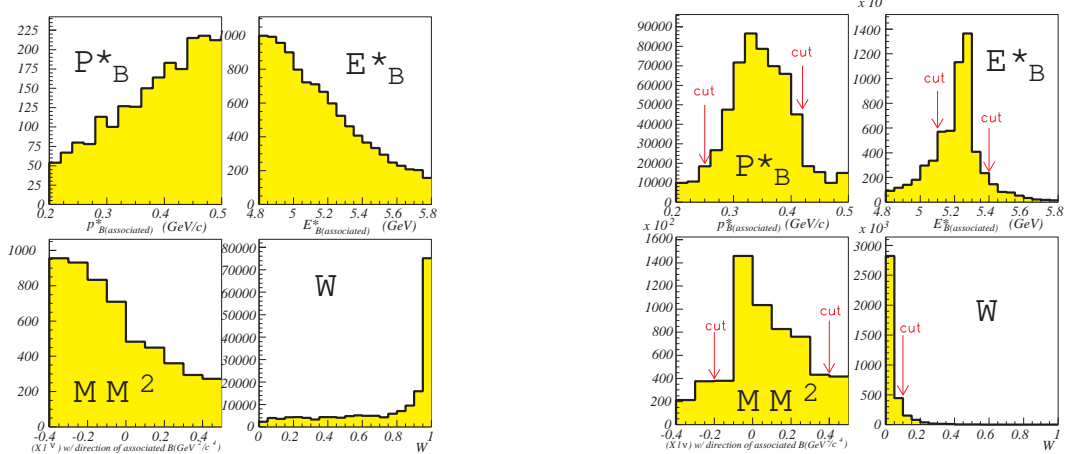


Figure 4: The density probability functions for B meson momentum in CM-rest frame (p_B^*), B meson energy in the rest frame (E_B^*), the missing mass square for neutrino (MM^2) and the incorrect probability for the random sample (before minimization) are shown in the left and the same figures after minimization are shown in the right.

are defined by several kinematic distributions.

$$W = \frac{PDF(random; p_B^*, E_B^*, MM^2, \dots)}{PDF(correct; p_B^*, E_B^*, MM^2, \dots) + PDF(random; p_B^*, E_B^*, MM^2, \dots)}$$

Search for the optimal combination is carried out by minimizing W through changing a particle from signal B category to the tag side category and vice versa. With a certain probability a assignment of a particle is not taken even it provides better W in order to prevent a stack into the local minimum. Fig. 4 show several kinematic variables before minimization and after.

After iteration of this process, the optimal combination for two B meson is obtained. We select events whose W is consistent with zero, obtained B meson candidate is consistent with the real B meson using P_B^* and E_B^* and missing mass calculated with B meson constraint is consistent with neutrino mass.

4.1 Validity of this method

This new method is checked using two different control samples extracted from real data and MC data. M_X distribution is studied using $B \rightarrow D^* \ell \nu$ sample which has been selected requiring a existance of D^* from the mass difference of $M(D\pi)$ and $M(D)$ and $\cos \theta_{B-D^* \ell}$ and $D^* \ell \nu$ is considered as the signal B meson. Processing this neutrino reconstruction scheme to the sample, two B mesons are separated and the most probable $B(\rightarrow X \ell \nu)$ meson is selected which must be same as the B meson tagged in sample selection. Observed M_X spectrum has a peak at M_{D^*} and the shape is consistent between data and MC except for its normalization ($\epsilon(data)/\epsilon(MC) = 0.902 \pm 0.040$). q^2 distribution is also checked using $B \rightarrow J/\Psi X$ sample where one of leptons from J/Ψ decay is treated as neutrino. Obtained q^2 distribution shows a peak at $q^2 = M_{J/\Psi}^2$ and same shape for data and MC, though the normalization between data and MC is slightly different like in the M_X distribution from $D^* \ell \nu$ samples ($\epsilon(data)/\epsilon(MC) = 0.862 \pm 0.046$). Normalization differences between data and MC are considered to be from uncertainty of hadronic decay mode in B meson decay table of MC generation and this effect ($\epsilon(data)/\epsilon(MC) = 0.886 \pm 0.034$) is corrected in the $X_u \ell \nu$ analysis.

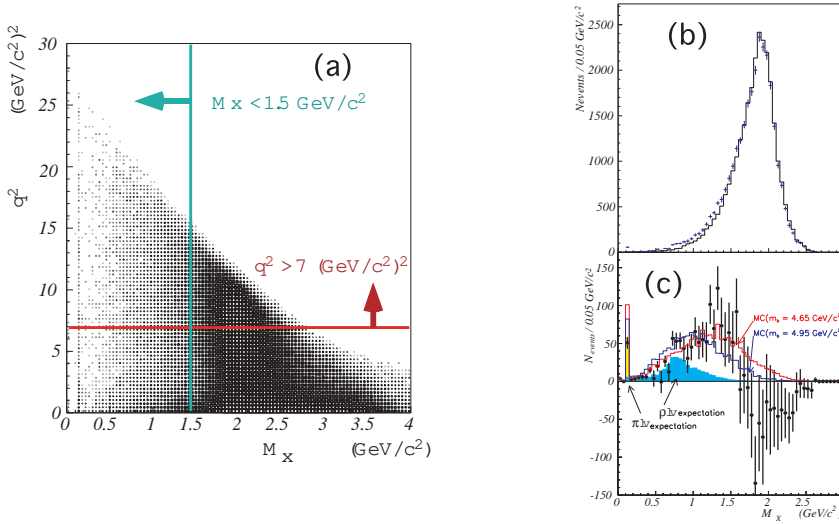


Figure 5: M_X vs. q^2 distribution for selected sample (a), the projected M_X distribution after requirement of $q^2 < 7\text{GeV}^2$ for data(cross) and MC(histogram) (b) and the background subtracted M_X distribution (c) are shown. In the last figure, two solid histograms show expected distributions from inclusive models with two different m_b ($m_b = 4.95\text{GeV}/c^2$ and $m_b = 4.65\text{GeV}/c^2$) and shaded histograms show expected distributions from ISGW2 model for $\pi\ell\nu$ and $\rho\ell\nu$.

4.2 Branching fraction of $B \rightarrow X_u\ell\nu$

Through this advanced neutrino reconstruction, $B \rightarrow X\ell\nu$ candidate are selected from 85 Million $B\bar{B}$ sample corresponding to $78fb^{-1}$. Selected sample shown in fig. 5-(a) contains huge $X_c\ell\nu$ components which are considered as backgrounds for $B \rightarrow X_u\ell\nu$ study. The kinematic regions for the signal are limited in $M_X < 1.5\text{GeV}/c^2$ and $q^2 > 7\text{GeV}^2/c^2$ in order to reduce X_c backgrounds and to optimize the signal sensitivity. We obtained 1148 events excess to the background in these region. The branching fraction of $B \rightarrow X_u\ell\nu$ is obtained from

$$B \rightarrow X_u\ell\nu = \frac{1}{2} \frac{(N_{obs} - a \times N_{bkg})}{a \times \epsilon_{ff}} \frac{1}{2N_{B\bar{B}}},$$

where N_{obs} and N_{bkg} is obtained number of events in the signal region for data and MC respectively $a = \epsilon(data)/\epsilon(MC)$ and ϵ_{ff} shows a detection efficiency of signal estimated from MC. Models used for efficiency estimations are same as the previous method. Obtained branching fraction is

$$\mathcal{B}(B \rightarrow X_u\ell\nu) = (1.64 \pm 0.14_{stat.} \pm 0.36_{sys.} \pm 0.28_{b \rightarrow c} \pm 0.22_{b \rightarrow u}) \times 10^{-3}.$$

5 Extraction of $|V_{ub}|$ and systematics

We used the following formula⁵ to extract $|V_{ub}|$ from $\mathcal{B}(B \rightarrow X_u\ell\nu)$,

$$|V_{ub}| = 0.00445 \times \left(\frac{\mathcal{B}(b \rightarrow u\ell\nu)}{0.002} \frac{1.55ps}{\tau_b} \right)^{1/2} \times (1 \pm 0.020_{OPE} \pm 0.052_{m_b}),$$

where $\tau_b = 1.606 \pm 0.012$ is used as a average of B^+ and B^0 lifetime⁵. Extracted $|V_{ub}|$ are very prepliminary and $|V_{ub}| = (5.00 \pm 0.60_{stat.} \pm 0.23_{sys.} \pm 0.05_{b \rightarrow c} \pm 0.39_{b \rightarrow u} \pm 0.36_{theo.}) \times 10^{-3}$ (for

Table 1: Systematics of $\mathcal{B}(B \rightarrow X_u \ell \nu)$ for $D^{(*)} \ell \nu$ tag and ν reconstruction method.

$D^{(*)} \ell \nu$ tag	% error	adv. ν recon.	% error
Tracking	6	B.G. fraction/signal eff.	18
π^0 recon.	3	K_L contamination	2
recon. eff.	3.2	lepton ID	12
K ID	2	lepton fake	1
lepton ID	4	M_X shape	2
Normalization	2.2	non- $B\bar{B}$ contami.	< 1
[sub total	9		22]
$b \rightarrow c$ related		$B \rightarrow X_c \ell \nu$	
consistency $M_X < 1.8 \text{ GeV}/c^2$	2.1	model dependence	17
$b \rightarrow u \ell \nu$		$b \rightarrow u \ell \nu$	
recon. and extrapolation	15.6		13
(recon. only	5.0)		

$D^{(*)} \ell \nu$), $|V_{ub}| = (3.96 \pm 0.17_{stat.} \pm 0.44_{sys.} \pm 0.34_{b \rightarrow c} \pm 0.26_{b \rightarrow u} \pm 0.29_{theo.}) \times 10^{-3}$ (for advanced ν recon.). Obtained values are consistent each other within error as well as results from other measurements. Systematic errors from several items are considered and listed in table 1 for each method.

6 Conclusion

We present preliminary results on $B \rightarrow X_u \ell \nu$ branching fraction using two new methods.

- for $D^{(*)} \ell \nu$

$$\mathcal{B}(B \rightarrow X_u \ell \nu) = (2.62 \pm 0.63_{stat.} \pm 0.23_{sys.} \pm 0.05_{b \rightarrow c} \pm 0.41_{b \rightarrow u}) \times 10^{-3},$$

$$|V_{ub}| = (5.00 \pm 0.60_{stat.} \pm 0.23_{sys.} \pm 0.05_{b \rightarrow c} \pm 0.39_{b \rightarrow u} \pm 0.36_{theo.}) \times 10^{-3}$$

- for advanced ν recon.

$$\mathcal{B}(B \rightarrow X_u \ell \nu) = (1.64 \pm 0.14_{stat.} \pm 0.36_{sys.} \pm 0.28_{b \rightarrow c} \pm 0.22_{b \rightarrow u}) \times 10^{-3},$$

$$|V_{ub}| = (3.96 \pm 0.17_{stat.} \pm 0.44_{sys.} \pm 0.34_{b \rightarrow c} \pm 0.26_{b \rightarrow u} \pm 0.29_{theo.}) \times 10^{-3}$$

Bothe methods provide good S/N in addition to good M_X resolution for $D^{(*)} \ell \nu$ tag and good efficiency for the advanced neutrino reconstruction tag.

References

1. M. Kobayashi and T. Maskawa, Prog. Theor. Phys. **49** (1973) 652.
2. I.I. Bigi, M.A. Shifman, N. Uraltsev, Ann. Rev. Nucl. Part. Sci. **47** (1997) 591;
A.H. Hoang, Z. Ligeti and A.V. Manohar, Phys. Rev. Lett. **82**, 277(1999).
3. BELLE Collaboration, K. Abashian *et al.*, Nucl. Inst. and Meth. **A479** (2002) 117.
4. E. Kikutani ed., KEK Preprint 2001-157 (2001), to appear in Nucl. Instr. and Meth. A.
5. Particle Data Group, Phys. Rev. **D66** (2002) 1.
6. BELLE Collaboration, K. Abe *et al.*, Phys. Lett. **B547** (2002) 181,
other experiments on PDG2002.
7. N. Isgur, D. Scora, B. Grinstein, M. B. Wise, Phys. Rev. **D39** (1989) 799;
D. Scora, N. Isgur, Phys. Rev. **D52** (1995) 2783.
8. F.D. Fazio, M. Neubert, JHEP **9906** (1999) 017;
A.F. Falk, M. Neubert, Phys. Rev. **D47** (1999) 2965.
9. S. Kirkpatrick *et al.*, Science **220** (1983) No. 4598.