

J/ψ Polarization in 800-GeV p -Cu Interactions

T.H. Chang,^{7,*} M.E. Beddo,⁷ C.N. Brown,³ T.A. Carey,⁶ W.E. Cooper,³ C.A. Gagliardi,⁹ G.T. Garvey,⁶
D.F. Geesaman,² E.A. Hawker,^{9,6,†} X.C. He,⁴ L.D. Isenhower,¹ D.M. Kaplan,⁵ S.B. Kaufman,²
D.D. Koetke,¹⁰ P.L. McGaughey,⁶ W.M. Lee,^{4,‡} M.J. Leitch,⁶ J.M. Moss,⁶ B.A. Mueller,²
V. Papavassiliou,⁷ J.C. Peng,^{6,*} P.E. Reimer,^{6,2} M.E. Sadler,¹ W.E. Sondheim,⁶ P.W. Stankus,⁸
R.S. Towell,^{1,6} R.E. Tribble,⁹ M.A. Vasiliev,^{9,§} J.C. Webb,^{7,¶} J.L. Willis,¹ and G.R. Young⁸

(FNAL E866/NuSea Collaboration)

¹Abilene Christian University, Abilene, TX 79699

²Argonne National Laboratory, Argonne, IL 60439

³Fermi National Accelerator Laboratory, Batavia, IL 60510

⁴Georgia State University, Atlanta, GA 30303

⁵Illinois Institute of Technology, Chicago, IL 60616

⁶Los Alamos National Laboratory, Los Alamos, NM 87545

⁷New Mexico State University, Las Cruces, NM, 88003

⁸Oak Ridge National Laboratory, Oak Ridge, TN 37831

⁹Texas A&M University, College Station, TX 77843

¹⁰Valparaiso University, Valparaiso, IN 46383

(Dated: October 27, 2018)

We present measurements of the polarization of the J/ψ produced in 800-GeV proton interactions with a copper target. Polarization of the J/ψ is sensitive to the $c\bar{c}$ production and hadronization processes. A longitudinal polarization is observed at large x_F , while at small x_F the state is produced essentially unpolarized or slightly transversely polarized. No significant variation of the polarization is observed versus p_T .

PACS numbers: 13.88.+e, 14.40.Nd

A detailed understanding of the production mechanism of charmonium is important for ongoing research at the Relativistic Heavy Ion Collider, where this process can play an important role in the search for quark-gluon plasma formation [1], as well as for the investigation of the gluon contribution to the proton spin structure [2, 3]. In the non-relativistic QCD formalism (NRQCD), charmonium polarization can probe [4] details of the production process [5] that are perturbatively calculable.

NRQCD is an effective field theory that approximates the full QCD Lagrangian for large quark masses. Uncalculable matrix elements for the production of various Fock-space components of the quarkonium wavefunction are ranked, using simple scaling rules, according to their order in v , the relative quark-antiquark velocity in the quarkonium rest frame; for charmonium, this has a value of ~ 0.5 . The leading matrix elements can then be extracted from fits to experimental data and used in calculating other processes.

A determination [6] of the various matrix elements from available high-energy data defines to a large extent the expected production properties of charmonium, one of which is the polarization. For a spin-1 particle, given the fraction ξ of particles produced in the $j_z = 0$ (“longitudinal”) state, we can define the polarization $\lambda = (1 - 3\xi)/(1 + \xi)$; λ is positive (negative) for transverse (longitudinal) polarization. While several of the intermediate $c\bar{c}$ states are color-octet states and must be followed by multiple gluon emission before a physical

charmonium state is produced, heavy-quark symmetry implies that gluon radiation leaves the quark spins unchanged, providing definite predictions for the spin state of the final charmonium [5].

The polarization of the J/ψ has been measured with relatively high statistical precision only in fixed-target experiments, in pion [7] and proton [8, 9] interactions with solid nuclear targets. No significant polarization has been seen in either, with the exception of an intriguing large longitudinal polarization at the highest x_F value of the pion-induced data. Measurements in collider experiments, at energies and transverse momenta where theoretical calculations should be more robust and which are free of potential complications from nuclear effects, suffer from low statistics [10]. Finally, in a recent study of fixed-target bottomonium production [11], the $\Upsilon(1S)$ was found to be largely unpolarized, while the $\Upsilon(2S, 3S)$ states had strong transverse polarization.

In this experiment, we accumulated [12] a much larger sample — approximately 9 million — of reconstructed J/ψ than any previous study, in interactions of an 800-GeV/c proton beam with a copper target. J/ψ decays were measured using the Fermilab Meson-East dimuon spectrometer [13], which consisted of three dipole magnets, SM0, SM12, and SM3, and three stations of drift chambers and trigger scintillator hodoscopes. Data were collected during a month-long dedicated run in which the copper beam dump inside SM12 was used in place of a target; the first dipole was switched off during this

run. A copper absorber filtered out all hadrons and electrons produced in the interactions, allowing only muons to enter the spectrometer. Additional hadron rejection was obtained using a muon identifier, consisting of proportional tubes and scintillator hodoscopes behind a thick absorber at the downstream end of the apparatus. Events were recorded when the trigger condition of two oppositely-charged muons was satisfied.

Events were reconstructed offline from the recorded hits in the drift chambers. Tracks were traced back through the magnetic fields to the dump/target, where a vertex was formed, consistent with the beam position. Energy losses and multiple Coulomb scattering in the absorber and the dump were taken into account in the traceback. The momentum of the muons was determined by their bending in SM3 and this was used to calculate their trajectories in SM12.

The invariant mass of the muon pair was calculated from the muon momenta and opening angle at the vertex. Since the energy loss and multiple scattering are only known on average and not on an event-by-event basis, the mass resolution, typically ≈ 500 MeV (FWHM), was not sufficient to separate the J/ψ and ψ' peaks in this run using this extended target. While the two charmonium states cannot be separated, it is estimated that the ψ' contributes only about 1% to the total event count, based on the relative production cross sections and branching ratios into muons. Therefore, the ψ' is not considered in the following discussion.

The mass distributions were plotted in bins in the Feynman- x variable x_F , transverse momentum p_T , and the dimuon polar angle ϑ in the dimuon rest frame. We use the Collins-Soper frame [14]. This is identical to the Gottfried-Jackson frame [15], used in several earlier experiments, for $p_T = 0$, and to a very good approximation equivalent even at the highest p_T values in this experiment.

The invariant mass distribution in each (x_F, p_T) -bin were fitted to a Gaussian peak plus an exponential or polynomial background. All of the parameters, including the mass, were determined by the fit. The number of events under the peak gave the combined J/ψ and ψ' triple-differential, unnormalized cross section in x_F , p_T , and ϑ . Distributions as a function of ϑ were then formed in each x_F and p_T bin.

The spectrometer and trigger acceptance was calculated with the help of a Monte Carlo simulation of the J/ψ production process, which included all the measured magnetic fields and detector efficiencies and geometry. The known properties of J/ψ production from previous experiments were used. However, because of the binning in x_F and p_T , exact knowledge of the form of the cross section as a function of these two variables was not crucial. Events were generated with a flat ϑ distribution, corresponding to unpolarized production. Simulated data were passed through the same analysis chain

as the real data. The Monte Carlo reproduced quite accurately the main features of the data, including the mass and vertex resolutions.

The azimuthal-angle (ϕ) dependence of the production cross section was assumed to be flat in the Monte Carlo, since the two interacting hadrons were unpolarized. The corresponding measured acceptance-corrected distribution was essentially flat, consistent with a 2% uncertainty in the direction of the incoming beam. The decay distribution was also assumed to be flat in ϕ , consistent with previous results [7]. No attempt was made to extract the ϕ dependence of the decay in this analysis.

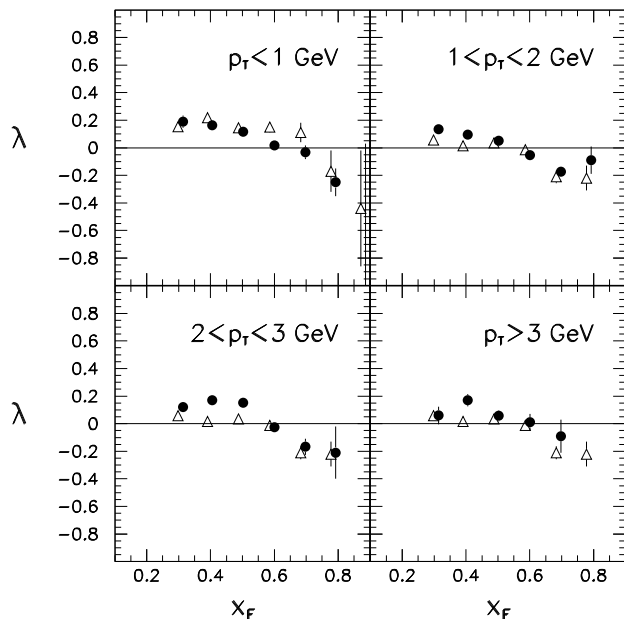


FIG. 1: J/Ψ polarization parameter λ versus x_F in p_T bins. Solid dots are the results obtained with the 2800 A magnet setting, open triangles with the 2040 A setting. Only statistical errors are shown.

The ϑ distributions of the data in all bins were divided by the corresponding ones of the simulation, resulting in acceptance-corrected ϑ distributions. These were then used to calculate the polarization in x_F and p_T bins, according to the formula $d\sigma/d\cos\vartheta = A(1 + \lambda\cos^2\vartheta)$, where the normalization constants A were left free. Results were obtained separately for two experimental runs with the current in the SM12 magnet set to 2040 and 2800 A respectively, resulting in substantially different acceptances.

Figure 1 shows the polarization parameter λ as a function of x_F in four p_T bins; it can be seen that results from the two magnet settings are in reasonable agreement, giving some confidence that the acceptance is understood and providing an estimate for the magnitude of the relevant systematic uncertainties. The x_F dependence of λ

appears to be independent of p_T .

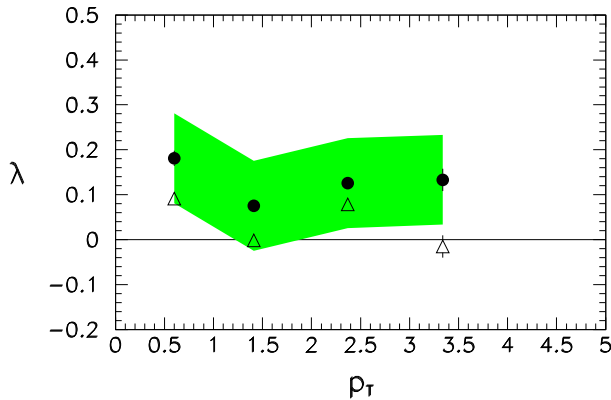


FIG. 2: J/ψ polarization parameter λ versus p_T for two x_F ranges: $x_F < 0.45$ (solid circles) and $x_F > 0.45$ (open triangles). Statistical errors are smaller than the data points. Systematic errors for the small x_F data are shown as a dark band; those for large x_F (not shown) are slightly smaller.

Systematic errors from various sources were considered. Inexact knowledge of the p_T dependence of the production cross section, coupled with a strong p_T dependence of the acceptance versus decay angle ϑ , led to an uncertainty of ± 0.06 in λ , independent of x_F . Additional contributions included mass-peak fitting errors (0.04–0.08, depending on the x_F bin) and uncertainties in the exact position (0.02) and angle (0.02–0.04) of the incoming beam and in the fields in the analyzing magnets (0.01). Uncertainties from various sources are largely uncorrelated; they were added in quadrature for the overall systematic error.

Figure 2 presents the polarization parameter λ as a function of p_T for two x_F ranges, where the two data sets have been statistically combined. The two intervals in x_F approximately correspond to regions where the gluon-gluon and quark-antiquark processes are dominant. No significant p_T dependence is seen in either region after the systematic errors are taken into account. At large p_T , charmonium production is understood [16] to be dominated by gluon bremsstrahlung with subsequent fragmentation into a $c\bar{c}$ pair. In this case, the charmonium state is expected [5, 17] to retain to a large degree the transverse polarization of the high- p_T , on-shell gluon. However, the p_T range of the experiment, extending to 4 GeV, may not be sufficient to see clearly such an effect. It must be noted that this effect is also not observed at the high p_T values available at collider energies [10], where, if anything, polarization appears to be longitudinal. In the following, we assume there is no significant p_T dependence and the results are presented integrated over all p_T .

Figure 3 shows the polarization λ as a function of x_F for the combined data set. The one-sigma systematic uncertainty is shown as a dark band. Also shown are the results previously obtained by the Chicago-Iowa-

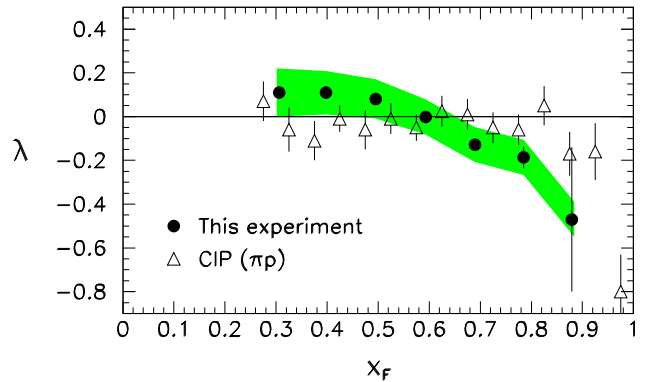


FIG. 3: J/ψ polarization parameter λ versus x_F from this experiment (solid circles). Statistical errors are shown as error bars, systematic as a dark band. Data values are tabulated in [12]. The CIP [7] results are also shown (open triangles).

Princeton collaboration [7], which used a 252-GeV pion beam and a tungsten target. Our results suggest that the J/ψ is produced slightly transversely polarized at small-to-intermediate x_F . Within the systematic uncertainties the results are consistent with the CIP experiment [7], which saw no polarization in this range, albeit with much larger statistical uncertainties. It should be noted that in this range the $q\bar{q}$ annihilation process is expected to play a more important role with a pion beam than with a proton beam, where gg fusion dominates. For $x_F > 0.6$, the polarization turns to longitudinal, outside the margins of the systematic error. This is similar to a pattern seen in the CIP experiment, although the behavior appears smoother as a function of x_F and begins at smaller x_F than the sudden turn-over near $x_F \approx 0.85$ in the latter. However, the results are not incompatible. It is also interesting to note that the clear change in polarization in this experiment roughly coincides with the transition from gluon-fusion dominance to quark-annihilation dominance.

Integrated over the entire x_F range, the measured polarization is $\lambda = 0.069 \pm 0.004 \pm 0.08$ (statistical and systematic errors). This small value, consistent with no polarization if systematic errors are taken into account, is in agreement with previous proton-beam experiments [8, 9], which had insufficient statistics to study the x_F dependence.

As a cross-check of the analysis, the polarization of the Drell-Yan continuum was also studied using the same technique. This can be done only for dimuon invariant masses greater than 4 GeV, since the J/ψ peak dominates the spectrum at lower masses. An additional complication arises from random coincidences of uncorrelated pairs of muons, which in the case of the J/ψ were removed by the fitting procedure. These were estimated and subtracted from the Drell-Yan sample by studying the distributions of same-charge muon pairs. A fit to

the formula $1 + \lambda \cos^2 \vartheta$ for dimuon masses from 4 to 7 GeV gave $\lambda = 0.98 \pm 0.04$, in good agreement with the 100% transverse polarization expected and previously observed [11] in the Drell-Yan process. While the kinematic range is not the same as for the J/ψ measurement, this agreement with expectations increases confidence in the soundness of the J/ψ analysis. The level of statistics were not adequate to investigate any x_F dependence of the Drell-Yan polarization.

The results are not in agreement with published predictions for J/ψ polarization based on NRQCD, which are in the range $0.31 < \lambda < 0.63$ [18], or with similar predictions [19] based on an early model that considers only color-singlet intermediate states. The small positive values at $x_F \lesssim 0.5$ are very similar to the results obtained for $\Upsilon(1S)$ by this experiment in a similar p_T range, and in sharp contrast to the essentially 100% transverse polarization of the (unresolved) $\Upsilon(2S)$ and $\Upsilon(3S)$ states [11].

To understand the behavior of the polarization, all sources of J/ψ production must be considered. While b -quark production is not a major source at these energies, almost half of the produced J/ψ 's are the decay products of higher-mass charmonium resonances, mainly the 3P_J states χ_{cJ} . Feed-down from χ_{c2} , produced exclusively in the $J_z = 2$ state from gluon-gluon fusion, results in 100% transverse J/ψ 's, increasing the observed values of λ . The turn-over at high x_F may reflect the transition, at $x_F \simeq 0.6$, to the quark-annihilation graph [20], which produces a mix of χ_{c2} spin states. As for the overall level, it cannot be explained without a substantial contribution from χ_{c1} , which in general produces longitudinal J/ψ 's. Beneke and Rothstein [18] originally estimated the χ_{c1} contribution to be about 10 times smaller than that from χ_{c2} , but it was later found experimentally [21] to be of comparable size. NRQCD calculations which retain higher orders in v can also accommodate substantial χ_{c1} contributions [22]. It would probably require a contribution near the experimental and theoretical upper limits in order to obtain λ values as small as experimentally measured, within the context of NRQCD.

In addition, it must be noted that no existing calculation takes into account nuclear effects, which strongly affect the production cross section [23]. The formation length of the J/ψ at these energies is generally longer than the nuclear size [24] and it is conceivable that color-singlet and -octet components of the wavefunction are absorbed differently while propagating through the nuclear medium, resulting in a different mix of Fock states compared to the free-nucleon production, thus altering the polarization. Furthermore, the polarization of the χ_c states themselves is predicted to have a nuclear dependence [25] which would feed down to the J/ψ polarization. Finally, at the highest values of x_F , higher-twist

effects may become important [19].

This work was supported in part by the U.S. Department of Energy.

* Present address: University of Illinois, Urbana, IL 61801

† Present address: University of Cincinnati, Cincinnati, OH 45221

‡ Present address: Florida State University, Tallahassee, FL 32306

§ On leave from Kurchatov Institute, Moscow, Russia

¶ Present address: Indiana University, Bloomington, IN 61801

- [1] T. Matsui and H. Satz, Phys. Lett. **B178**, 416 (1986).
- [2] R. W. Robinett, Phys. Rev. **D43**, 113 (1991).
- [3] O. Teryaev and A. Tkabladze, Phys. Rev. **D56**, 7331 (1997).
- [4] G. T. Bodwin, E. Braaten, and G. P. Lepage, Phys. Rev. **D51**, 1125 (1995).
- [5] P. L. Cho and M. B. Wise, Phys. Lett. **B346**, 129 (1995).
- [6] B. A. Kniehl and G. Kramer, Eur. Phys. J. **C6**, 493 (1999).
- [7] C. Biino et al., Phys. Rev. Lett. **58**, 2523 (1987).
- [8] T. Alexopoulos et al. (E771), Phys. Rev. **D55**, 3927 (1997).
- [9] A. Gribushin et al. (E672/E706), Phys. Rev. **D62**, 012001 (2000).
- [10] T. Affolder et al. (CDF), Phys. Rev. Lett. **85**, 2886 (2000).
- [11] C. N. Brown et al. (E866), Phys. Rev. Lett. **86**, 2529 (2001).
- [12] T.-H. Chang, Ph.D. thesis, New Mexico State University (1999), hep-ex/0012034.
- [13] G. Moreno et al. (E605), Phys. Rev. **D43**, 2815 (1991).
- [14] J. C. Collins and D. E. Soper, Phys. Rev. **D16**, 2219 (1977).
- [15] K. Gottfried and J. D. Jackson, Nuovo Cim. **33**, 309 (1964).
- [16] E. Braaten and T. C. Yuan, Phys. Rev. Lett. **71**, 1673 (1993).
- [17] E. Braaten, B. A. Kniehl, and J. Lee, Phys. Rev. **D62**, 094005 (2000).
- [18] M. Beneke and I. Z. Rothstein, Phys. Rev. **D54**, 2005 (1996).
- [19] M. Vanttinen, P. Hoyer, S. J. Brodsky, and W.-K. Tang, Phys. Rev. **D51**, 3332 (1995).
- [20] M. S. Kowitt et al. (E789), Phys. Rev. Lett. **72**, 1318 (1994).
- [21] T. Alexopoulos et al. (E771), Phys. Rev. **D62**, 032006 (2000).
- [22] M. Beneke (1997), hep-ph/9703429.
- [23] M. J. Leitch et al. (E866), Phys. Rev. Lett. **84**, 3256 (2000).
- [24] G. R. Farrar, L. L. Frankfurt, M. I. Strikman, and H. Liu, Phys. Rev. Lett. **64**, 2996 (1990).
- [25] L. Gerland, L. Frankfurt, M. Strikman, H. Stocker, and W. Greiner, Phys. Rev. Lett. **81**, 762 (1998).