

# Observation of $K_s^0 K_s^0$ resonances in deep inelastic scattering at HERA

ZEUS Collaboration

## Abstract

Inclusive  $K_s^0 K_s^0$  production in deep inelastic  $ep$  scattering at HERA has been studied with the ZEUS detector using an integrated luminosity of  $120 \text{ pb}^{-1}$ . Two states are observed at masses of  $1537_{-8}^{+9} \text{ MeV}$  and  $1726 \pm 7 \text{ MeV}$ , as well as an enhancement around  $1300 \text{ MeV}$ . The state at  $1537 \text{ MeV}$  is consistent with the well established  $f_2'(1525)$ . The state at  $1726 \text{ MeV}$  may be the glueball candidate  $f_0(1710)$ . However, its width of  $38_{-14}^{+20} \text{ MeV}$  is narrower than  $125 \pm 10 \text{ MeV}$  observed by previous experiments for the  $f_0(1710)$ .

# The ZEUS Collaboration

S. Chekanov, M. Derrick, D. Krakauer, J.H. Loizides<sup>1</sup>, S. Magill, B. Musgrave, J. Repond,  
R. Yoshida

*Argonne National Laboratory, Argonne, Illinois 60439-4815<sup>n</sup>*

M.C.K. Mattingly

*Andrews University, Berrien Springs, Michigan 49104-0380*

P. Antonioli, G. Bari, M. Basile, L. Bellagamba, D. Boscherini, A. Bruni, G. Bruni,  
G. Cara Romeo, L. Cifarelli, F. Cindolo, A. Contin, M. Corradi, S. De Pasquale, P. Giusti,  
G. Iacobucci, A. Margotti, A. Montanari, R. Nania, F. Palmonari, A. Pesci, G. Sartorelli,  
A. Zichichi

*University and INFN Bologna, Bologna, Italy<sup>e</sup>*

G. Aghuzumtsyan, D. Bartsch, I. Brock, S. Goers, H. Hartmann, E. Hilger, P. Irrgang,  
H.-P. Jakob, A. Kappes<sup>2</sup>, U.F. Katz<sup>2</sup>, O. Kind, U. Meyer, E. Paul<sup>3</sup>, J. Rautenberg,  
R. Renner, A. Stifutkin, J. Tandler, K.C. Voss, M. Wang, A. Weber<sup>4</sup>

*Physikalisches Institut der Universität Bonn, Bonn, Germany<sup>b</sup>*

D.S. Bailey<sup>5</sup>, N.H. Brook<sup>5</sup>, J.E. Cole, B. Foster, G.P. Heath, H.F. Heath, S. Robins,  
E. Rodrigues<sup>6</sup>, J. Scott, R.J. Tapper, M. Wing

*H.H. Wills Physics Laboratory, University of Bristol, Bristol, United Kingdom<sup>m</sup>*

M. Capua, A. Mastroberardino, M. Schioppa, G. Susinno

*Calabria University, Physics Department and INFN, Cosenza, Italy<sup>e</sup>*

J.Y. Kim, Y.K. Kim, J.H. Lee, I.T. Lim, M.Y. Pac<sup>7</sup>

*Chonnam National University, Kwangju, Korea<sup>g</sup>*

A. Caldwell<sup>8</sup>, M. Helbich, X. Liu, B. Mellado, Y. Ning, S. Paganis, Z. Ren, W.B. Schmidke,  
F. Sciulli

*Nevis Laboratories, Columbia University, Irvington on Hudson, New York 10027<sup>o</sup>*

J. Chwastowski, A. Eskreys, J. Figiel, K. Olkiewicz, P. Stopa, L. Zawiejski

*Institute of Nuclear Physics, Cracow, Poland<sup>i</sup>*

L. Adamczyk, T. Bóld, I. Grabowska-Bóld, D. Kisielewska, A.M. Kowal, M. Kowal,  
T. Kowalski, M. Przybycień, L. Suszycki, D. Szuba, J. Szuba<sup>9</sup>

*Faculty of Physics and Nuclear Techniques, AGH-University of Science and Technology,  
Cracow, Poland<sup>p</sup>*

A. Kotański<sup>10</sup>, W. Słomiński<sup>11</sup>

*Department of Physics, Jagellonian University, Cracow, Poland*

V. Adler, L.A.T. Bauerdick<sup>12</sup>, U. Behrens, I. Bloch, K. Borrás, V. Chiochia, D. Dannheim, G. Drews, J. Fourletova, U. Fricke, A. Geiser, P. Göttlicher<sup>13</sup>, O. Gutsche, T. Haas, W. Hain, G.F. Hartner, S. Hillert, B. Kahle, U. Kötz, H. Kowalski<sup>14</sup>, G. Kramberger, H. Labes, D. Lelas, B. Lühr, R. Mankel, I.-A. Melzer-Pellmann, M. Moritz<sup>15</sup>, C.N. Nguyen, D. Notz, M.C. Petrucci<sup>16</sup>, A. Polini, A. Raval, L. Rurua, U. Schneekloth, F. Selonke<sup>3</sup>, U. Stoesslein, H. Wessoleck, G. Wolf, C. Youngman, W. Zeuner  
*Deutsches Elektronen-Synchrotron DESY, Hamburg, Germany*

S. Schlenstedt  
*DESY Zeuthen, Zeuthen, Germany*

G. Barbagli, E. Gallo, C. Genta, P. G. Pelfer  
*University and INFN, Florence, Italy<sup>e</sup>*

A. Bamberger, A. Benen, N. Coppola  
*Fakultät für Physik der Universität Freiburg i.Br., Freiburg i.Br., Germany<sup>b</sup>*

M. Bell, P.J. Bussey, A.T. Doyle, J. Hamilton, S. Hanlon, S.W. Lee, A. Lupi, D.H. Saxon, I.O. Skillicorn  
*Department of Physics and Astronomy, University of Glasgow, Glasgow, United Kingdom<sup>m</sup>*

I. Gialas  
*Department of Engineering in Management and Finance, Univ. of Aegean, Greece*

B. Bodmann, T. Carli, U. Holm, K. Klimek, N. Krumnack, E. Lohrmann, M. Milite, H. Salehi, S. Stonjek<sup>17</sup>, K. Wick, A. Ziegler, Ar. Ziegler  
*Hamburg University, Institute of Exp. Physics, Hamburg, Germany<sup>b</sup>*

C. Collins-Tooth, C. Foudas, R. Gonçalo<sup>6</sup>, K.R. Long, A.D. Tapper  
*Imperial College London, High Energy Nuclear Physics Group, London, United Kingdom<sup>m</sup>*

P. Cloth, D. Filges  
*Forschungszentrum Jülich, Institut für Kernphysik, Jülich, Germany*

K. Nagano, K. Tokushuku<sup>18</sup>, S. Yamada, Y. Yamazaki M. Kataoka<sup>19</sup>  
*Institute of Particle and Nuclear Studies, KEK, Tsukuba, Japan<sup>f</sup>*

A.N. Barakbaev, E.G. Boos, N.S. Pokrovskiy, B.O. Zhautykov  
*Institute of Physics and Technology of Ministry of Education and Science of Kazakhstan, Almaty, Kazakhstan*

H. Lim, D. Son  
*Kyungpook National University, Taegu, Korea<sup>g</sup>*

K. Piotrkowski

*Institut de Physique Nucléaire, Université Catholique de Louvain, Louvain-la-Neuve, Belgium*

F. Barreiro, C. Glasman<sup>20</sup>, O. González, L. Labarga, J. del Peso, E. Tassi, J. Terrón, M. Vázquez

*Departamento de Física Teórica, Universidad Autónoma de Madrid, Madrid, Spain<sup>l</sup>*

M. Barbi, F. Corriveau, S. Gliga, J. Lainesse, S. Padhi, D.G. Stairs, R. Walsh

*Department of Physics, McGill University, Montréal, Québec, Canada H3A 2T8<sup>a</sup>*

T. Tsurugai

*Meiji Gakuin University, Faculty of General Education, Yokohama, Japan<sup>f</sup>*

A. Antonov, P. Danilov, B.A. Dolgoshein, D. Gladkov, V. Sosnovtsev, S. Suchkov

*Moscow Engineering Physics Institute, Moscow, Russia<sup>j</sup>*

R.K. Dementiev, P.F. Ermolov, Yu.A. Golubkov, I.I. Katkov, L.A. Khein, I.A. Korzhavina, V.A. Kuzmin, B.B. Levchenko<sup>21</sup>, O.Yu. Lukina, A.S. Proskuryakov, L.M. Shcheglova, N.N. Vlasov, S.A. Zotkin

*Moscow State University, Institute of Nuclear Physics, Moscow, Russia<sup>k</sup>*

N. Coppola, S. Grijpink, E. Koffeman, P. Kooijman, E. Maddox, A. Pellegrino, S. Schagen, H. Tiecke, J.J. Velthuis, L. Wiggers, E. de Wolf

*NIKHEF and University of Amsterdam, Amsterdam, Netherlands<sup>h</sup>*

N. Brümmer, B. Bylsma, L.S. Durkin, T.Y. Ling

*Physics Department, Ohio State University, Columbus, Ohio 43210<sup>n</sup>*

A.M. Cooper-Sarkar, A. Cottrell, R.C.E. Devenish, J. Ferrando, G. Grzelak, C. Gwenlan, S. Patel, M.R. Sutton, R. Walczak

*Department of Physics, University of Oxford, Oxford United Kingdom<sup>m</sup>*

A. Bertolin, R. Brugnera, R. Carlin, F. Dal Corso, S. Dusini, A. Garfagnini, S. Limentani, A. Longhin, A. Parenti, M. Posocco, L. Stanco, M. Turcato

*Dipartimento di Fisica dell'Università and INFN, Padova, Italy<sup>e</sup>*

E.A. Heaphy, F. Metlica, B.Y. Oh, J.J. Whitmore<sup>22</sup>

*Department of Physics, Pennsylvania State University, University Park, Pennsylvania 16802<sup>o</sup>*

Y. Iga

*Polytechnic University, Sagamihara, Japan<sup>f</sup>*

G. D'Agostini, G. Marini, A. Nigro

*Dipartimento di Fisica, Università 'La Sapienza' and INFN, Rome, Italy<sup>e</sup>*

C. Cormack<sup>23</sup>, J.C. Hart, N.A. McCubbin  
*Rutherford Appleton Laboratory, Chilton, Didcot, Oxon, United Kingdom*<sup>m</sup>

C. Heusch  
*University of California, Santa Cruz, California 95064*<sup>n</sup>

I.H. Park  
*Department of Physics, Ewha Womans University, Seoul, Korea*

N. Pavel  
*Fachbereich Physik der Universität-Gesamthochschule Siegen, Germany*

H. Abramowicz, A. Gabareen, S. Kananov, A. Kreisel, A. Levy  
*Raymond and Beverly Sackler Faculty of Exact Sciences, School of Physics, Tel-Aviv University, Tel-Aviv, Israel*<sup>d</sup>

M. Kuze  
*Department of Physics, Tokyo Institute of Technology, Tokyo, Japan*<sup>f</sup>

T. Abe, T. Fusayasu, S. Kagawa, T. Kohno, T. Tawara, T. Yamashita  
*Department of Physics, University of Tokyo, Tokyo, Japan*<sup>f</sup>

R. Hamatsu, T. Hirose<sup>3</sup>, M. Inuzuka, H. Kaji, S. Kitamura<sup>24</sup>, K. Matsuzawa, T. Nishimura  
*Tokyo Metropolitan University, Department of Physics, Tokyo, Japan*<sup>f</sup>

M. Arneodo<sup>25</sup>, M.I. Ferrero, V. Monaco, M. Ruspa, R. Sacchi, A. Solano  
*Università di Torino, Dipartimento di Fisica Sperimentale and INFN, Torino, Italy*<sup>e</sup>

T. Koop, G.M. Levman, J.F. Martin, A. Mirea  
*Department of Physics, University of Toronto, Toronto, Ontario, Canada M5S 1A7*<sup>a</sup>

J.M. Butterworth, R. Hall-Wilton, T.W. Jones, M.S. Lightwood, B.J. West  
*Physics and Astronomy Department, University College London, London, United Kingdom*<sup>m</sup>

J. Ciborowski<sup>26</sup>, R. Ciesielski<sup>27</sup>, P. Łuźniak<sup>28</sup>, R.J. Nowak, J.M. Pawlak, J. Sztuk<sup>29</sup>,  
T. Tymieniecka<sup>30</sup>, A. Ukleja<sup>30</sup>, J. Ukleja<sup>31</sup>, A.F. Żarnecki  
*Warsaw University, Institute of Experimental Physics, Warsaw, Poland*<sup>g</sup>

M. Adamus, P. Plucinski  
*Institute for Nuclear Studies, Warsaw, Poland*<sup>g</sup>

Y. Eisenberg, L.K. Gladilin<sup>32</sup>, D. Hochman, U. Karshon M. Riveline  
*Department of Particle Physics, Weizmann Institute, Rehovot, Israel*<sup>c</sup>

D. Kçira, S. Lammers, L. Li, D.D. Reeder, M. Rosin, A.A. Savin, W.H. Smith  
*Department of Physics, University of Wisconsin, Madison, Wisconsin 53706*<sup>n</sup>

A. Deshpande, S. Dhawan, P.B. Straub

*Department of Physics, Yale University, New Haven, Connecticut 06520-8121 <sup>n</sup>*

S. Bhadra, C.D. Catterall, S. Fourletov, G. Hartner, S. Menary, M. Soares, J. Standage

*Department of Physics, York University, Ontario, Canada M3J 1P3 <sup>a</sup>*

- <sup>1</sup> also affiliated with University College London
- <sup>2</sup> on leave of absence at University of Erlangen-Nürnberg, Germany
- <sup>3</sup> retired
- <sup>4</sup> self-employed
- <sup>5</sup> PPARC Advanced fellow
- <sup>6</sup> supported by the Portuguese Foundation for Science and Technology (FCT)
- <sup>7</sup> now at Dongshin University, Naju, Korea
- <sup>8</sup> now at Max-Planck-Institut für Physik, München/Germany
- <sup>9</sup> partly supported by the Israel Science Foundation and the Israel Ministry of Science
- <sup>10</sup> supported by the Polish State Committee for Scientific Research, grant no. 2 P03B 09322
- <sup>11</sup> member of Dept. of Computer Science
- <sup>12</sup> now at Fermilab, Batavia/IL, USA
- <sup>13</sup> now at DESY group FEB
- <sup>14</sup> on leave of absence at Columbia Univ., Nevis Labs., N.Y./USA
- <sup>15</sup> now at CERN
- <sup>16</sup> now at INFN Perugia, Perugia, Italy
- <sup>17</sup> now at Univ. of Oxford, Oxford/UK
- <sup>18</sup> also at University of Tokyo
- <sup>19</sup> also at Nara Women's University, Nara, Japan
- <sup>20</sup> Ramón y Cajal Fellow
- <sup>21</sup> partly supported by the Russian Foundation for Basic Research, grant 02-02-81023
- <sup>22</sup> on leave of absence at The National Science Foundation, Arlington, VA/USA
- <sup>23</sup> now at Univ. of London, Queen Mary College, London, UK
- <sup>24</sup> present address: Tokyo Metropolitan University of Health Sciences, Tokyo 116-8551, Japan
- <sup>25</sup> also at Università del Piemonte Orientale, Novara, Italy
- <sup>26</sup> also at Łódź University, Poland
- <sup>27</sup> supported by the Polish State Committee for Scientific Research, grant no. 2 P03B 07222
- <sup>28</sup> Łódź University, Poland
- <sup>29</sup> Łódź University, Poland, supported by the KBN grant 2P03B12925
- <sup>30</sup> supported by German Federal Ministry for Education and Research (BMBF), POL 01/043
- <sup>31</sup> supported by the KBN grant 2P03B12725
- <sup>32</sup> on leave from MSU, partly supported by University of Wisconsin via the U.S.-Israel BSF

- <sup>a</sup> supported by the Natural Sciences and Engineering Research Council of Canada (NSERC)
- <sup>b</sup> supported by the German Federal Ministry for Education and Research (BMBF), under contract numbers HZ1GUA 2, HZ1GUB 0, HZ1PDA 5, HZ1VFA 5
- <sup>c</sup> supported by the MINERVA Gesellschaft für Forschung GmbH, the Israel Science Foundation, the U.S.-Israel Binational Science Foundation and the Benozio Center for High Energy Physics
- <sup>d</sup> supported by the German-Israeli Foundation and the Israel Science Foundation
- <sup>e</sup> supported by the Italian National Institute for Nuclear Physics (INFN)
- <sup>f</sup> supported by the Japanese Ministry of Education, Culture, Sports, Science and Technology (MEXT) and its grants for Scientific Research
- <sup>g</sup> supported by the Korean Ministry of Education and Korea Science and Engineering Foundation
- <sup>h</sup> supported by the Netherlands Foundation for Research on Matter (FOM)
- <sup>i</sup> supported by the Polish State Committee for Scientific Research, grant no. 620/E-77/SPB/DESY/P-03/DZ 117/2003-2005
- <sup>j</sup> partially supported by the German Federal Ministry for Education and Research (BMBF)
- <sup>k</sup> supported by the Fund for Fundamental Research of Russian Ministry for Science and Education and by the German Federal Ministry for Education and Research (BMBF)
- <sup>l</sup> supported by the Spanish Ministry of Education and Science through funds provided by CICYT
- <sup>m</sup> supported by the Particle Physics and Astronomy Research Council, UK
- <sup>n</sup> supported by the US Department of Energy
- <sup>o</sup> supported by the US National Science Foundation
- <sup>p</sup> supported by the Polish State Committee for Scientific Research, grant no. 112/E-356/SPUB/DESY/P-03/DZ 116/2003-2005, 2 P03B 13922
- <sup>q</sup> supported by the Polish State Committee for Scientific Research, grant no. 115/E-343/SPUB-M/DESY/P-03/DZ 121/2001-2002, 2 P03B 07022



# 1 Introduction

The  $K_s^0 K_s^0$  system is expected to couple to scalar and tensor glueballs. This has motivated intense experimental and theoretical study during the past few years [1, 2]. Lattice QCD calculations [3] predict the existence of a scalar glueball with a mass of  $1730 \pm 100$  MeV and a tensor glueball at  $2400 \pm 120$  MeV. The scalar glueball can mix with  $q\bar{q}$  states with  $I = 0$  from the scalar meson nonet, leading to three  $J^{PC} = 0^{++}$  states, whereas only two can fit into the nonet. Experimentally, four states with  $J^{PC} = 0^{++}$  and  $I = 0$  have been established [4]:  $f_0(980)$ ,  $f_0(1370)$ ,  $f_0(1500)$  and  $f_0(1710)$ .

The state most frequently considered to be a glueball candidate is  $f_0(1710)$  [4], but its gluon content has not yet been established. This state was first observed in radiative  $J/\psi$  decays [5] and its angular momentum  $J = 0$  was established by the WA102 experiment using a partial-wave analysis in the  $K^+ K^-$  and  $K_s^0 K_s^0$  final states [6]. A recent publication from L3 [7] reports the observation of two states in  $\gamma\gamma$  collisions above 1500 MeV, the well established  $f_2'(1525)$  [4] and a broad resonance at 1760 MeV. It is not clear if this state is the  $f_0(1710)$ . Observation of  $f_0(1710)$  in  $\gamma\gamma$  collisions would indicate a large quark content.

The  $ep$  collisions at HERA provide an opportunity to study resonance production in a new environment. The production of  $K_s^0$  has been studied previously at HERA [8, 9]. In this paper, the first observation of resonances in the  $K_s^0 K_s^0$  final state in inclusive  $ep$  deep inelastic scattering (DIS) is reported.

## 2 Experimental set-up

The data were collected by the ZEUS detector at HERA during the 96-00 running periods. In 96-97, HERA collided 27.5 GeV positrons with 820 GeV protons. In 98-00, the proton energy was 920 GeV and both positrons and electrons were collided with protons. The measurements for  $e^+p$  ( $e^-p$ ) interactions<sup>1</sup> are based on an integrated luminosity of  $104 \text{ pb}^{-1}$  ( $17 \text{ pb}^{-1}$ ).

A detailed description of the ZEUS detector can be found elsewhere [10]. A brief outline of the components that are most relevant for this analysis is given below.

Charged particles are tracked in the central tracking detector (CTD) [11], which operates in a magnetic field of 1.43 T provided by a thin superconducting solenoid. The CTD consists of 72 cylindrical drift chamber layers, organized in nine superlayers covering the

---

<sup>1</sup> Hereafter, both  $e^+$  and  $e^-$  are referred to as electrons, unless explicitly stated otherwise.

polar-angle<sup>2</sup> region  $15^\circ < \theta < 164^\circ$ . The relative transverse-momentum resolution for full-length tracks is  $\sigma(p_T)/p_T = 0.0058p_T \oplus 0.0065 \oplus 0.0014/p_T$ , with  $p_T$  in GeV. The tracking system was used to establish the primary and secondary vertices.

The high-resolution uranium–scintillator calorimeter (CAL) [12] consists of three parts: the forward (FCAL), the barrel (BCAL) and the rear (RCAL) calorimeters. Each part is subdivided transversely into towers and longitudinally into one electromagnetic section (EMC) and either one (in RCAL) or two (in BCAL and FCAL) hadronic sections (HAC). The smallest subdivision of the calorimeter is called a cell. The CAL energy resolutions, as measured under test-beam conditions, are  $\sigma(E)/E = 0.18/\sqrt{E}$  for electrons and  $\sigma(E)/E = 0.35/\sqrt{E}$  for hadrons, with  $E$  in GeV.

The energy of the scattered electron was corrected for energy loss in the material between the interaction point and the calorimeter using a small-angle rear tracking detector (SRTD) [13, 14] and a presampler (PRES) [15, 14].

### 3 Kinematic reconstruction and event selection

The inclusive neutral current DIS process  $e(k) + p(P) \rightarrow e(k') + X$  can be described in terms of the following variables: the negative of the invariant-mass squared of the exchanged virtual photon,  $Q^2 = -q^2 = -(k - k')^2$ ; the fraction of the lepton energy transferred to the proton in the proton rest frame,  $y = (q \cdot P)/(k \cdot P)$ ; and the Bjorken scaling variable,  $x = Q^2/(2P \cdot q)$ .

A three-level trigger system was used to select events online [10]. The inclusive DIS selection was defined by requiring an electron found in the CAL. In certain run periods, corresponding to 83% of the total luminosity, the inclusive selection was not available for low  $Q^2$  ( $Q^2 < 20$  GeV<sup>2</sup>) events. For these periods, an additional selection with a requirement of at least one forward jet identified with the  $k_t$  algorithm [16] and having transverse energy  $E_T > 3$  GeV ( $E_T > 4$  GeV in the 2000 running period), pseudorapidity  $0 < \eta_{\text{jet}} < 3$  ( $1.5 < \eta_{\text{jet}} < 3.5$  in the 1996-1997 running period) was used.

The DIS offline event selection was based on the following requirements:

- a primary vertex position, determined from the tracks fitted to the vertex, in the range  $|Z_{\text{vertex}}| < 50$  cm, to reduce the background events from non- $ep$  interactions;
- $E_e \geq 8.5$  GeV, where  $E_e$  is the energy of the scattered electron reconstructed in the calorimeter;

---

<sup>2</sup> The ZEUS coordinate system is a right-handed Cartesian system, with the  $Z$  axis pointing in the proton beam direction, referred to as the “forward direction”, and the  $X$  axis pointing left towards the centre of HERA. The coordinate origin is at the nominal interaction point.

- $42 < \delta < 60$  GeV, where  $\delta = \sum E_i(1 - \cos\theta_i)$ ,  $E_i$  is the energy of the  $i^{\text{th}}$  calorimeter cell and  $\theta_i$  is its polar angle as viewed from the primary vertex. The sum runs over all cells. This cut further reduces the background from photoproduction and events with large QED initial-state radiation;
- $y_e \leq 0.95$ , to remove events with misidentified scattered DIS electrons;  $y_e$  is the value of  $y$  reconstructed using the scattered electron measurements;
- $y_{\text{JB}} \geq 0.04$ , to remove events with low hadronic activities;  $y_{\text{JB}}$  is the value of  $y$  reconstructed using the Jaquet-Blondel method [17];
- the position of the scattered lepton candidate in the RCAL was required to be outside a box of  $\pm 14$  cm in  $X$  and  $Y$ , which corresponds approximately to  $\theta_{\text{ele}} \approx 176^\circ$ , where  $\theta_{\text{ele}}$  is the polar angle of the scattered electron;
- a maximum of 40 tracks per event. This cut reduces the background from false  $K_s^0$  pair candidates, removing only 7% of the DIS events.

The non-ep and photoproduction background in the selected sample was negligible. The data were not corrected for the biases introduced by the trigger requirements and selection cuts.

## 4 Selection of $K_s^0$ -pair candidates

The  $K_s^0$  meson candidates were reconstructed using tracks with at least 38 hits in the CTD and pseudorapidity within  $\pm 1.75$ . The pseudorapidity cut and the required minimum number of hits ensured a good momentum resolution and a minimum transverse momentum of 0.1 GeV. In each event, oppositely charged track pairs assigned to a secondary vertex were combined to form  $K_s^0$  candidates. Both tracks were assigned the mass of a charged pion and the invariant-mass  $M(\pi^+\pi^-)$  calculated. The secondary vertex resolution for these events, estimated using MC studies, is 2 mm in  $X$  and  $Y$ , and 4 mm in  $Z$ .

Additional requirements were applied to the selected  $K_s^0$  candidates:

- $p_T(K_s^0) > 200$  MeV, for each  $K_s^0$  candidate;
- $2 < d < 30$  cm, where  $d$  is the decay length of the  $K_s^0$  candidate;
- $d_{XY} < 4$  mm and  $d_Z < 5.5$  mm, where  $d_{XY}$  and  $d_Z$  are, respectively, the projections on the  $XY$  plane and  $Z$  axis of the vector defined by the primary interaction point and the point of closest approach of the  $K_s^0$  candidate;

- $\theta_{XY} < 0.12$ , where  $\theta_{XY}$  is the (collinearity) angle between the candidate  $K_s^0$  momentum vector and the vector defined by the interaction point and the  $K_s^0$  decay vertex in the  $XY$  plane;
- $p_T^A > 110$  MeV, for each  $K_s^0$  candidate, where the Armenteros-Podolanski variable  $p_T^A$  is the projection of the candidate pion momentum onto a plane perpendicular to the  $K_s^0$  candidate line of flight [18].

The cuts on the decay length, distance of closest approach and collinearity angle significantly reduce the non- $K_s^0$  background as determined by Monte Carlo (MC) simulations. After the  $p_T^A$  cut, backgrounds from  $\Lambda$ ,  $\bar{\Lambda}$  and photon conversions are negligible. Only events with at least two selected  $K_s^0$  candidates were kept for further analysis.

Figure 1 shows the invariant-mass distribution for  $K_s^0$  candidates in the range  $0.45 < M(\pi^+\pi^-) < 0.55$  GeV after the  $K_s^0$ -pair candidate selection. The distribution was fitted using one linear and two Gaussian functions. The linear function fits the background, one of the Gaussians fits the peak region in the central  $\pi^+\pi^-$  invariant mass distribution, and the other Gaussian improves the fit at the tails. The two Gaussians were constrained to have the same mean value. A mass of 498 MeV and standard deviation width of 4 MeV were obtained from the fit with the central Gaussian, and a standard deviation width of 8.5 MeV was obtained from the fit with the other Gaussian. The normalization factor between the narrower and broader Gaussians is approximately 5.5. The invariant-mass width is dominated by the momentum resolution of tracks reconstructed with the CTD. Only  $K_s^0$  candidates in the region of  $\pm 10$  MeV around the fitted central mass were used to reconstruct the  $K_s^0 K_s^0$  invariant-mass. High-statistics samples of Monte Carlo events, generated without resonances, were used to confirm that the event-selection criteria did not produce artificial peaks in the  $K_s^0 K_s^0$  invariant-mass spectrum.

Figure 2 shows the distribution in  $x$  and  $Q^2$  of selected events containing at least one pair of  $K_s^0$  candidates. The kinematic variables were reconstructed using the double angle method [19]. The virtual-photon proton centre-of-mass energy was in the range  $50 < W < 250$  GeV.

## 5 Results

The  $K_s^0 K_s^0$  spectrum may have a strong enhancement near the  $K_s^0 K_s^0$  threshold due to the  $f_0(980)/a_0(980)$  state [20, 21]. Since the high  $K_s^0 K_s^0$  mass is the region of interest for this analysis, the complication due to the threshold region is avoided by imposing the cut  $\cos\theta_{K_s^0 K_s^0} < 0.92$ , where  $\theta_{K_s^0 K_s^0}$  is the opening angle between the two  $K_s^0$  candidates in the laboratory frame.

After applying all selections, 2553  $K_s^0 K_s^0$ -pair candidates were found in the range  $0.995 < M(K_s^0 K_s^0) < 2.795$  GeV, where  $M(K_s^0 K_s^0)$  was calculated using the  $K_s^0$  mass of 497.672 MeV [4]. The momentum resolution of the CTD leads to an average  $M(K_s^0 K_s^0)$  resolution which ranges from 7 MeV in the 1300 MeV mass region to 10 MeV in the 1700 MeV region. Figure 3 shows the measured  $K_s^0 K_s^0$  invariant-mass spectrum. Two clear peaks are seen, one around 1500 MeV and the other around 1700 MeV, along with an enhancement around 1300 MeV. The data for  $\cos\theta_{K_s^0 K_s^0} > 0.92$  are also shown. The mass scale uncertainties in the region of interest, arising from uncertainties in the magnetic field, is at the per mille level.

The distribution of Fig. 3 was fitted using three modified relativistic Breit-Wigner (MRBW) distributions and a background function  $U(M)$ ;

$$F(M) = \sum_{i=1}^3 \left( \frac{m_{*,i} \Gamma_{d,i}}{(m_{*,i}^2 - M^2)^2 + m_{*,i}^2 \Gamma_{d,i}^2} \right) + U(M) , \quad (1)$$

where  $\Gamma_{d,i}$  is the effective resonance width, which takes into account spin and large width effects [22],  $m_{*,i}$  is the resonance mass, and  $M$  is  $K_s^0 K_s^0$  invariant mass. The background function is

$$U(M) = A \cdot (M - 2m_{K_s^0})^B \cdot e^{-C\sqrt{M-2m_{K_s^0}}} , \quad (2)$$

where  $A$ ,  $B$  and  $C$  are free parameters and  $m_{K_s^0}$  is the  $K_s^0$  mass defined by Hagiwara et al [4]. Monte Carlo studies showed that effects of the track-momentum resolution on the mass reconstruction were small compared to the measured widths of the states. Therefore the resolution effects were ignored in the fit.

Below 1500 MeV, a region strongly affected by the  $\cos\theta_{K_s^0 K_s^0}$  cut, a peak is seen around 1300 MeV where a contribution from  $f_2(1270)/a_2^0(1320)$  is expected. This mass region was fitted with a single Breit-Wigner.

Above 1500 MeV, the lower-mass state has a fitted mass of  $1537_{-8}^{+9}$  MeV and a width of  $50_{-22}^{+34}$  MeV, in good agreement with the well established  $f_2'(1525)$ . The higher-mass state has a fitted mass of  $1726 \pm 7$  MeV and a width of  $38_{-14}^{+20}$  MeV. The widths reported here were stable, within statistical errors, to a wide variation of fitting methods including those using 30 MeV bins rather than the default 15 MeV bins. The width is narrower than the PDG value ( $125 \pm 10$  MeV) [4] reported for  $f_0(1710)$ , but when it is fixed to this value, the fit is still acceptable. For the purposes of the following discussion, this state is referred to as  $f_0(1710)$ .

The masses, widths and number of events from the fit with statistical errors are given in the top row of Table 1. It should be noted that there are correlations between the

obtained parameters. In particular the width and the number of events for each state are highly correlated. The mass spectrum is also consistent with the background function at higher masses, but masses above 2795 MeV were not included in the fit due to limited statistics. The sensitivity of the data to the widths of the resonances was studied. Several fits were performed fixing the width of the states  $f'_2(1525)$  and  $f_0(1710)$  to their PDG values; the results are shown in rows 2 to 4 of Table 1.

In the literature, there are several states reported in the mass region near 2000 MeV [4], namely  $f_2(1950)$  and  $f_0(2020)$  which need confirmation, and  $f_2(2010)$ ,  $a_4(2040)$  and  $f_4(2050)$  which have been confirmed. While no visible structure in this mass region exist in the data, these states may affect the background shape. The effect of the inclusion of a state in this region was examined, with the result shown in row 5 of Table 1. The description of the data between 1800 and 2000 MeV is improved with respect to the other fits. However, there is no improvement in the overall  $\chi^2/dof$ .

The  $K_s^0 K_s^0$  spectrum after all cuts was also fitted with the background function only. The fit can be rejected with a 99.4% confidence level using a simple  $\chi^2$  test over the mass region 1000 to 2800 MeV.

It was found that 93% of the  $K_s^0$ -pair candidates selected within the detector and trigger acceptance are in the target region of the Breit frame [23], the hemisphere containing the proton remnant. Of the  $K_s^0$ -pair candidates in the target region, 78% are in the region  $x_p = 2p_B/Q > 1$ , where  $p_B$  is the absolute momentum of the  $K_s^0 K_s^0$  in the Breit frame. High  $x_p$  corresponds to production of the  $K_s^0$ -pair in a region where sizeable initial state gluon radiation may be expected. This is in contrast to the situation at  $e^+e^-$  colliders where the particles entering the hard scattering are colourless.

## 6 Conclusions

The first observation in  $ep$  deep inelastic scattering of a state at 1537 MeV, consistent with  $f'_2(1525)$ , and another at 1726 MeV, close to  $f_0(1710)$ , is reported. There is also an enhancement near 1300 MeV which may arise from the production of  $f_2(1270)$  and/or  $a_2^0(1320)$  states. The width of the state at 1537 MeV is consistent with the PDG value for the  $f'_2(1525)$ . The state at 1726 MeV has a mass consistent with the glueball candidate  $f_0(1710)$ , and is found in a gluon-rich region of phase space. However, its width of  $38^{+20}_{-14}$  MeV is narrower than the PDG value of  $125 \pm 10$  MeV for the  $f_0(1710)$ .

## 7 Acknowledgements

We thank the DESY directorate for their strong support and encouragement. The special efforts of the HERA machine group in the collection of the data used in this paper are gratefully acknowledged. We are grateful for the support of the DESY computing and network services. The design, construction and installation of the ZEUS detector have been made possible by the ingenuity and effort of many people from DESY and home institutes who are not listed as authors. We also thank F. Close, S. Godfrey and H. Lipkin for their valuable comments and advice.

## References

- [1] S. Godfrey and J. Napolitano, *Review of Modern Physics* **71**, 1411 (1999).
- [2] E. Klempt, *Proc. of the PSI Zuoz Summer School on Phenomenology of Gauge Interactions*, p. 61. (2000). Also in preprint hep-ex/0101031.
- [3] C. J. Morningstar and M. Peardon, *Phys. Rev.* **D 60**, 034509 (1999);  
C. Michael and M. Teper, *Nucl. Phys.* **B 314**, 347 (1989).
- [4] Particle Data Group, K. Hagiwara et al., *Phys. Rev.* **D 66**, 1 (2002).
- [5] BES Collaboration, J. Z. Bai et al., *Phys. Rev. Lett.* **77**, 3959 (1996).
- [6] WA102 Collaboration, D. Barberis et al., *Phys. Lett.* **B 453**, 305 (1999).
- [7] L3 Collaboration, M. Acciari et al., *Phys. Lett.* **B 501**, 173 (2001).
- [8] ZEUS Collab., M. Derrick et al., *Z. Phys.* **C 68**, 29 (1995);  
ZEUS Collab., J. Breitweg et al., *Eur. Phys. J.* **C 2**, 77 (1998).
- [9] H1 Collab., S. Aid et al., *Nucl. Phys.* **B 480**, 3 (1996);  
H1 Collab., C. Adloff et al., *Z. Phys.* **C 76**, 213 (1997).
- [10] ZEUS Collab., U. Holm (ed.), *The ZEUS Detector*. Status Report (unpublished), DESY (1993), available on <http://www-zeus.desy.de/bluebook/bluebook.html>.
- [11] N. Harnew et al., *Nucl. Instr. and Meth.* **A 279**, 290 (1989);  
B. Foster et al., *Nucl. Phys. Proc. Suppl.* **B 32**, 181 (1993);  
B. Foster et al., *Nucl. Instr. and Meth.* **A 338**, 254 (1994).
- [12] M. Derrick et al., *Nucl. Instr. and Meth.* **A 309**, 77 (1991);  
A. Andresen et al., *Nucl. Instr. and Meth.* **A 309**, 101 (1991);  
A. Caldwell et al., *Nucl. Instr. and Meth.* **A 321**, 356 (1992);  
A. Bernstein et al., *Nucl. Instr. and Meth.* **A 336**, 23 (1993).



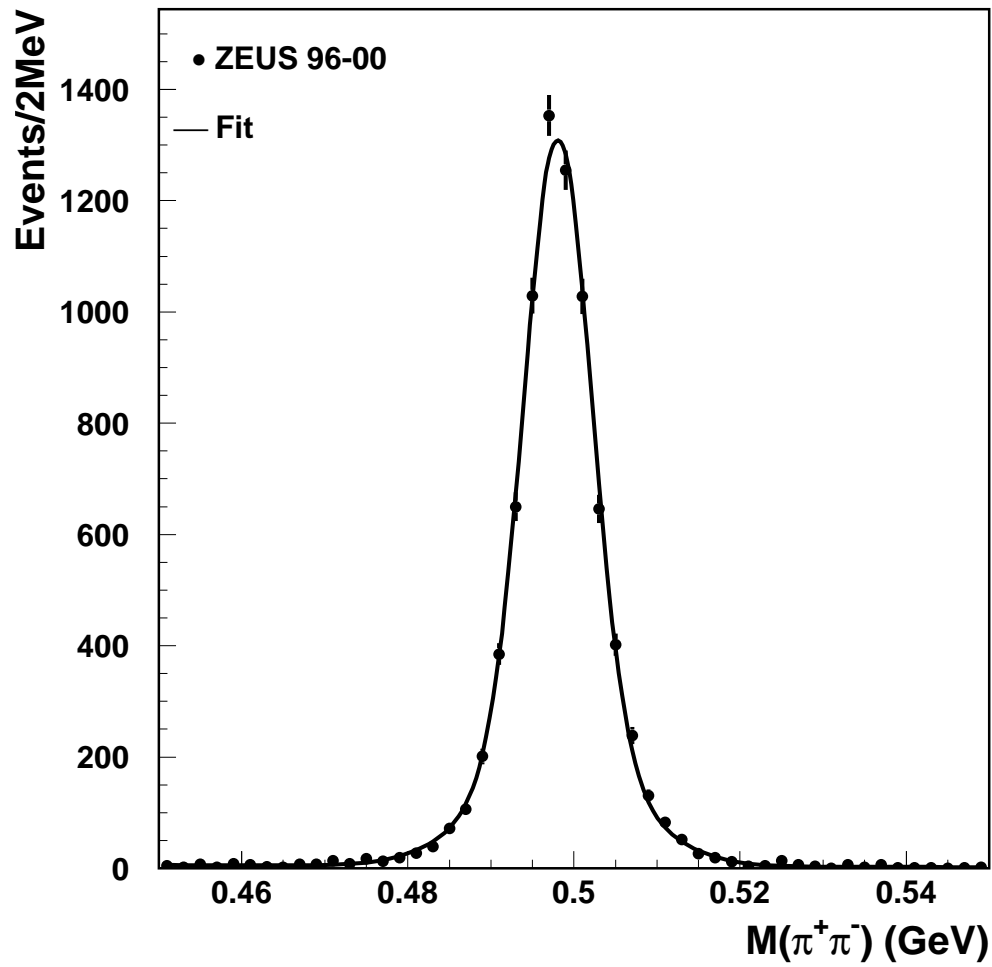
- [13] A. Bamberger et al., Nucl. Instr. and Meth. **A 401**, 63 (1997).
- [14] ZEUS Collab., S. Chekanov et al., Eur. Phys. J. **C 21**, 443 (2001).
- [15] A. Bamberger et al., Nucl. Instr. and Meth. **A 382**, 419 (1996).
- [16] S. Catani et al., Nucl. Phys. **B 406**, 187 (1993).
- [17] F. Jacquet and A. Blondel, *Proc. of the Study for an ep Facility for Europe*, p. 391. Hamburg, Germany (1979).
- [18] J. Podolanski and R. Armenteros, Phil. Mag **45**, 13 (1954).
- [19] S. Bentvelsen, J. Engelen and P. Kooijman, *Proc. Workshop on Physics at HERA*, Vol. 1, p. 23. Hamburg, Germany, DESY (1992).
- [20] S. Godfrey and N. Isgur, Phys. Rev. **D32**, 189 (1985).
- [21] WA102 Collaboration, D. Barberis et al., Phys. Lett. **B 489**, 24 (2000);  
T. Barnes, *IX International Conference on Hadron Spectroscopy*, AIP Conference Proc. Vol. 619, p. 447. Protvino, Russia (2002). Also in preprint hep-ph/0202157.
- [22] J. Benecke and H. P. Dürr, Nuovo Cimento **56**, 269 (1968).
- [23] R. P. Feynman, *Photon-Hadron Interactions*, Benjamin, New York (1972);  
K.H. Streng, T.F. Walsh and P.M. Zerwas, Z. Phys. **C 2**, 237 (1979).



Fit	$\chi^2/N$	$f_2(1270)/a_2^0(1320)$			$f_2'(1525)$			$f_0(1710)$			$f_J(1980)$		
		mass	width	events	mass	width	events	mass	width	events	mass	width	events
1	0.97	$1274^{+17}_{-16}$	$244^{+85}_{-58}$	$414^{+184}_{-125}$	$1537^{+9}_{-8}$	$50^{+34}_{-22}$	$84^{+41}_{-31}$	$1726 \pm 7$	$38^{+20}_{-14}$	$74^{+29}_{-23}$			
2	0.96	$1272 \pm 16$	$240^{+76}_{-55}$	$420^{+167}_{-122}$	$1539 \pm 10$	76	$107 \pm 30$	$1727 \pm 7$	$39 \pm 20$	$76^{+28}_{-24}$			
3	1.02	$1276 \pm 16$	$258^{+80}_{-59}$	$480^{+190}_{-141}$	$1536 \pm 8$	$49^{+30}_{-21}$	$85^{+38}_{-27}$	$1726 \pm 13$	125	$122 \pm 40$			
4	1.02	$1274 \pm 15$	$251^{+72}_{-55}$	$476^{+176}_{-131}$	$1538 \pm 10$	76	$108^{+31}_{-29}$	$1728 \pm 13$	125	$120^{+41}_{-38}$			
5	1.00	$1283 \pm 15$	$260^{+70}_{-55}$	$506^{+218}_{-122}$	$1540^{+12}_{-10}$	$70^{+43}_{-30}$	$116^{+59}_{-42}$	$1727 \pm 7$	$47^{+23}_{-15}$	$91^{+34}_{-26}$	$1970^{+33}_{-45}$	$138^{+173}_{-89}$	$74 \pm 40$
Particle Data Group 2002 Values (MeV) [4]													
		$1275.5 \pm 1.2, 185^{+3.4}_{-2.6}$ $1318 \pm 0.6, 104.7 \pm 1.9$			$1525 \pm 5, 76 \pm 10$			$1713 \pm 6, 125 \pm 10$					

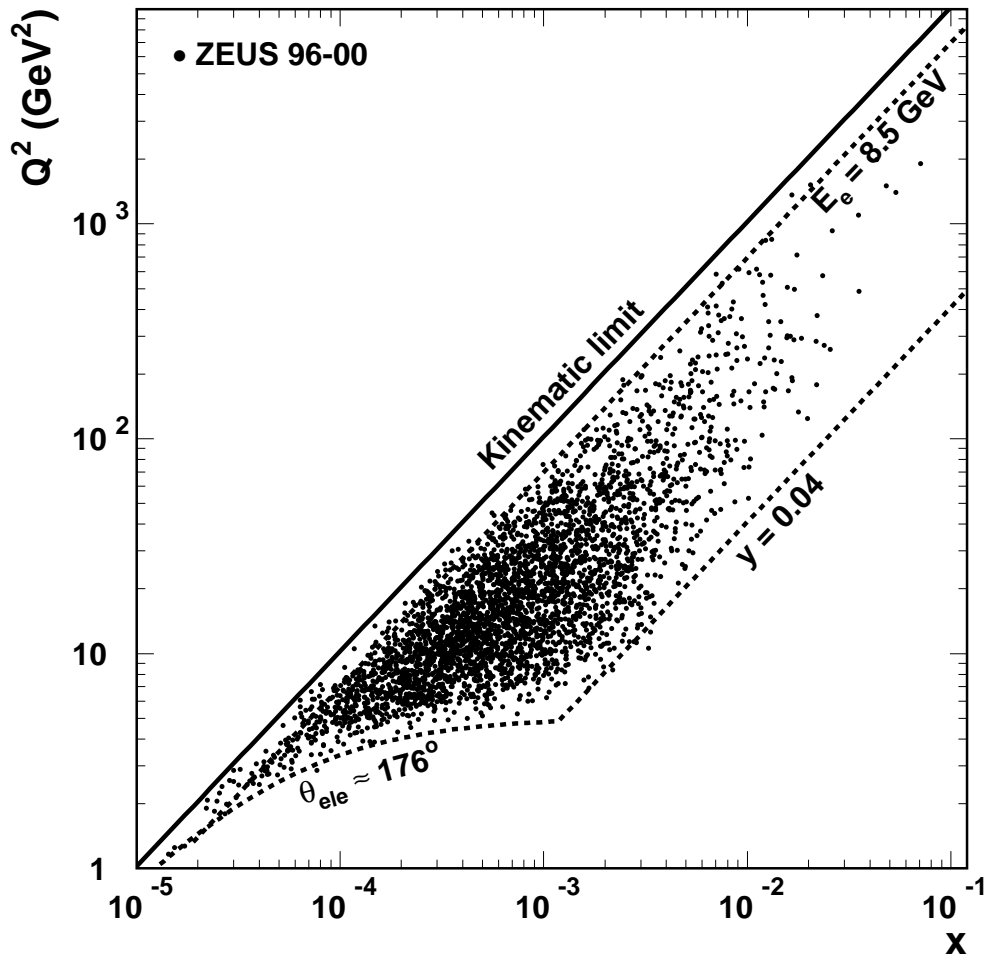
**Table 1:** Normalized  $\chi^2$ , masses in MeV, widths in MeV, and number of events extracted from the  $K_s^0 K_s^0$  invariant mass fits (errors are statistical only.) Widths reported without errors were fixed to the PDG values listed in the last row.

# ZEUS



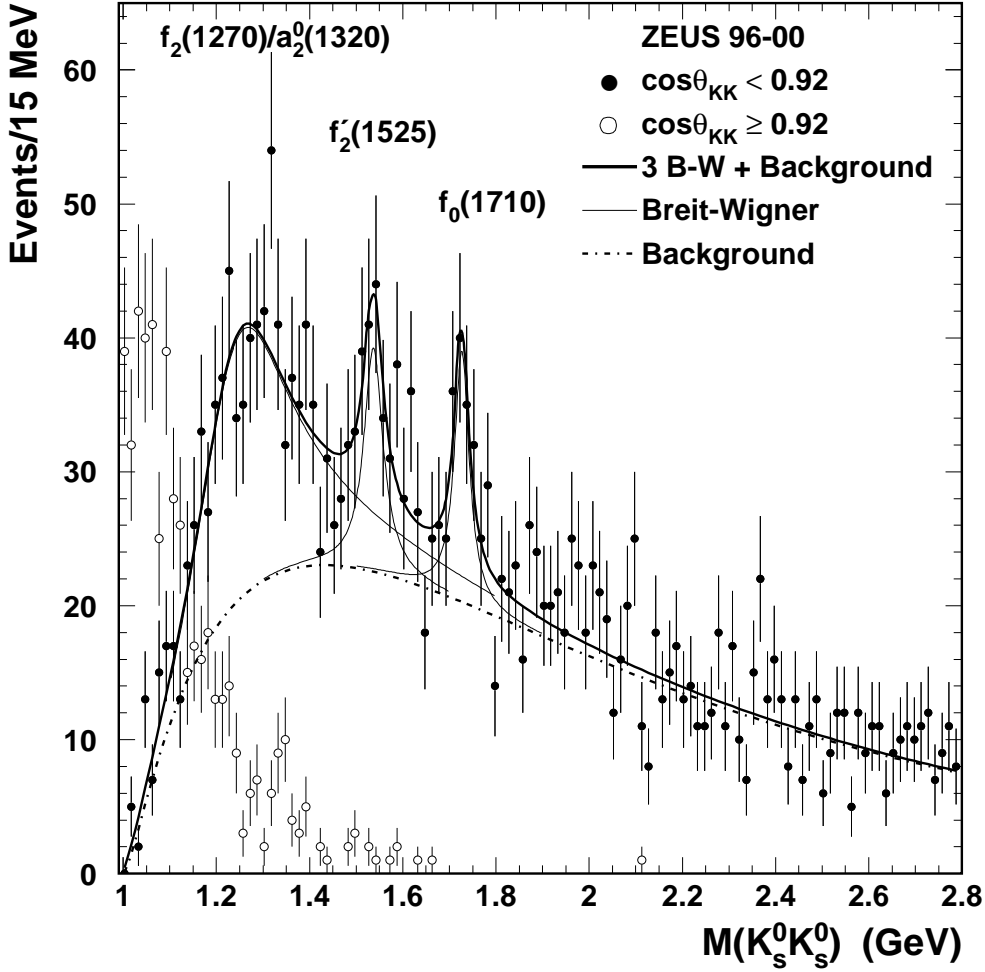
**Figure 1:** *The distribution of  $\pi^+\pi^-$  invariant mass for events with at least two  $K_s^0$  candidates passing all selection cuts. The solid line shows the result of a fit using one linear and two Gaussian functions.*

# ZEUS



**Figure 2:** The distribution in  $x$  and  $Q^2$  of events passing all selection cuts. The dashed lines delineate approximately the kinematic region selected. The solid line indicates the kinematic limit for HERA running with 920 GeV protons.

# ZEUS



**Figure 3:** The  $K_s^0 K_s^0$  invariant-mass spectrum for  $K_s^0$  pair candidates with  $\cos\theta_{K_s^0 K_s^0} < 0.92$  (filled circles). The thick solid line is the result of a fit using three Breit-Wigners (thin solid lines) and a background function (dotted-dashed line). The  $K_s^0$  pair candidates that fail the  $\cos\theta_{K_s^0 K_s^0} < 0.92$  cut are also shown (open circles).