

Photoproduction of η mesons off protons for $0.75 \text{ GeV} < E_\gamma < 3 \text{ GeV}$

V. Credé¹ \diamond , O. Bartholomy¹, A. V. Anisovich^{1,2}, G. Anton³, R. Bantes⁴, Yu. Beloglazov², R. Bogendörfer³, R. Castelijns⁵, A. Ehmans¹, J. Ernst¹, I. Fabry¹, H. Flemming⁶, A. Fösel³, H. Freiesleben⁷, M. Fuchs¹, Ch. Funke¹, R. Gothe⁴⁺, A. Gridnev², E. Gutz¹, S.K. Höffgen⁴, I. Horn¹, J. Höbl³, R. Joosten¹, J. Junkersfeld¹, H. Kalinowsky¹, F. Klein⁴, E. Klempt¹, H. Koch⁶, M. Konrad⁴, B. Kopf^{6,7}, B. Krusche⁸, J. Langheinrich⁴⁺, H. Löhner⁵, I. Lopatin², J. Lotz¹, H. Matthäy⁶, D. Menze⁴, J. Messchendorp⁹ \dagger , C. Morales⁴, D. Novinski², M. Ostrick⁴, H. van Pee^{1*}, A. Radkov², J. Reinnarth¹, A. V. Sarantsev^{1,2}, S. Schadmand⁹, Ch. Schmidt¹, H. Schmieden⁴, B. Schoch⁴, G. Suft³, V. Sumachev², T. Szczepanek¹, U. Thoma^{1*}, D. Walther⁴ and Ch. Weinheimer¹

(The CB-ELSA Collaboration)

¹ *Helmholtz-Institut für Strahlen- und Kernphysik, Universität Bonn, Germany*

² *Petersburg Nuclear Physics Institute, Gatchina, Russia*

³ *Physikalisches Institut, Universität Erlangen, Germany*

⁴ *Physikalisches Institut, Universität Bonn, Germany*

⁵ *Kernfysisch Versneller Instituut, Groningen, Netherlands*

⁶ *Institut für Experimentalphysik I, Ruhr-Universität Bochum, Germany*

⁷ *Institut für Kern- und Teilchenphysik, Universität Dresden, Germany*

⁸ *Physikalisches Institut, Universität Basel, Switzerland and*

⁹ *Physikalisches Institut, Universität Gießen, Germany*

\diamond *currently at Cornell University, USA, * currently at*⁹,

\dagger *currently at*⁵, $+$ *currently at University of South Carolina, USA*

(Dated: 14th August 2019)

Total and differential cross sections for the reaction $p(\gamma, \eta)p$ have been measured for photon energies in the range from 750 MeV to 3 GeV. The low-energy data are dominated by the S_{11} wave which has two poles in the energy region below 2 GeV. Eleven nucleon resonances are observed in their decay into $p\eta$. At medium energies we find evidence for a new resonance $N(2070)D_{15}$ with $(M, \Gamma) = (2068 \pm 22, 295 \pm 40)$ MeV. At γ energies above 1.5 GeV, a strong peak in forward direction develops, signalling the exchange of vector mesons in the t channel.

PACS numbers: 14.20

Photoproduction experiments provide a sensitive tool to study baryon resonances. The information is complementary to experiments with hadronic beams and gives access to additional properties like helicity amplitudes. Baryon resonances have large, overlapping widths rendering difficult the study of individual states, in particular of those which are only weakly excited. This problem can be overcome partly by looking at specific decay channels. The η meson has isospin $I = 0$ and consequently, isospin conservation guarantees that the $N\eta$ final state can only be reached via formation of N^* resonances. Contributions from Δ^* resonances are excluded. The η meson in the final state thus acts as an isospin filter, unlike the πN channel in which both, $I = 1/2$ and $I = 3/2$ states, can appear in the intermediate state. This selectivity of specific channels is particularly helpful for coupled-channel analyses. Resonances observed in $N\pi$ or $N\pi\pi$ could belong to the N^* or Δ^* series, however, even a small coupling to the $N\eta$ channel identifies them as N^* resonances.

In the near-threshold region, the η -production process is strongly dominated by a single resonance, $N(1535)S_{11}$ [1]. This resonance has continued to provoke many theoretical debates due to its unusual parameters.

The branching ratio for $N(1535)S_{11} \rightarrow \eta N$ ($\sim 50\%$) is much larger than for any other nucleon resonance. As a consequence, even the very nature of the $N(1535)S_{11}$ as an excited nucleon has been questioned [2]. Alternatively, its strong $N\eta$ coupling could be due to mixing between $J = 1/2, L = 1, S = 3/2$ and $S = 1/2$ quark model states [3]. Precise data on the shape of the $N(1535)S_{11}$ resonance and on its photo-couplings should help to elucidate its nature. At present, the Particle Data Group (PDG) gives a range from 100 to 200 MeV for its width [4]. Clearly, high-statistics data covering a wide range of photon excitation energies are needed to define the properties of the $N(1535)S_{11}$ more precisely and to identify contributions from other resonances to the $N\eta$ channel.

In this letter, we present total and differential cross sections for the reaction $\gamma p \rightarrow p\eta$ as measured with the CB-ELSA experiment at Bonn covering the entire resonance region and thus extending the already existing database [5, 6, 7, 8].

The experiment was carried out at the tagged photon beam of the **E**lectron **S**tretcher **A**ccelerator (ELSA) at the University of Bonn. The experiment was described briefly in a preceding letter [9] where measurements of

total and differential cross sections for photoproduction of π^0 mesons were reported. Also data reconstruction and analysis methods were described there. The analysis presented here differs only in the use of two decay modes of the η meson, $\eta \rightarrow 2\gamma$ and $\eta \rightarrow 3\pi^0 \rightarrow 6\gamma$. The acceptance of the detector was determined from GEANT-based Monte-Carlo simulations. To derive absolute cross sections the photon flux was used as determined for the reaction $\gamma p \rightarrow p\pi^0$ [9].

Fig. 1 (a) shows the $\gamma\gamma$ invariant mass spectrum after a 10^{-4} confidence-level cut in a kinematic fit enforcing energy and momentum conservation. Since the proton is identified but not used as input for the kinematic fit, its momentum is determined by fitting, resulting in only one kinematic constraint. The η meson is observed above a small residual background. In a final step, the mass of the η was imposed for the determination of cross sections in a $\gamma p \rightarrow p\eta \rightarrow p2\gamma$ two-constraints kinematic fit (confidence level $> 10^{-4}$). Fig. 1 (b) shows the $3\pi^0$ invariant mass spectrum, again above very little background. We imposed the pion mass for three $\gamma\gamma$ pairs in a kinematic fit, resulting in four constraints. The data were selected by a 10^{-2} confidence-level cut. The residual background events under the $\eta_{\gamma\gamma}$ and $\eta_{3\pi^0}$ peaks were subtracted using side bins. On average, there were one to four background events per measured bin.

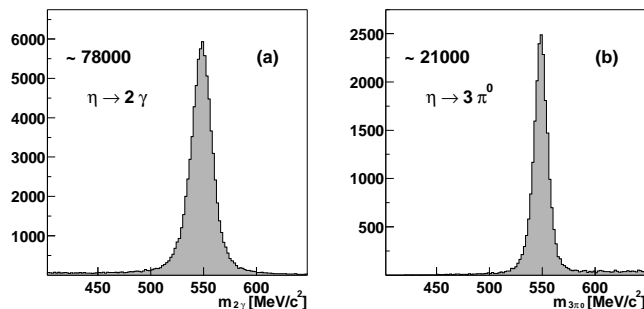


Figure 1: (a): The two- γ invariant mass spectrum from events with two photons detected, after a kinematic fit to $\gamma p \rightarrow p\gamma\gamma$. (b): The $3\pi^0$ invariant mass distribution for events with six detected photons, after fitting $\gamma p \rightarrow p3\pi^0$.

Fig. 2 shows the differential cross sections from both data sets combined. They are given as functions of the η production angle in the center-of-mass system θ_{cm} with respect to the beam axis. The data can be found numerically in [10].

The ratio $\eta \rightarrow 3\pi^0$ over $\eta \rightarrow 2\gamma$ was determined for each bin in Fig. 2 and histogrammed, giving $\Gamma_{\eta \rightarrow 3\pi^0} / \Gamma_{\eta \rightarrow 2\gamma} = 0.822 \pm 0.002_{\text{stat}} \pm 0.004_{\text{syst}}$. This value agrees well with the PDG value [4] and demonstrates the good understanding of the detector response. It thus justifies to add the data from the two channels $\eta \rightarrow 2\gamma$ and $\eta \rightarrow 3\pi^0 \rightarrow 6\gamma$.

The error bars in Fig. 2 represent the statistical and systematic errors added quadratically. The systematic

errors were evaluated by changing, in the Monte Carlo simulation, the beam axis ($= z$) with respect to the barrel axis by ± 3 mm, the position of the target center along z by ± 1.5 mm, and the thickness of material between target and inner detector by 1 mm of capton foil. These contributions and a relative error of $\pm 5\%$ assigned to the reconstruction efficiency are added quadratically. An additional error due to the uncertainty of the normalization is not shown in Fig. 2. It is estimated to be 5% for photon energies up to 1.3 GeV and 15% above as discussed in [9].

The overall consistency with data from GRAAL [7] as well as from CLAS [8] is very good. At γp invariant mass $W \sim 1716$ MeV/ c^2 , there is a small discrepancy between those two data sets, particularly visible in the total cross section (Fig. 3). We emphasize that our data cover a larger solid angle and a wider energy range and have very little background below the η peak. At a photon energy of about 750 MeV, our detection efficiency for events with low-energy protons in the backward direction (center-of-mass frame) suffers from a large systematic error. For photon energies below 1.3 GeV, the data are well reproduced by the partial wave analysis SAID [11] and the unitary isobar model MAID [12]. Above, small deviations of data and SAID show up which become increasingly important at higher energies.

The data are interpreted in the framework of the approach developed in [13]. In addition to the data presented here, we include the Mainz-TAPS data [1] on η photoproduction to cover the threshold region, beam-asymmetry measurements of η and π^0 photoproduction [14, 15, 16], our own data on $\gamma p \rightarrow p\pi^0$ [9], and data on $\gamma p \rightarrow n\pi^+$ [17]. Resonances are described by relativistic Breit-Wigner amplitudes except for the two S_{11} resonances at 1535 and 1650 MeV for which we use a two-channel K-matrix (π, η). The background is described by a reggeized t -channel ρ - ω exchange and by nucleon exchange in the s and u channel. The background amplitudes contribute $\sim 10\%$ to the data shown in Fig. 3.

Here we present the results on the $p\eta$ channel. The χ^2 values for the final partial wave analysis solution are given in Tab. I. The fit uses 11 N^* resonances coupling to $N\eta$. We consider fractional contributions above 1-2% as established in this analysis. The masses and widths of the observed states are presented in Tab. II. We also include the ratio of the helicity amplitudes $A_{1/2}/A_{3/2}$ and the fractional contribution normalized to the total cross section for our η photoproduction data. The errors are estimated from a large number of fits in which the number of resonances, their parameterization, and the relative weight of the different data sets is changed.

Omitting the $N(2070)D_{15}$ changes the χ^2 by 200 for the data of Fig. 2. Replacing the J^P assignment from $5/2^-$ to $1/2^\pm, \dots, 9/2^\pm$, the χ^2 deteriorates by more than 100. The closest description was obtained fitting with a

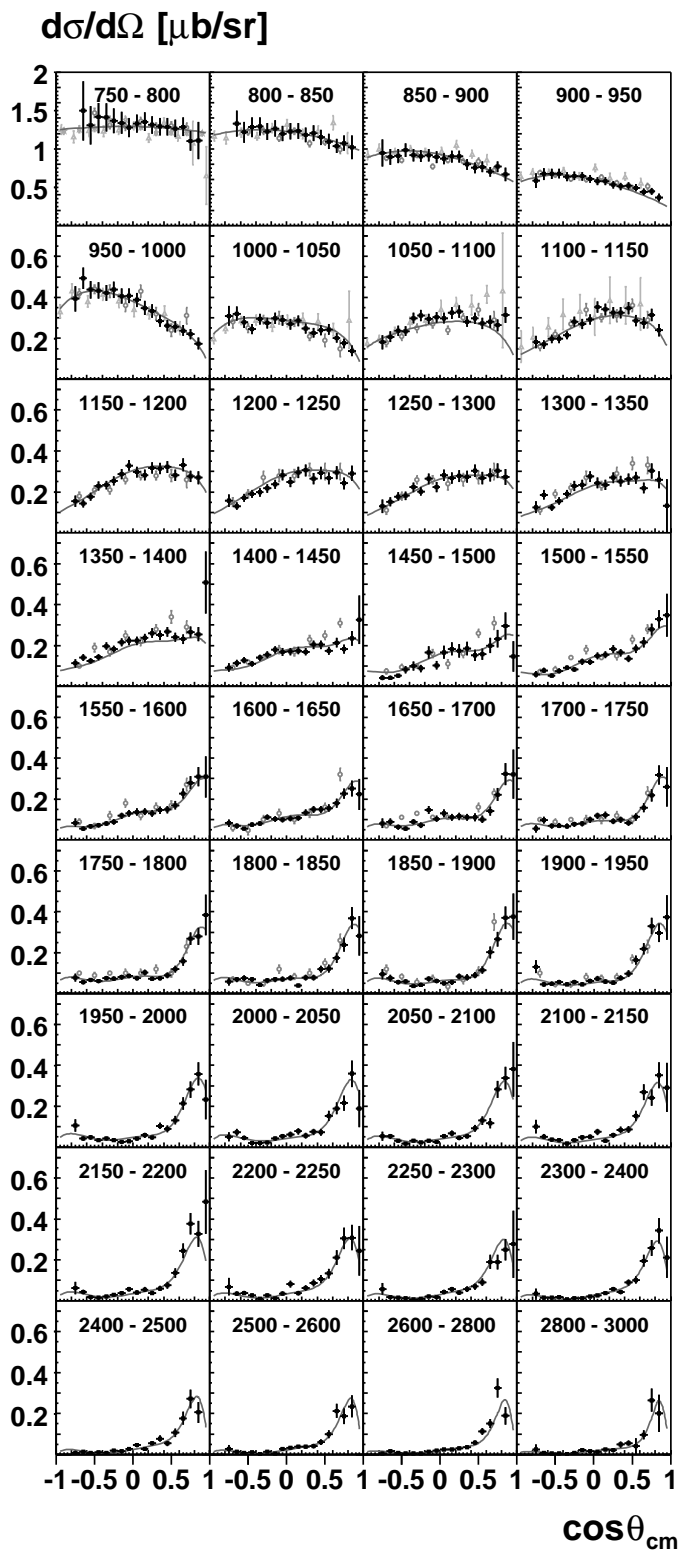


Figure 2: Differential cross sections for the reaction $\gamma p \rightarrow p\eta$. Experimental data for $E_\gamma = 750$ MeV to 3000 MeV: this work (black squares), TAPS [1], GRAAL [7] and CLAS [8] data (in light gray). The solid line represents the result of our fit. The error bars represent statistical and systematic errors but not normalization errors.

Table I: Data used in the partial wave analysis and χ^2 contributions.

Observable		N_{data}	χ^2	χ^2/N_{data}	Ref.
$\sigma(\gamma p \rightarrow p\eta)$	CB-ELSA	667	618	0.93	
$\sigma(\gamma p \rightarrow p\eta)$	TAPS	100	160	1.60	[1]
$\Sigma(\gamma p \rightarrow p\eta)$	GRAAL 98	51	97	1.90	[16]
$\Sigma(\gamma p \rightarrow p\eta)$	GRAAL 04	100	164	1.64	[14]
$\sigma(\gamma p \rightarrow p\pi^0)$	CB-ELSA	1106	1750	1.58	[9]
$\Sigma(\gamma p \rightarrow p\pi^0)$	GRAAL 04	359	1980	5.50	[14]
$\Sigma(\gamma p \rightarrow p\pi^0)$	SAID	593	1470	2.48	[15]
$\sigma(\gamma p \rightarrow n\pi^+)$	SAID	1583	4248	2.68	[17]

Table II: Masses, widths, and resonance couplings obtained in the final partial wave analysis solution

Resonance	M (MeV)	Γ (MeV)	$A_{1/2}/A_{3/2}$	Fraction
N(1520)D ₁₃	1523 ± 4	105_{-18}^{+6}	0.08 ± 0.10	0.020
PDG	1520_{-5}^{+10}	120_{-10}^{+15}	-0.14 ± 0.06	
N(1535)S ₁₁ *	1501 ± 5	215 ± 25		
PDG	1505 ± 10	170 ± 80		0.430
N(1650)S ₁₁ *	1610 ± 10	190 ± 20		
PDG	1660 ± 20	160 ± 10		
N(1675)D ₁₅	1690 ± 12	125 ± 20	0.06 ± 0.18	0.001
PDG	1675_{-5}^{+10}	150_{-10}^{+30}	1.27 ± 0.93	
N(1680)F ₁₅	1669 ± 6	85 ± 10	-0.12 ± 0.04	0.005
PDG	1680_{-5}^{+10}	130 ± 10	-0.11 ± 0.05	
N(1700)D ₁₃	1740 ± 12	84 ± 16	0.01 ± 0.20	0.004
PDG	1700 ± 50	100 ± 50	9.00 ± 6.5	
N(1720)P ₁₃	1775 ± 18	325 ± 25	0.68 ± 0.10	0.300
PDG	1720_{-70}^{+30}	250 ± 50	-0.9 ± 1.8	
N(2000)F ₁₅	1950 ± 25	230 ± 45	1.08 ± 0.60	0.007
N(2070)D ₁₅	2068 ± 22	295 ± 40	1.37 ± 0.24	0.171
N(2080)D ₁₃	1943 ± 17	82 ± 20	0.97 ± 0.28	0.011
N(2200)P ₁₃	2214 ± 28	360 ± 55	0.41 ± 0.22	0.051

* K matrix fit, pole position of the scattering amplitude in the complex plane, fraction for the total K-matrix contribution

$9/2^+$ state. For this J^P assignment, the χ^2 was worse by 106 for our data and by 96 for the beam asymmetry data $\Sigma(\gamma p \rightarrow p\eta)$ [14]. However, the description of our $\gamma p \rightarrow p\pi^0$ data deteriorated by more than 500. We stress that N(2070)D₁₅ was required in the analysis of the data of Fig. 2 alone.

Omitting the N(2200)P₁₃ from the analysis changes the χ^2 by 65 for our data and by 45 for the beam-asymmetry data. This resonance is less significant than the N(2070)D₁₅, and replacing it with a $7/2^+$ state makes the description of our data worse by only 24. However, the N(2200)P₁₃ is still the preferred solution for the description of the data in the high mass region. We do not find evidence for a third S₁₁ for which claims have been reported at masses of 1780 MeV [18] and 1846 MeV [19].

The differential cross sections were integrated to determine the total cross section (Fig. 3). The extrapolation to forward and backward angles uses the result of the

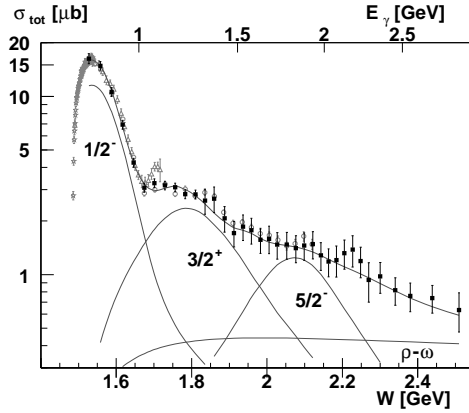


Figure 3: Total cross section (logarithmic scale) for the reaction $\gamma p \rightarrow p \eta$. See caption of Fig. 2 for symbols. The black squares represent the summation over the angular bins (bins not covered by measurements are taken from the fit), the solid line represents our fit. The errors are dominantly due to uncertainties in the normalization. The contributions of the two S_{11} resonances, of the $N(1720)P_{13}$, of the $N(2070)D_{15}$, and of the background amplitudes (mainly $\rho - \omega$ exchange) are shown as well.

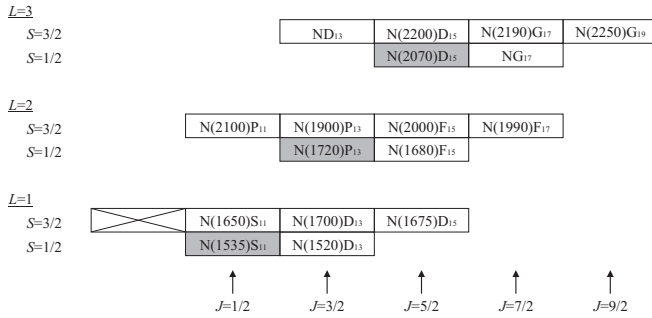


Figure 4: N^* resonances with quantum numbers which can be assigned to orbital angular momentum excitations with $L = 1, 2, 3$ and with a total quark spin $S = 1/2$ and $S = 3/2$. Note that mixing between states of the same parity and total angular momentum is possible. Resonances with strong coupling to the $N\eta$ channel are marked in grey.

partial wave analysis. The solid line represents the integration of the partial wave solution.

The most prominent contributions to the total cross section stem from a series of resonances with $N(1535)S_{11}$, $N(1720)P_{13}$, and $N(2070)D_{15}$ and smaller contributions from $N(1650)S_{11}$ and $N(2200)P_{13}$. The dominant contributions hence come from nucleon resonances to which, in the non-relativistic quark model, quantum numbers $S = 1/2$ and $J = L - S$ (Fig. 4) could be assigned and which decay into $N\eta$ in a relative S, P, and D wave. We do not have an interpretation for this observation but

obviously, a common explanation of these findings is required.

In summary we have reported a measurement of the total and differential cross sections for the photoproduction of η mesons off protons over a wider range, in energy and in production angle, than covered by previously existing data. An isobar analysis of the data which additionally includes other data sets determines $N\eta$ couplings of eleven N^* resonances, uncovers evidence for $N(2070)D_{15}$ and gives an indication for $N(2200)P_{13}$.

We thank the technical staff at ELSA and at all the participating institutions for their invaluable contributions to the success of the experiment. We acknowledge financial support from the Deutsche Forschungsgemeinschaft (DFG). The collaboration with St. Petersburg received funds from DFG and the Russian Foundation for Basic Research. B. Krusche acknowledges support from Schweizerischer Nationalfond. U. Thoma thanks for an Emmy Noether grant from the DFG. A. V. Anisovich and A. V. Sarantsev acknowledge support from the Alexander von Humboldt Foundation. This work comprises part of the PhD thesis of O. Bartholomy.

- [1] B. Krusche *et al.*, Phys. Rev. Lett. **74** (1995) 3736.
- [2] N. Kaiser, P. B. Siegel, and W. Weise, Phys. Lett. B **362** (1995) 23.
- [3] N. Isgur and G. Karl, Phys. Lett. B **72** (1977) 109
- [4] K. Hagiwara *et al.*, Phys. Rev. D **66** (2002) 010001.
- [5] S. A. Dytman *et al.*, Phys. Rev. C **51** (1995) 2710.
- [6] L. Soezueer *et al.*, <http://gwdac.phys.gwu.edu>.
- [7] F. Renard *et al.*, Phys. Lett. B **528** (2002) 215.
- [8] M. Dugger *et al.*, Phys. Rev. Lett. **89** (2002) 222002 [Erratum-ibid. **89** (2002) 249904].
- [9] O. Bartholomy *et al.*, preceding article.
- [10] <http://durpdg.dur.ac.uk/hepdata/reac.html>, CREDE 03.
- [11] R. Arndt *et al.*, Phys. Rev. C **66** (2002) 055213.
- [12] W. T. Chiang *et al.*, Phys. Rev. C **68** (2003) 045202.
- [13] A. V. Anisovich, E. Klempt, A. V. Sarantsev, and U. Thoma, hep-ph/0407211.
- [14] We thank the GRAAL collaboration for providing their data to us prior to publication.
- [15] A. A. Belyaev *et al.*, Nucl. Phys. B **213** (1983) 201. R. Beck *et al.*, Phys. Rev. Lett. **78** (1997) 606. D. Rebreyend *et al.*, Nucl. Phys. A **663** (2000) 436.
- [16] J. Ajaka *et al.*, Phys. Rev. Lett. **81** (1998) 1797.
- [17] K. H. Althoff *et al.*, Z. Phys. C **18** (1983) 199. E. J. Durwen, BONN-IR-80-7 (1980). K. Buechler *et al.*, Nucl. Phys. A **570** (1994) 580.
- [18] B. Saghai and Z. Li, Pittsburgh 2002, Physics of excited nucleons, 166–170, arXiv:nucl-th/0305004.
- [19] G. Y. Chen *et al.*, Nucl. Phys. A **723** (2003) 447.