

Observation of $S=+1$ narrow resonances in the system $K_s^0 p$ from $p+C_3H_8$ collision at 10 GeV/c

P.Zh.Aslyan^{a,b}, V.N.Emelyanenko^a, G.G. Rikhkvitzkaya^a

(a) *Joint Institute for Nuclear Research*

(b) *Yerevan State University*

† *E-mail: petros@spp.jinr.ru*

Abstract

The 2m propane bubble chamber experimental data have been analyzed to search for an exotic baryon state, the Θ^+ -baryon, in the pK_s^0 decay mode for the reaction $p+C_3H_8$ at 10 GeV/c. The pK_s^0 invariant mass spectrum shows resonant structures with $M_{K_s^0 p}=1540\pm 8, 1613\pm 10, 1821\pm 11$ MeV/ c^2 and $\Gamma_{K_s^0 p}= 9.2\pm 1.8, 16.1\pm 4.1, 28.0\pm 9.4$ MeV/ c^2 . The maximal statistical significance of these peaks have been estimated as $5.5\sigma, 4.8\sigma$ and 5.0σ , respectively.

1 Introduction

Recent experimental efforts were largely motivated by Diakonov, Petrov and Polyakov [1] who studied antidecuplet baryons using the chiral soliton (Skyrme) models. The lightest member of the pentaquarks antidecuplet, $\Theta^+(1530)$ -baryon predicted in [1], has positive strangeness, the mass of $M=1530$ MeV/ c^2 , $1/2$ spin and even parity. Jaffe and Wilczek have suggested an underlying quark model structure of this state [2]. There are other theoretical simulations which have predicted for this state [3, 4, 5]. The rotational states of the $S=+1$ Θ^+ baryons are shown in the paper, by David Akers[5]. Experimental evidence for $\Theta^+(1530)$ -baryon with positive strangeness has come recently from several experimental groups (LEPS[6]), DIANA-ITEP [7], CLAS [8], SAPHIR [9], HERMES [10], SVD-2 experiment IHEP [11]. The reaction $CC\rightarrow pK_s^0 +X$ with the propane bubble chamber technique has observed a resonant structure in the pK_s^0 invariant mass spectrum with $\Theta^+(1532)$ [12].

2 Method

A reliable identification of the above mentioned resonance needs to use 4π -detectors and high precision measurements of the sought objects. The 2 m propane bubble chamber is the most suitable instrument for this purpose [13, 14]. The experimental information of more than $2*350000$ stereo photographs are used to select the events with V^0 strange particles. The based on the program GEOFIT[15] is used to measure the kinematics parameter of tracks - $p, tg\alpha, \beta$ in the photographs. The relative error of measuring momentum p and the average length L of charged particles are

$\langle \Delta p/p \rangle = 2.1\%$, $\langle L \rangle = 12$ cm for stopping particles;

$\langle \Delta p/p \rangle = 9.8\%$, $\langle L \rangle = 36$ cm for not stopping particles.

The mean values of measurement errors for the dip and azimuthal angles are relatively equal to $\langle \Delta tg\alpha \rangle = 0.0099 \pm 0.0002$ and $\langle \Delta \beta \rangle = 0.0052 \pm 0.0001$ (rad.).

The estimate of ionization, the peculiarities of the end track points of the stopping particles (protons, K^\pm) allowed one to identify them. Protons could be identified over the following momentum range: $0.150 \leq p \leq 0.900$ GeV/c. In the second momentum range $p >$

0.900 GeV/c protons couldn't be separated from other particles. Therefore, the experimental information has been analyzed similarly two separate ranges.

2.1 Identification of Λ and K_s^0

The events with V^0 (Λ and K_s^0) were identified using the following criteria [16, 17]:

1) two-prong stars from the photographs were selected according to $\Lambda \rightarrow \pi^- + p$, neutral $K_s \rightarrow \pi^- + \pi^+$ or $\gamma \rightarrow e^+ + e^-$ hypothesis ; 2) V^0 stars should have the effective mass of K_s^0 and Λ ; 3) these V^0 events are directed to some vertices (complanarity); 4) they should have one vertex a three constraint fit for the hypothesis with M_K , M_Λ at $\chi^2 < 12$ and a momentum limit of K_s^0 and Λ greater than 0.1 and 0.2 GeV/c, respectively; 5) The analysis has shown [17] that the events with undivided ΛK_s^0 were appropriated events as Λ .

Figures.1a,c and 1b,d show the effective mass distribution of Λ (8657-events), K_s^0 (4122-events) particles and their χ^2 from kinematics fits, respectively, produced from the beam protons interacting with propane targets. The measured masses of these events have the following Gaussian distribution parameters $\langle M(K_s) \rangle = 497.7 \pm 3.6$, s.d. = 23.9 MeV/c² and $\langle M(\Lambda) \rangle = 1117.0 \pm 0.6$, s.d. = 10.0 MeV/c². The masses of the observed Λ , K_s^0 are consistent with their PDG values [18]. The effective mass of the $\Theta^+ \rightarrow K^0 p$ system, like that of the $\Lambda \rightarrow \pi^- p$ system, is measured to a precision of $\langle \Delta M_{(K_s^0 p)} / M_{(K_s^0 p)} \rangle \approx 1.1\%$. Then the effective mass resolution of $K^0 p$ system was estimated to be on the average 0.6% for identified protons with a momentum of $0.150 \leq p \leq 0.900$ GeV/c.

The preliminary estimate of the experimental total cross sections for K_s^0 production in the $p^{12}C$ collisions at 10 GeV/c is equal to $\sigma = 3.8 \pm 0.6$ mb.

3 pK_s^0 - spectrum analysis

3.1 pK_s^0 - spectrum for identified protons with a momentum of $0.350 \leq p_p \leq 0.900$ GeV/c

The pK_s^0 effective mass distribution for 2300 combination is shown on Fig.2. The solid curve is the sum of the background and 4 Breit-Wigner resonance curves.

The total experimental background has been obtained by two methods. In the first method, the experimental effective mass distribution was approximated by the polynomial function after cutting out the resonance ranges because this procedure has to provide the fit with $\chi^2=1$ and polynomial coefficient with errors less than 10%. This distribution was fitted by the eight- order polynomial. The second of the randomly mixing method of the angle between K_s^0 and p for experimental events is presented in [21]. Then, these background events were analyzed by using the same experimental condition and the effective mass distribution pK_s^0 was fitted by the eight-order polynomial. The analysis done by two methods has shown that while fitting had these distributions the same coefficient and order of polynomial.

The background for $\overline{K^0}p$ combinations is estimated with FRITIOF model [19, 20] and no more than 10% has been obtained. No obvious structure in $\overline{K^0}p$ spectrum is seen in Fig.2.

The statistical significance for the fit in Fig. 2 is calculated as NP / \sqrt{NB} , where NP is the number of events corresponding to the signal on top of the fitted background and NB is the number of events corresponding to the background in the chosen area. There are significant enhancements in 1540, 1612 and 1821 MeV/c² mass regions. There are small peaks in 1480 and 1980 MeV/c² mass regions.

3.2 pK_s^0 - spectrum for positively charged, relativistic tracks with a momentum of $0.9 \leq p_p \leq 1.7$ GeV/c

The pK_s^0 invariant mass spectrum shows resonant structure with $M = 1515$ (5.3σ) and 1690 MeV/ c^2 (3.8σ) in Fig.3a. No obvious structure in 1540,1610 and 1821 MeV/ c^2 mass regions is seen in Fig3a . FRITIOF [19, 20] model shows that the average multiplicity in this range for: all positive tracks, protons and π^+ are equal to 1.2, 0.4 and 0.8, respectively. The background for $K_s^0\pi^+$ and $K_s^0K^+$ combinations are equal to $\approx 46.6\%$ and 4.4% respectively. These observed peaks can be a reflection from resonances $\Lambda(1520)$ and $\Lambda(1700)$. The ($n\overline{K^0}$) invariant mass spectra for events where π^+ -meson in reactions $p+C_3H_8 \rightarrow \pi^+\overline{K^0}nX$ was detected and its mass was substituted by the mass of neutron.

3.3 pK_s^0 - spectrum for positively charged tracks with a momentum of $p_p \geq 1.7$ GeV/c

The pK_s^0 effective mass distribution with a momentum $p_p \geq 1.7$ GeV/c(3500 combination) is shown in Fig.3b. The histogram is approximated by a polynomial background curve and by 5 resonance curves taken in the Breit-Wigner form. The dashed curve is the background taken in the form of a superposition of Legendre polynomials up to the 6 -th degree, inclusive. The analysis done by two methods has shown that while fitting had these distributions the same coefficient and order of polynomial. The average multiplicity(FRITIOF) in this range for: all positive tracks, only protons and only π^+ are equal to 1.3, 0.8 and 0.5, respectively. Therefore the background for $K_s^0\pi^+$ and $K_s^0K^+$ combinations are equal to $\approx 20\%$ and 5% , respectively. The estimate of contribution for $\overline{K^0}p$ combinations with FRITIOF model is equal to 9% . No obvious structure in $\overline{K^0}p$ spectrum is seen on fig.3b.

There are significant enhancements in 1487, 1544, 1612 and 1805 MeV/ c^2 mass regions. Their excess above background is 3.0, 3.9, 3.7 and 4.0 S.D., respectively. There is a small peak in 1693 MeV/ c^2 mass regions.

3.4 The sum of pK_s^0 - spectrum for identified protons and positively charged tracks($p_p \geq 1.7$ GeV/c)

The total effective mass distribution for pK_s^0 (5554 combination) is shown on Fig.4. The solid curve is the sum of the background and 4 Breit-Wigner resonance curves. The background was fitted by the six-order polynomial. The total experimental background(dashed histogram) with the same experimental condition is also obtained by the second method [21]. The dashed curve is the background taken in the form of a superposition of Legendre polynomials up to the 6 -th degree, inclusive.

There are significant enhancements in 1545, 1616,1690,1811 and 1980 MeV/ c^2 mass regions. Their excess above background is by the first method 6.2,6.6, 4.0, 5.0, 3.0 S.D., respectively and by the second method 5.5, 4.8, 3.6, 5.0,3.0 S.D., respectively.

4 Conclusion

The effective mass spectra K_s^0p in collisions protons of a 10.0 GeV/c momentum with C_3H_8 nuclei, have led to the discovery of the peaks presented below(Table 1). Table 1 shows the width(Γ) and the effective mass resonances which are based on the data from Fig. 2. The

statistical significance are the based on the data from Fig.4. The primary total cross section for $\Theta^+(1540)$ production in pC_3H_8 -interactions is estimated to be $\approx 90\mu\text{b}$.

Table 1.

Resonance system	M MeV/ c^2	Γ_e MeV/ c^2 Experiment	Γ MeV/ c^2	significance (maximal) N_{sd}
$K_s^0 p$	1540±8	18.2±2.1	9.2±1.8	5.5±0.5
$K_s^0 p$	1613±10	23.6±6.0	16.1±4.1	4.8±0.5
$K_s^0 p$	1821±11	35.9±12.0	28.0±9.4	5.0±0.6

5 Acknowledgements

The authors are very much obliged to A.N. Sisakian, A.I.Malakhov, Yu.A. Panebratsev, H.A. Vartapetian for their support of this work.

We are also greatly indebted to our colleagues A.A. Kuznetsov, E.N.Kladnitskaya, Yu.A.Troyan, M.V. Tokarev, A.H.Khudaverdyan, A.S.Danagulian, V.I. Moroz, V.V. Uzhinskii for the assistance in data processing and fruitful discussions.

References

- [1] D. Diakonov, V. Petrov, and M. Polyakov, *Z. Phys. A* 359 , 305 (1997).
- [2] R.L. Jaffe, SLAC-PUB-1774 Talk presented at th Topical Conf. on Baryon Resonances, Oxford, Eng., Jul 5-9, 1976;arXiv:hep-ph/0307341(2003).
- [3] M. Karliner and H.J. Lipkin, *Phys. Lett. B*, 575 , 249 (2003), arXiv:hep-ph/0307243;
- [4] C. Alt et al., 3. J.Ellis, M.Karliner,M.Praszalowich, hep-ph/0401127.
- [5] David Akers, arXiv.org:hep-ex/0310014.
- [6] LEPS Coll., T. Nakano et al., *Phys. Rev. Lett.* 91 , 012002 (2003); arXiv:hep-exp/0301020.
- [7] DIANA Coll., V. Barmin et al., *Phys. At. Nucl.*, 66 , 1715-1718 (2003); arXiv:hep-exp/0304040.
- [8] CLAS Coll., V. Kubarovsky and S. Stepanyan, presented at the Conference on the Intersections of Particle and Nuclear Physics (CIPANP2003), New York, NY, USA, May 19-24, 2003, arXiv:hep-ex/0307088.
- [9] SAPHIR Coll., J. Barthet al., *Phys. Lett.*, B 572 2004.
- [10] HERMES Coll., A. Airapetian et al., arXiv:hep-ex/0312044.
- [11] SVD-2 experiment IHEP, A.Aleev et al.,arXiv:hep-ex/0401024 v5, (2004).
- [12] A.A.Kuznetsov, R.Togoo et al., *Proc. of the Mangolian Academy of Sciences*,v.170, N4,p.3,2003.
- [13] M.Balandin et al., *Nucl.Instr. and Meth.*,1963,20.p.110.
- [14] A.I. Bondarenko et al., *JINR Commun.*,Dubna,P1-98-292,1998.
- [15] N.F.Markova, et al., *JINR Commun.*, P10-3768,1968.
- [16] G.N.Agakashiev et. al., *Yad. Fiz.*,1986,43(2),p.366,373.
- [17] E.N.Kladnitskaya , K.J.Jovchev , P1-86-166 JINR, S.G. Arakelian et al., *JINR Commun.*, 1-82-683, 1982.
- [18] Particle Data Group, K. Hagiwara et al., *Phys. Rev. D.* 66,010001 (2002).
- [19] FRITIOF, H. Pi, *Comput. Phys.Commun.* 71(1992)173
- [20] A.S.Galoian et al., *JINR Commun.*, P1-2002-54, 2002.
- [21] V.L.Lyuboshits at al., *JINR Rapid Comm.*, 1995, N6(74),p209.

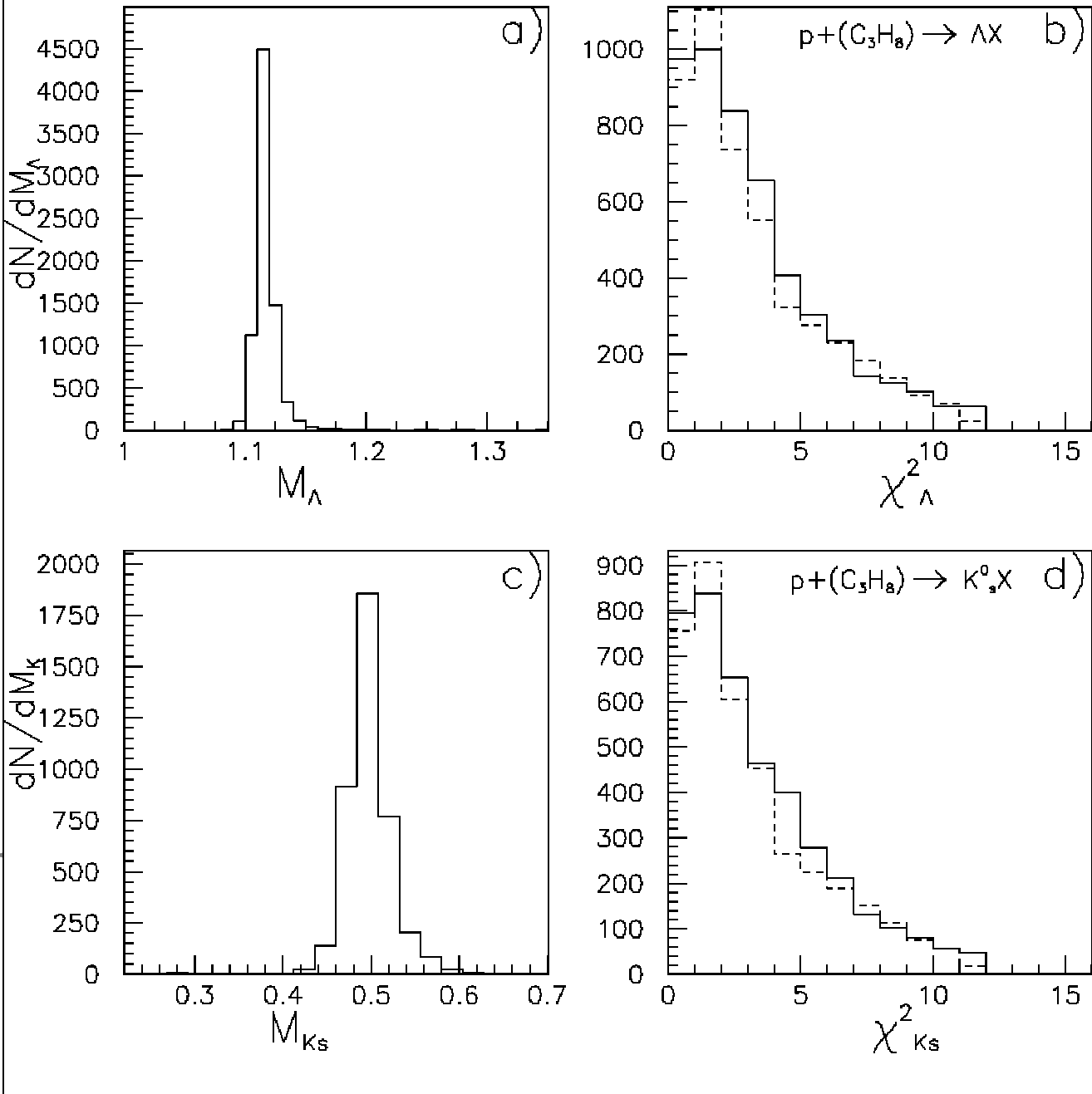


Figure 1: The distribution of experimental V^0 events produced from interactions of beam protons with propane: a) for the effective mass of M_Λ ; b) for $\chi^2_\Lambda(1V - 3C)$ of the fits via the decay mode $\Lambda \rightarrow \pi^- + p$; c) for the effective mass of $M_{K_s^0}$; d) for $\chi^2_{K_s^0}(1V - 3C)$ of the fits via decay mode $K_s^0 \rightarrow \pi^- + \pi^+$. The expected functional form for χ^2 is depicted with the dotted histogram.

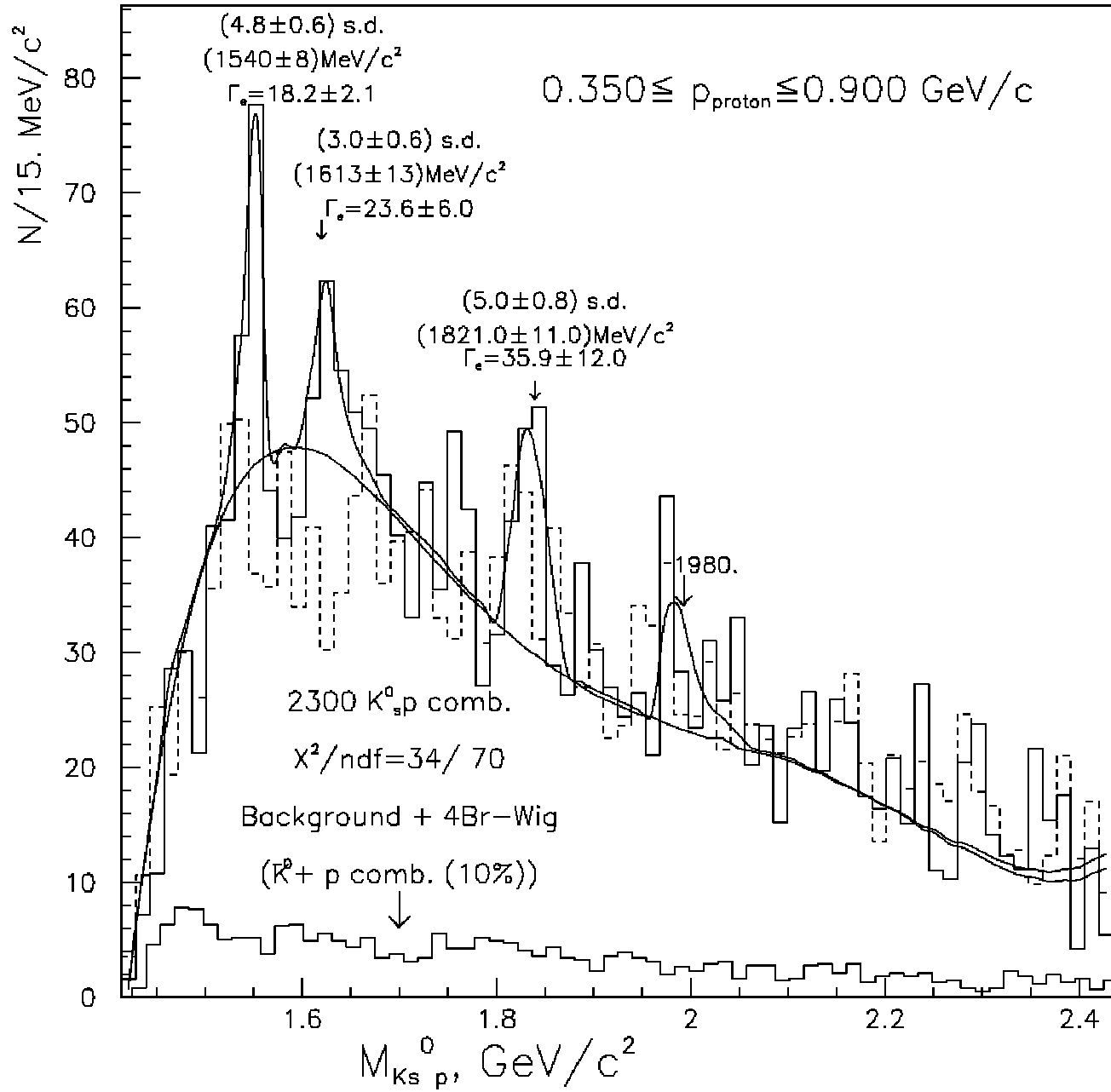


Figure 2. The (pK_s^0) invariant mass spectrum with a momentum of $0.350 \leq p_p \leq 0.900$ GeV/c for identified protons in the reaction $p + C_3H_8 \rightarrow pK_s^0 + X$. The solid curve is the sum of the experimental background and 4 Breit-Wigner resonance curves. The experimental background (by the first method) taken in the form of Legendre polynomials up to the 8-th degree, inclusive. The background histogram (dashed) is obtained by the mixing method for experimental events [21]. The below histogram shows the simulated background for the spectrum of $\overline{K}^0 p$ combinations.

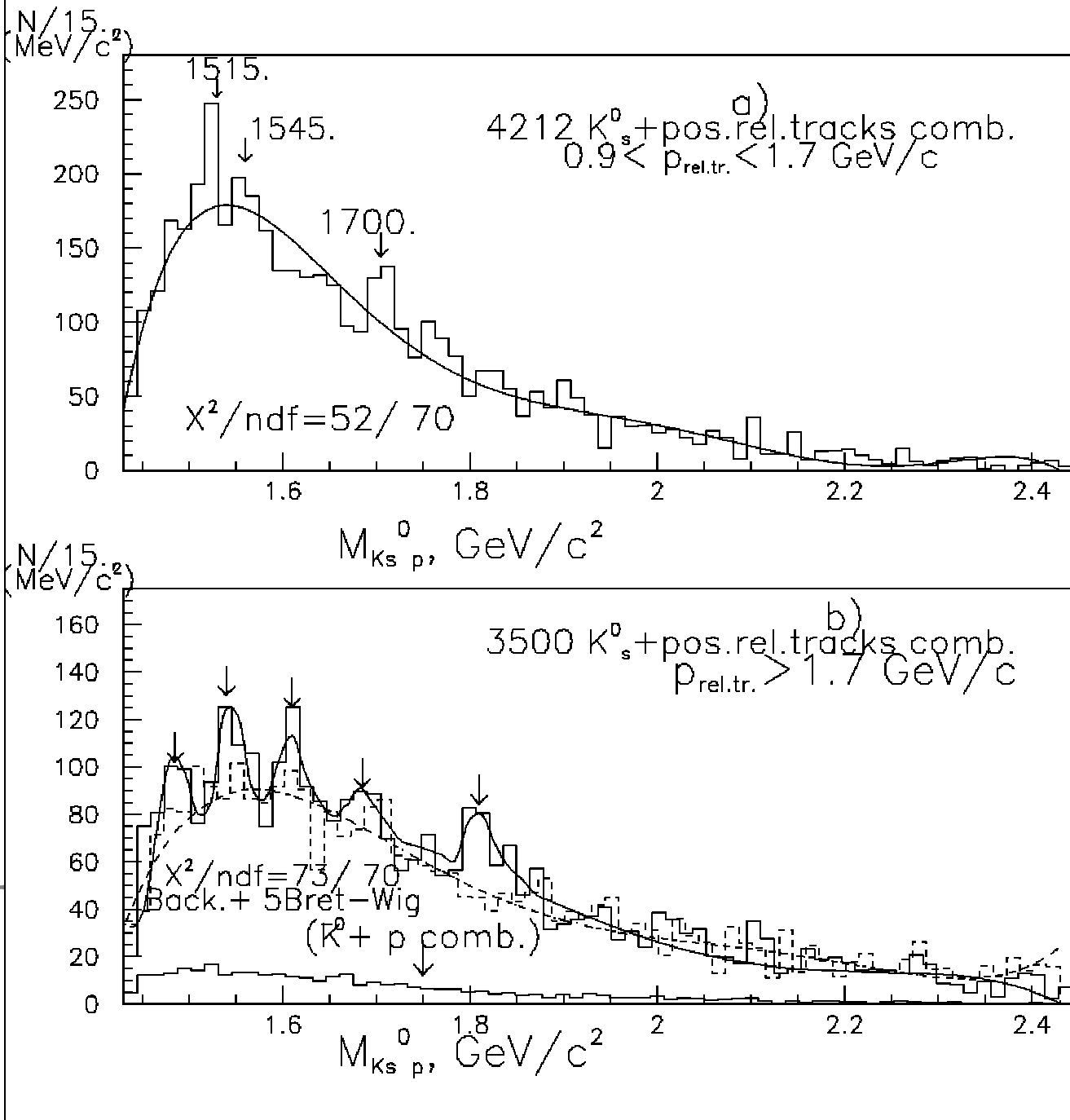


Figure 3. The (pK_s^0) invariant mass spectrum in the reaction $pC_3H_8 \rightarrow pK_s^0 + X$, where protons were selected as positively charged tracks with the cuts of a momentum. a) $0.9 \leq p \leq 1.7 \text{ GeV}/c$. The solid curve is the background distribution taken by six-order polynomial.

b) $p > 1.7 \text{ GeV}/c$. The solid curve is the sum of the experimental background (by the first method) and 5 Breit-Wigner form resonance curves. The experimental background taken in the form of Legendre polynomials up to the 6-th degree, inclusive. The dashed histogram is the experimental background [21] taken in the form of six-order polynomial (dashed curve). The below histogram shows the simulated background for the spectrum of $\overline{K}^0 p$ combinations.

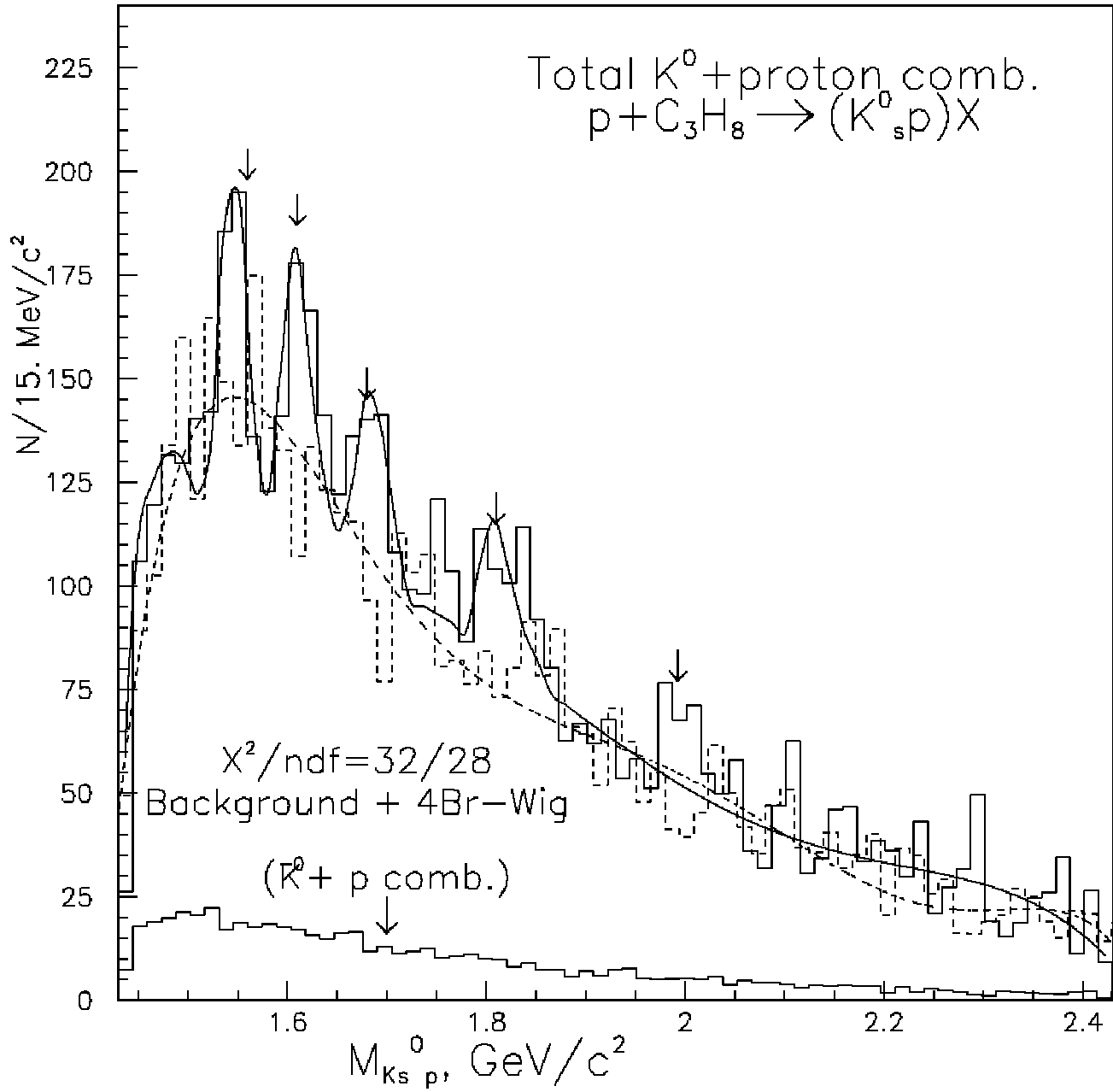


Figure 4. The sum of the effective mass distribution of $K_s^0 p$ - combination for protons with a momentum: $0.350 \leq p \leq 0.9 \text{ GeV}/c^2$ and $p \geq 1.7 \text{ GeV}/c^2$. The solid curve is the sum of the experimental background (by the first method) and 4 Breit-Wigner resonance curves. The dashed histogram is the experimental background[21] taken in the form of six-order polynomial (the dashed curve). The below histogram shows the simulated background for the spectrum of $\bar{K}^0 p$ combinations.