

MEASUREMENTS OF $|V_{ub}|$ WITH SIMULTANEOUS REQUIREMENTS ON M_X AND q^2 BY BELLE

T. NOZAKI

High Energy Accelerator Research Organization (KEK), Oho 1-1, Tsukuba, Ibaraki, Japan



We report the measurement of an inclusive partial branching fraction for charmless semileptonic B decay and the extraction of $|V_{ub}|$. Candidates for $B \rightarrow X_u \ell \nu$ are identified using a novel X_u -reconstruction method with simultaneous requirements on the hadronic recoil mass (M_X) and the invariant mass squared of lepton-neutrino system (q^2). Based on 86.9 fb^{-1} of data taken with the Belle detector, we obtain $\Delta\mathcal{B}(B \rightarrow X_u \ell \nu; M_X < 1.7 \text{ GeV}/c^2, q^2 > 8.0 \text{ GeV}^2/c^2) = (7.37 \pm 0.89(\text{stat.}) \pm 1.12(\text{syst.}) \pm 0.55(b \rightarrow c) \pm 0.24(b \rightarrow u)) \times 10^{-4}$ and determine $|V_{ub}| = (4.66 \pm 0.28(\text{stat.}) \pm 0.35(\text{syst.}) \pm 0.17(b \rightarrow c) \pm 0.08(b \rightarrow u) \pm 0.58(\text{theory})) \times 10^{-3}$.

1 Introduction

The off-diagonal element V_{ub} in the CKM matrix is an important ingredient in overconstraining the unitarity triangle by measuring its sides and angles. The inclusive charmless semileptonic decay $B \rightarrow X_u \ell \nu$ is the most promising process to determine $|V_{ub}|$ since $|V_{ub}|$ is related to the total branching fraction of $B \rightarrow X_u \ell \nu$ model independently by OPE and HQET with a precision of about 7%¹ as follows.

$$|V_{ub}| = \text{const} \times \sqrt{\mathcal{B}(B \rightarrow X_u \ell \nu)(1 \pm 0.07(\text{theory}))} \quad (1)$$

Experimentally we have to apply a cut on the phase space to suppress the hundred times larger contribution of background from $B \rightarrow X_c \ell \nu$. The experiments on the $\Upsilon(4S)$ resonance have used the limited region of lepton momentum E_l ² or the hadronic recoil mass M_X ³ as seen in Figure 1. The phase space of these experiments contains the so-called collinear region shown in Figure 1. In this region OPE fails and a shape function of the B meson is required. Therefore the need to extrapolate measured rates from such limited regions results in large theoretical uncertainties on $|V_{ub}|$. A recent theoretical development suggests that one can significantly reduce the theoretical uncertainty on the extrapolation by applying simultaneous cuts on M_X and the invariant mass

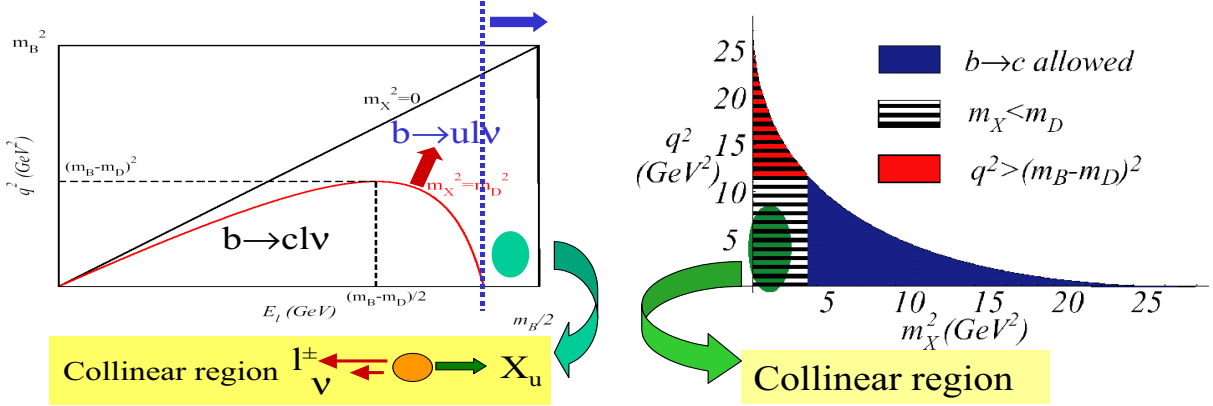


Figure 1: Reduction of charmed events by E_l or M_X cuts and definition of the collinear region.

squared of the lepton-neutrino system (q^2)⁴. We compare the extrapolation errors for three cases assuming $m_b^{1S} = 4.70 \pm 0.12 \text{ GeV}/c^2$ where m_b^{1S} is one-half of the perturbative contribution to the mass of the $\Upsilon(1S)$. Case 1 ($E_l > 2.2 \text{ GeV}$):20%; case 2 ($M_X < 1.55 \text{ GeV}/c^2$):18%; case 3 ($M_X < 1.7 \text{ GeV}/c^2$ and $q^2 > 8.0 \text{ GeV}^2/c^2$):10%. There are three methods to reconstruct M_X and q^2 . The first one is a traditional neutrino reconstruction method used by CLEO which reconstructs the neutrino 4-momentum from the missing 4-momentum by requiring vanishing missing mass squared⁵. Although high reconstruction efficiency is obtained only bad M_X resolution is obtainable since the B momentum in CMS of the $\Upsilon(4S)$ must be neglected and as a result signal/noise ratio is poor. Second method is a full-reconstruction method used by BaBar where one of two B mesons is fully reconstructed. In this case good M_X resolution is obtained, but the reconstruction efficiency is poor like a few times 10^{-3} ³. The third method is a novel X_u -reconstruction method of Belle⁶ based on a combination of neutrino reconstruction and a technique called simulated annealing⁷ to separate the two B meson decays. This method allows us to measure M_X and q^2 with good efficiency so that it achieves good statistical precision and small theoretical uncertainty with a modest integrated luminosity. We report here the first result with simultaneous requirements on M_X and q^2 ⁶. This analysis is based on 78.1 fb^{-1} data, corresponding to 85 million $B\bar{B}$ pairs, taken at the $\Upsilon(4S)$ resonance, and 8.8 fb^{-1} taken at an energy 60 MeV below the resonance, by the Belle detector⁸ at the energy-asymmetric e^+e^- collider KEKB⁹.

2 Experimental Procedure

2.1 Neutrino Reconstruction

We select hadronic events containing one lepton candidate having momentum above $1.2 \text{ GeV}/c$ in CMS of the $\Upsilon(4S)$. We exclude events containing additional lepton candidates. The neutrino is reconstructed from the missing 4-momentum in the event ($\vec{p}_\nu \equiv \vec{p}_{\Upsilon(4S)} - \sum_i \vec{p}_i$, $E_\nu \equiv E_{\Upsilon(4S)} - \sum_i E_i$). The net observed momentum ($\sum_i \vec{p}_i$) and energy ($\sum_i E_i$) are calculated using particles surviving track quality cuts. We then compute the missing mass of the event, defined as $MM^2 \equiv E_\nu^2/c^4 - |\vec{p}_\nu|^2/c^2$, where the sign of E_ν^2 is reversed when $E_\nu < 0$. The result is shown in the left plot of Figure 2. We require $-1.5 \text{ GeV}^2/c^4 < MM^2 < 1.5 \text{ GeV}^2/c^4$ to suppress events with missing particles and with particles removed due to poor reconstruction quality. For events that pass this requirement, we add back tracks and clusters rejected earlier due to reconstruction quality, selecting the combination that gives the smallest value of $|MM^2|$. The result is shown in the right plot of Figure 2. This determines the set of particles that are used in the subsequent analysis. Events are further required to have a net charge of 0 or ± 1 , and a polar angle for the

missing momentum within the barrel region ($32^\circ < \theta < 128^\circ$). To suppress beam-gas events, we demand that the net charge of all proton candidates be zero. Requiring that the cosine of the angle of K_L^0 candidates with respect to the missing momentum be less than 0.8 rejects events where the neutrino candidate is actually a K_L^0 meson.

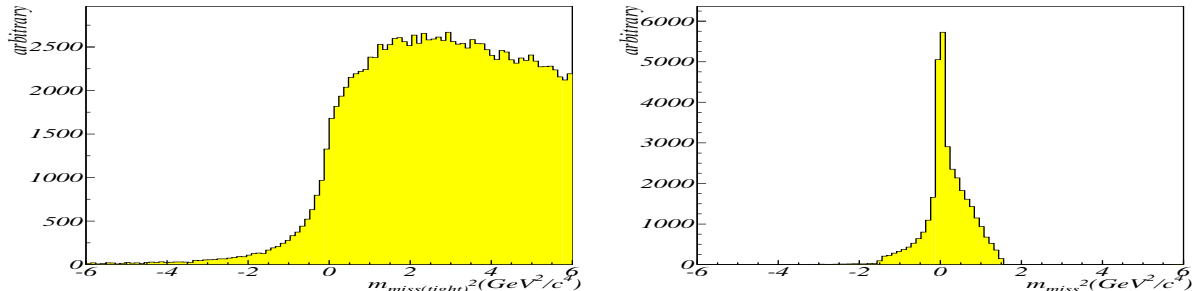


Figure 2: MM^2 distributions. The left and right plots correspond to the case with good quality tracks and the case including poor quality tracks, respectively.

2.2 Simulated Annealing

We then seek the most likely combination of particles belonging to $X\ell\nu$, the remainder being from the associated B -meson (B_{opp}). Six discriminant variables are used: the momentum, energy, and polar angle of B_{opp} (p_B^* , E_B^* , $\cos\theta_B^*$) in the CMS, its charge multiplicity (N_{ch}) and net charge times the lepton charge ($Q_B \times Q_\ell$), and the missing-mass squared recalculated with the energy and mass of B_{opp} constrained to the known values ($MM_{X\ell\nu}^2$). Using Monte Carlo (MC) simulation events for $\Upsilon(4S) \rightarrow B\bar{B}$ where at least one B decays into $X\ell\nu$, we determine probability density functions (PDFs) for correct $X\ell\nu$ combinations and for random $X\ell\nu$ combinations. From the PDFs we calculate two likelihoods, $\mathcal{L}(\text{correct})$ and $\mathcal{L}(\text{random})$. The most likely candidate combination in each event is found by minimizing the parameter $W \equiv \mathcal{L}(\text{random})/(\mathcal{L}(\text{random}) + \mathcal{L}(\text{correct}))$.

To minimize W , we have developed an approximate iterative algorithm based on simulated annealing. We start from the initial candidate for $X\ell\nu$ that consists of the lepton and neutrino plus approximately one third of the remaining particles, selected randomly. We move a random particle (other than the lepton or neutrino) between the X and B_{opp} sides in an iterative way, where in one iteration we cross all particles at least once, and search for the combination that gives the minimum W with 50 iterations. During the iteration process we take special care to reduce the chance of convergence to a local minimum of W . For instance, after every fifth iteration we compare all combinations that can be constructed by crossing one particle and use the combination that gives the *largest* value of W to seed a new cycle. We repeat this iteration process 10 times, starting each time with a different initial candidate, and select the case with the smallest W . Figure 3 shows the distributions in three of the six discriminant variables and W , before and after simulated annealing. Also shown are the distributions for the correct combination in signal MC events. The final candidate is required to satisfy: i) $W < 0.1$, ii) $5.1 < E_B^* < 5.4$ GeV, iii) $0.25 < p_B^* < 0.42$ GeV/ c , iv) $-2 < Q_\ell \times Q_B < +1$, and v) $-0.2 < MM_{X\ell\nu}^2 < 0.4$ GeV²/ c^4 . Contamination from the continuum is reduced by demanding $|\cos\theta_{B\ell}| < 0.8$, where $\theta_{B\ell}$ is the angle between the thrust axis of B_{opp} and the lepton momentum.

2.3 Validity Check

The validity of the method is checked with two data samples, one containing 38,600 fully-reconstructed $B \rightarrow D^*\ell\nu$ decays and the other containing 84,100 $B \rightarrow J/\psi X$, $J/\psi \rightarrow \ell^+\ell^-$

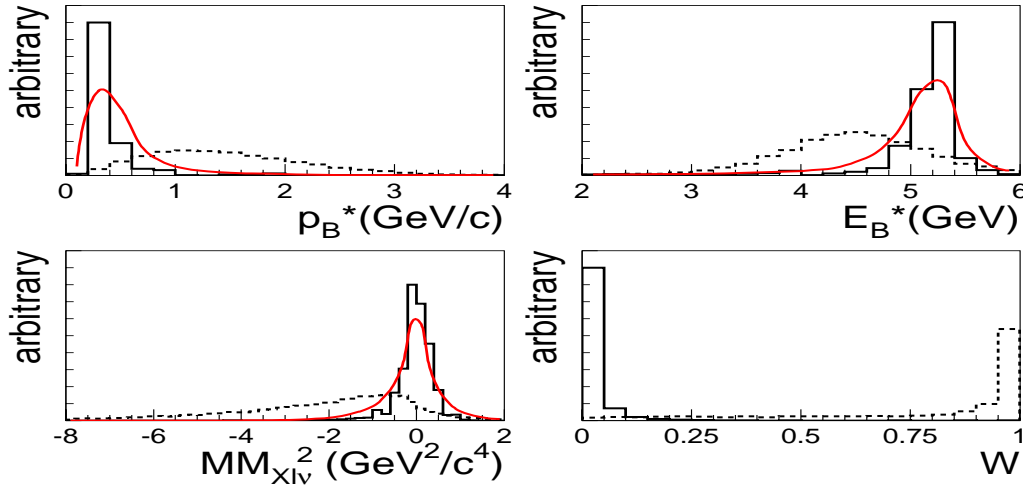


Figure 3: Distributions for 3 discriminants and W before (dashed histogram) and after (solid histogram) simulated annealing, for real data. MC distributions for 3 discriminants for correct combination of particles (solid curve).

decays. For the $J/\psi X$ sample we treat one of the two leptons from J/ψ as a neutrino, to emulate $B \rightarrow X\ell\nu$. The M_X distribution for the $D^*\ell\nu$ sample is peaked at the D^* mass and the q^2 distribution for the $J/\psi X$ sample is peaked at J/ψ mass squared, as expected. The shapes are in good agreement between data and MC. These results verify that the simulated annealing method works as expected. We use the efficiency ratio $r_{\text{eff}} = 0.891 \pm 0.043$ between the data and MC for calibration of signal efficiency by MC.

2.4 Background Subtraction

We observe 8910 events in the $X_u\ell\nu$ “signal” region, defined as $M_X < 1.7\text{GeV}/c^2$ and $q^2 > 8.0\text{GeV}^2/c^2$. These consist of semileptonic decays, $B \rightarrow X_{c,u}\ell\nu$, other $B\bar{B}$ background, and residual continuum events. The continuum contribution is estimated from off-resonance data to be 251 ± 48 events and is subtracted directly from the analyzed distributions. The contributions from $B \rightarrow X_c\ell\nu$ and other $B\bar{B}$ backgrounds are estimated via MC in the “background” region $M_X > 1.8 \text{ GeV}/c^2$, where $X_c\ell\nu$ dominates, and extrapolated to the signal region. We estimate them by fitting the M_X and q^2 distributions from MC events to those from the data using a two-dimensional χ^2 fit method. Contributions to $X_c\ell\nu$ come from $D^{(*)}\ell\nu$, $D^{**}\ell\nu$, and $D^{(*)}\pi\ell\nu$. Their branching fractions are floated in the fit. The total rate for other $B\bar{B}$ backgrounds is also floated. The small $X_u\ell\nu$ contribution is estimated iteratively. The obtained branching fractions are consistent with the PDG values¹. The $B\bar{B}$ background in the signal region is estimated to be $7283 \pm 130 \pm 63$ events, where the first and second errors come from fit and MC statistics, respectively. The upper plots in Figure 4 show the M_X distribution for $q^2 > 8.0 \text{ GeV}^2/c^2$ and the q^2 distribution for $M_X < 1.7 \text{ GeV}/c^2$ after continuum subtraction. After subtracting the $B\bar{B}$ backgrounds, we obtain distributions for the $X_u\ell\nu$ signal, shown in the lower plots. The net signal is $N_{\text{obs}} = 1376 \pm 167$ events where the error is statistical only.

3 Extraction of Partial Branching Fraction

In order to extract the partial branching fraction $\Delta\mathcal{B}$ for $B \rightarrow X_u\ell\nu$ in the signal region, a Monte Carlo simulation is used to convert N_{obs} to the true number of signal events produced in this region, N_{true} , and to estimate the efficiency for these events to be observed anywhere, ϵ_{signal} . In the MC simulation, $B \rightarrow X_u\ell\nu$ decays are simulated based on the prescription

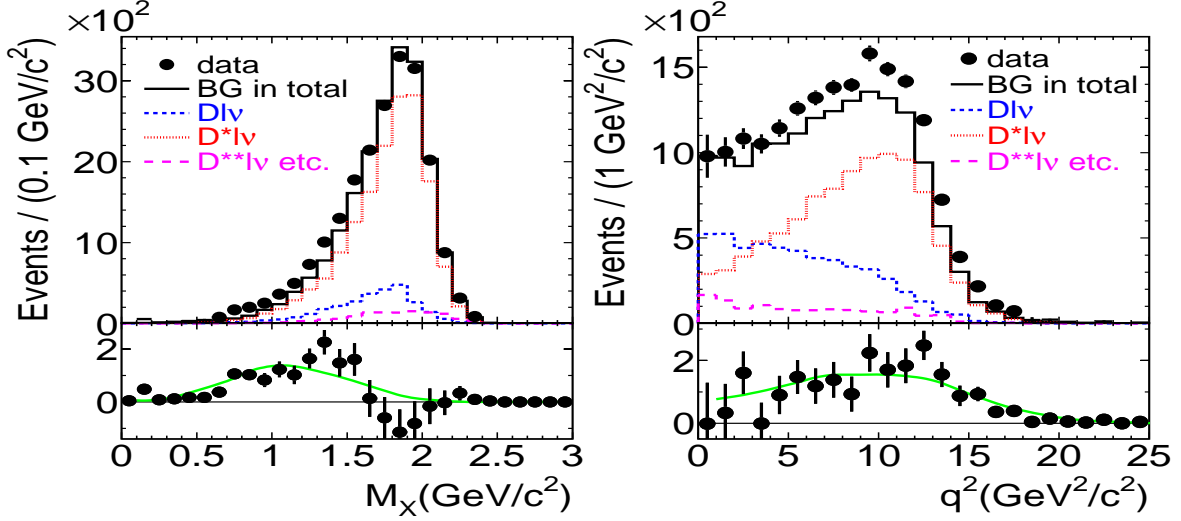


Figure 4: (a) M_X distribution for $q^2 > 8.0 \text{ GeV}^2/c^2$. (b) q^2 distribution for $M_X < 1.7 \text{ GeV}/c^2$. Points are the data and histograms are backgrounds from $D^*\ell\nu$ (dotted), $D\ell\nu$ (short dashed), others (long dashed), and total background contribution (solid). Lower plots show the data after background subtraction. Solid curves show the inclusive MC predictions for $B \rightarrow X_u\ell\nu$.

of Fazio and Neubert¹⁰. For two parameters therein we use $m_b = 4.80 \pm 0.12 \text{ GeV}/c^2$ and $\mu_\pi^2 = 0.30 \pm 0.11 \text{ GeV}^2/c^2$ derived from the CLEO measurements of the hadronic mass moments in inclusive $B \rightarrow X_c\ell\nu$ and photon energy spectrum in $B \rightarrow X_s\gamma$ ¹¹. N_{true} is estimated by $N_{\text{true}} = N_{\text{obs}} \times F$. We find $F = 0.938$, and thus $N_{\text{true}} = 1291 \pm 157$. The efficiency ϵ_{signal} is predicted to be 0.578%. We determine $\Delta\mathcal{B}$ by $0.5 \times N_{\text{true}} / (\epsilon_{\text{signal}} \times r_{\text{eff}}) / (2N_B)$, where r_{eff} is the efficiency correction factor described earlier, N_B is the number of $B\bar{B}$ events and the factor 0.5 is needed to take into account the electron and muon data:

$$\Delta\mathcal{B} = (7.37 \pm 0.89 \pm 1.12 \pm 0.55 \pm 0.24) \times 10^{-4}.$$

The errors are statistical, systematic, from $B \rightarrow X_c\ell\nu$ model dependence, and $B \rightarrow X_u\ell\nu$ model dependence, respectively. Main source of systematic uncertainty is the uncertainty in the $B\bar{B}$ background estimation arisen from distortion of the M_X and q^2 distributions due to imperfect detector simulation. The model dependence of $X_c\ell\nu$ is estimated to be 7.4% by varying the $D_1\ell\nu$ plus $D_2^*\ell\nu$ fraction in the $D^{**}\ell\nu$ by 25% and by varying the slope parameters of the form factors for $D\ell\nu$ and $D^*\ell\nu$, $\rho_D^2 = 1.19 \pm 0.19$ and $\rho^2 = 1.51 \pm 0.13$ ¹, within their errors. $B \rightarrow X_u\ell\nu$ model dependence (3.4%) is estimated by varying the parameters of the inclusive model within their errors and by comparing to a simulation with a full exclusive implementation of the ISGW2 model¹².

4 Extraction of $|V_{ub}|$

As mentioned before $\Delta\mathcal{B}(B \rightarrow X_u\ell\nu)$ is related to $|V_{ub}|$ ^{4,13,14},

$$|V_{ub}| = 0.00444 \left(\frac{\Delta\mathcal{B}(B \rightarrow X_u\ell\nu)}{0.002 \times 1.21G(q_{\text{cut}}^2, m_{\text{cut}})} \frac{1.55\text{ps}}{\tau_B} \right)^{1/2} \quad (2)$$

where $1.21G(q_{\text{cut}}^2, m_{\text{cut}}) = f_u \times \left(\frac{m_b^{1S}}{4.7\text{GeV}/c^2} \right)^5$, f_u represents the fraction of events with $q^2 > q_{\text{cut}}^2$ and $M_X < m_{\text{cut}}$. $G(q_{\text{cut}}^2, m_{\text{cut}})$ is calculated to $\mathcal{O}(\alpha_s^2)$ and $\mathcal{O}(1/m_b^2)$ in Ref.4, including the effect of the Fermi motion of the b quark, which is expressed in terms of m_b^{1S} . We use $m_b^{1S} =$

$4.70 \pm 0.12 \text{ GeV}/c^2$ ^{4,15}, which gives $G(q_{\text{cut}}^2, m_{\text{cut}}) = 0.268$ ^{4,14}. The theoretical uncertainty on $|V_{ub}|$ is determined only by the uncertainty on $G(q_{\text{cut}}^2, m_{\text{cut}})$. The uncertainty on $G(q_{\text{cut}}^2, m_{\text{cut}})$, in total 25%, consists of 6% for perturbative, 8% for nonperturbative terms (dominated by the weak annihilation contribution), and 23% from the uncertainty on m_b^{1S} ^{4,16}. The 23% error contains 10% for f_u and 13% for $(m_b^{\text{1S}})^5$. These uncertainties are positively correlated, so we add them linearly, whereas they have been given separately in conventional analyses. Using $\tau_B = 1.604 \pm 0.012 \text{ ps}$ ¹, we obtain

$$|V_{ub}| = (4.66 \pm 0.28 \pm 0.35 \pm 0.17 \pm 0.08 \pm 0.58) \times 10^{-3}$$

where the errors are statistical, systematic, $b \rightarrow c$ model dependence, $b \rightarrow u$ model dependence, and theoretical uncertainty for OPE, respectively.

5 Summary

We have performed the first measurement of $|V_{ub}|$ with simultaneous requirements on M_X and q^2 using a novel X_u -reconstruction method. The result of $|V_{ub}| = (4.66 \pm 0.76) \times 10^{-3}$ is consistent with the previous inclusive measurements^{2,3,17} and the total error is comparable with those of the previous measurements on $\Upsilon(4S)$ ^{2,3}. Due to simultaneous requirements on M_X and q^2 , the extrapolation error is much smaller than those of the previous measurements on $\Upsilon(4S)$ ^{2,3}.

Acknowledgments

I would like to thank the organizers of the conference for arranging a stimulating conference in a pleasant atmosphere. I am grateful to H. Kakuno for assistance in preparing this report.

References

1. K. Hagiwara *et al.* (Particle Data Group), Phys. Rev. D **66**, 010001 (2002).
2. A. Bornheim *et al.* (CLEO Collaboration), Phys. Rev. Lett. **88**, 231803 (2002).
3. B. Aubert *et al.* (BaBar Collaboration), Phys. Rev. Lett. **92**, 071802 (2004).
4. C.W. Bauer, Z. Ligeti and M. Luke, Phys. Rev. **D64**, 113004 (2001).
5. A. Bornheim *et al.* (CLEO Collaboration), hep-ex/0207064.
6. H. Kakuno *et al.* (Belle Collaboration), Phys. Rev. Lett. **92**, 101801 (2004).
7. S. Kirkpatrick *et al.*, Science **220**, No. 4598 (1983). H. Kakuno, PhD thesis, Tokyo Inst. of Technology, 2003 (<http://belle.kek.jp/bdocs/theses.html>).
8. A. Abashian *et al.*, Nucl. Instr. and Meth. **A479**, 117 (2002).
9. S. Kurokawa and E. Kikutani, Nucl. Instr. and Meth. **A499**, 1 (2003).
10. F. De Fazio, M. Neubert, JHEP **9906**, 017 (1999).
11. D. Cronin-Hennessy *et al.* (CLEO Collab.), Phys. Rev. Lett. **87**, 251808(2001).
D. J. Lange, Nucl. Instr. and Meth. A **462**, 152 (2001).
12. D. Scora and N. Isgur, Phys. Rev. **D52**, 2783 (1995).
13. A.H. Hoang, Z. Ligeti, and A.V. Manohar, Phys. Rev. Lett. **82**, 277(1999).
14. Z. Ligeti, private communication.
15. M. Beneke and A. Signer, Phys. Lett. **B471**, 233 (1999), A.H. Hoang, hep-ph/0008102, A.H. Mahmood *et al.* (CLEO Collaboration), Phys. Rev. **D67**, 072001 (2003).
16. The uncertainty due to the possible quark-hadron duality violation is not included in this estimation.
17. R. Barate *et al.* (ALEPH Collaboration), Eur. Phys. J. **C6**, 555 (1999).