

Inclusive Semileptonic B Decays at $BABAR$ and Extraction of HQE Parameters

H.U. Flaecher
Department of Physics, Royal Holloway, University of London
Egham, Surrey, TW20 0EX, UK
(for the $BABAR$ Collaboration)

Abstract

A measurement of the first four moments of the hadronic mass distribution in $B \rightarrow X_c \ell \bar{\nu}$ decays is presented for minimum lepton momenta varying between 0.9 and 1.6 GeV, using data recorded with the $BABAR$ detector. Furthermore, a measurement of the inclusive electron energy spectrum for semileptonic B decays together with a measurement of its first, second and third moments for minimum electron energies between 0.6 and 1.5 GeV is reported. We determine the inclusive $B \rightarrow X_c \ell \bar{\nu}$ branching fraction, $\mathcal{B}_{c\ell\nu}$, the CKM matrix element $|V_{cb}|$, and other heavy-quark parameters from a simultaneous fit to the measured moments.

Contributed to the Proceedings of the XXXIXth Rencontres de Moriond on QCD and High Energy Hadronic Interactions
3/28/2004—4/4/2004, La Thuile, Italy

Stanford Linear Accelerator Center, Stanford University, Stanford, CA 94309

Work supported in part by Department of Energy contract DE-AC03-76SF00515.

1 Introduction

Moments of inclusive distributions and rates for semileptonic and rare B decays can be related via Operator Product Expansions (OPE) [1] to fundamental parameters of the Standard Model, such as the Cabibbo-Kobayashi-Maskawa matrix elements $|V_{cb}|$ and $|V_{ub}|$ [2] and the heavy quark masses m_b and m_c . These expansions in $1/m_b$ and the strong coupling constant α_s involve non-perturbative quantities that can be extracted from moments of inclusive distributions. In the kinetic-mass scheme [3] for example, these expansions to order $\mathcal{O}(1/m_b^3)$ contain six parameters: the running kinetic masses of the b - and c -quarks, $m_b(\mu)$ and $m_c(\mu)$, and four non-perturbative parameters. We determine these parameters from a fit to the moments of the hadronic mass and electron energy distributions in semileptonic B decays to charm particles, $B \rightarrow X_c \ell \bar{\nu}$. These measurements are based on data recorded with the *BABAR* detector [4] at the $\Upsilon(4S)$ resonance.

2 Measurement of Hadronic Mass Moments

2.1 Event Selection and Simulation

The measurement of hadronic mass moments is based on a sample of 89 million $B\bar{B}$ pairs corresponding to an integrated luminosity of 82 fb^{-1} . The analysis uses $\Upsilon(4S) \rightarrow B\bar{B}$ events in which one of the B mesons decays to hadrons and is fully reconstructed (B_{reco}) [5] and the semileptonic decay of the recoiling \bar{B} meson (B_{recoil}) is identified by the presence of an electron or muon. This approach allows for the determination of the momentum, charge, and flavor of the B mesons. Semileptonic decays are modeled by a parameterization of form factors for $\bar{B} \rightarrow D^* \ell^- \bar{\nu}$ [6], and models for $\bar{B} \rightarrow D \ell^- \bar{\nu}$, $D^{**} \ell^- \bar{\nu}$ [7] and $\bar{B} \rightarrow D \pi \ell^- \bar{\nu}$, $D^* \pi \ell^- \bar{\nu}$ [8]. Monte Carlo (MC) simulations of the *BABAR* detector are based on GEANT4 [9].

Semileptonic decays are identified by the presence of exactly one electron or muon above a minimum cut-off energy E_{cut} , measured in the rest frame of the B_{recoil} meson recoiling against the B_{reco} . The hadronic system X in the decay $B \rightarrow X \ell \bar{\nu}$ is reconstructed from charged tracks and energy depositions in the calorimeter that are not associated with the B_{reco} candidate or the charged lepton. The neutrino four-momentum p_ν is estimated from the missing four-momentum $p_{\text{miss}} = p_{\Upsilon(4S)} - p_{B_{\text{reco}}} - p_X - p_\ell$, where all momenta are measured in the laboratory frame. We impose the following criteria to ensure well reconstructed events: $E_{\text{miss}} > 0.5 \text{ GeV}$, $|\vec{p}_{\text{miss}}| > 0.5 \text{ GeV}$, and $|E_{\text{miss}} - |\vec{p}_{\text{miss}}|| < 0.5 \text{ GeV}$. We select 7114 signal events over a combinatorial background of 2102 events. The mass of the hadronic system M_X is determined by a kinematic fit that imposes four-momentum conservation, the equality of the masses of the two B mesons, and constrains $p_\nu^2 = 0$.

2.2 Extraction of Hadronic Mass Moments

In order to extract unbiased moments $\langle M_X^n \rangle$, we need to correct for effects that can distort the mass distributions. We use observed linear relationships between the measured $\langle M_X^n \rangle$ and generated $\langle M_X^{n, \text{true}} \rangle$ values from MC simulations in bins of $M_X^{n, \text{true}}$ (see Fig. 1) to calibrate the measurement of M_X^n on an event-by-event basis. Since any radiative photon is included in the measured hadron mass and our definition of M_X does not include these photons, we employ PHOTOS [10] to simulate QED radiative effects and correct for their impact (less than 5%) on the moments as part of the calibration procedure. To verify this procedure, we apply the calibration to the measured masses for individual hadronic states in simulated $B \rightarrow X_c \ell \bar{\nu}$ decays, and compare their calibrated mass

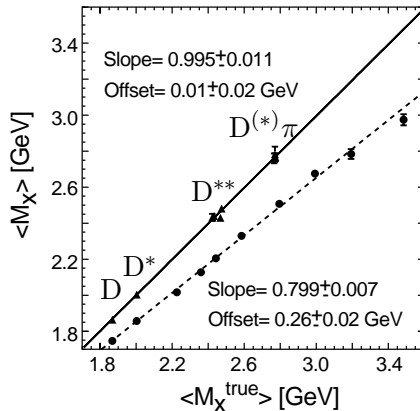


Figure 1: Results of the $\langle M_X \rangle$ calibration procedure. The calibration data and fit results are shown by the lower dashed line (circles), the verification by the upper solid line (triangles).

moments to the true mass moments. The result of this test is also shown in Fig. 1 for M_X , indicating that the calibration reproduces the true moments over the full mass range. Corresponding curves are obtained for M_X^2 , M_X^3 , and M_X^4 . We observe no significant mass bias after calibration. The MC-based calibration procedure has also been validated on a data sample of partially reconstructed $D^{*+} \rightarrow D^0 \pi^+$ decays [5] where the low-momentum π^+ serves as a tag and allows to select an inclusive event sample for which the true hadronic mass is known.

2.3 Results and Systematic Errors

The hadronic mass moments $\langle M_X^n \rangle$ after background subtraction, calibration and correction for detection and selection efficiencies are shown in the upper half of Fig. 3. The full numerical results can be found in [11]. The four moments increase as E_{cut} decreases due to the presence of higher mass charm states. The moment measurements are highly correlated. The statistical and systematic errors are of comparable size. The dominant systematic error sources stem from the precision of the modeling of the detector efficiency and particle reconstruction, the subtraction of the combinatorial background of the B_{reco} sample and remaining B background, and uncertainties in the modeling of the hadronic states.

3 Measurement of Electron Energy Spectrum and its Moments

3.1 Event Selection

The measurement of the electron energy spectrum and its moments is based on a data sample of 47.4 fb^{-1} recorded at the $\Upsilon(4S)$ resonance and 9.1 fb^{-1} at an energy 40 MeV below the resonance, measured in the electron-positron center of mass frame. The analysis is similar to the BABAR measurement of the semileptonic branching fraction [12], but supersedes it by an order of magnitude in integrated luminosity.

We identify $B\bar{B}$ events by observing an electron, e_{tag} , with a momentum of $1.4 < p^* < 2.3 \text{ GeV}/c$ in the $\Upsilon(4S)$ rest frame. These electrons make up the tag-sample which is used as normalization for the branching fraction. A second electron, e_{sig} , for which we require $p^* > 0.5 \text{ GeV}/c$ is assigned either to the unlike-sign sample (charge $Q(e_{\text{tag}}) = -Q(e_{\text{sig}})$) or to the like-sign sample ($Q(e_{\text{tag}}) = Q(e_{\text{sig}})$). In events without $B^0\bar{B}^0$ mixing, primary electrons from semileptonic B decays belong to

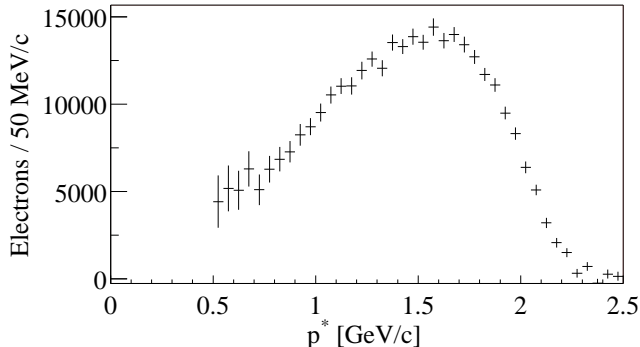


Figure 2: Electron momentum spectrum from $B \rightarrow X e \nu(\gamma)$ decays in the $\mathcal{T}(4S)$ frame after correction for efficiencies and bremsstrahlung, with combined statistical and systematic errors.

the unlike-sign sample while secondary electrons contribute to the like-sign sample. We select $B\bar{B}$ events by making requirements on the charged and neutral multiplicities and event shape variables. Electrons originating from the same B meson as the tag electron are rejected by requiring $\cos \alpha^* > 1.0 - p_e^*(\text{GeV}/c)$ and $\cos \alpha^* > -0.2$, where α^* is the opening angle between the two electrons. Backgrounds from $J/\psi \rightarrow e^+e^-$ decays to the tag-sample, are suppressed by requiring the invariant mass M_{ee} of the tag electron, paired with any electron of opposite charge with $\cos \alpha^* < -0.2$, to be outside the interval $2.9 < M_{ee} < 3.15 \text{ GeV}/c^2$. The efficiencies of these selection criteria are estimated by MC simulation.

3.2 Measurement of the Electron Momentum Spectrum

In order to extract the electron momentum spectrum remaining backgrounds have to be subtracted. Continuum background is subtracted from the tagged, like- and unlike-sign samples by scaling the off-resonance yields by the ratio of on- to off-resonance integrated luminosities, corrected for the energy dependence of the continuum cross section. Background electron spectra from photon conversions and Dalitz decays are extracted from data. Further backgrounds arise from decays of τ leptons, charmed mesons produced in $b \rightarrow c\bar{c}s$ decays and J/ψ or $\psi(2S) \rightarrow e^+e^-$ decays with only one detected e . These backgrounds are irreducible, and their contributions to the three electron samples are estimated from MC simulations.

To account for $B^0\bar{B}^0$ mixing, we determine the number of primary electrons in the i -th p^* bin from the like-sign and unlike-sign pairs as

$$N_{b \rightarrow c, u}^i = \frac{1 - f_0 \chi_0}{1 - 2f_0 \chi} \frac{N_{e^+e^-}^i}{\epsilon_{\alpha^*}^i} - \frac{f_0 \chi_0}{1 - 2f_0 \chi_0} N_{e^\pm e^\pm}^i \quad (1)$$

where χ_0 is the $B^0\bar{B}^0$ mixing parameter $\chi_0 = 0.186 \pm 0.004$ [13] and $f_0 = \mathcal{B}(\mathcal{T}(4S) \rightarrow B^0\bar{B}^0) = 0.490 \pm 0.018$ [13]. The parameter $\epsilon_{\alpha^*}^i$ is the efficiency of the additional requirement on the opening angle for the unlike-sign sample. The spectrum of primary electrons is shown in Fig. 2 and is corrected for bremsstrahlung in the detector using MC simulation.

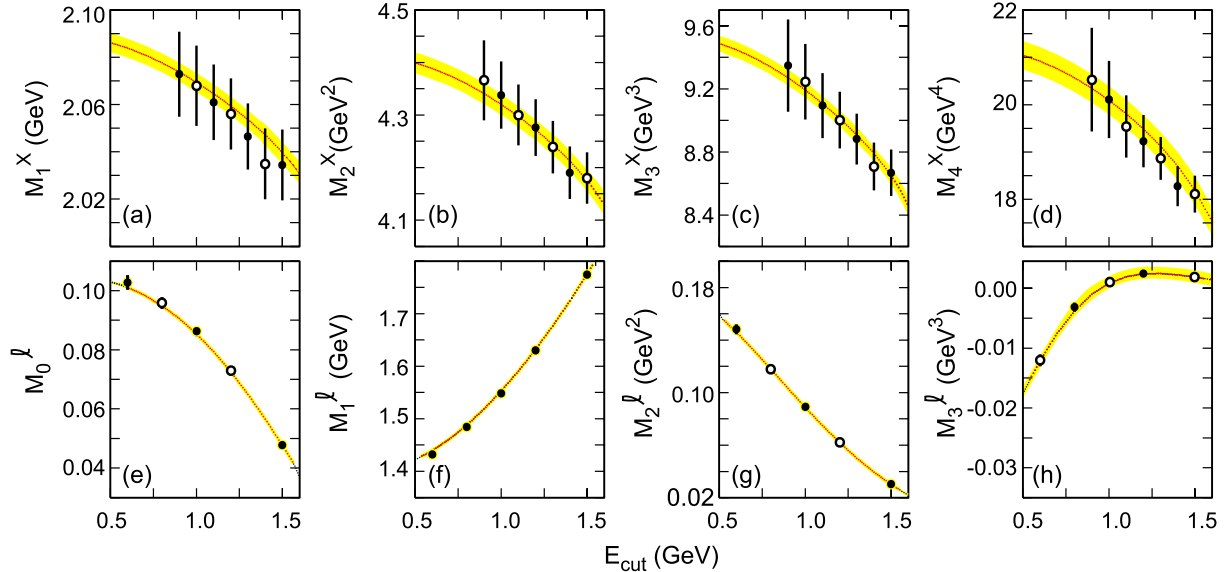


Figure 3: The measured hadronic-mass (a-d) and electron-energy (e-h) moments as a function of the cut-off energy, E_{cut} , compared with the result of the simultaneous fit (line), with the theoretical uncertainties indicated as shaded bands. The solid data points mark the measurements included in the fit. The vertical bars indicate the experimental errors; *i.e.*, the statistical and systematic errors added in quadrature; in some cases they are comparable in size to the data points. Moment measurements for different E_{cut} are highly correlated.

3.3 Extraction of Electron Energy Moments

Before extraction of the moments as a function of the minimal electron energy ranging from 0.6 GeV to 1.5 GeV, the measured electron momentum spectrum has to be corrected for the contribution from $B \rightarrow X_u e \bar{\nu}$ decays. Defining $R_i(E_{cut}, \mu)$ as $\int_{E_{cut}}^{\infty} (E_e - \mu)^i (d\Gamma/dE_e) dE_e$, we present measurements of the partial branching fraction $M_0(E_{cut})$, the first moment $M_1(E_{cut}) = R_1(E_{cut}, 0)/R_0(E_{cut}, 0)$ and the central moments $M_n(E_{cut}) = R_n(E_{cut}, M_1(E_{cut}))/R_0(E_{cut}, 0)$ for $n = 2, 3$. Furthermore, the moments are corrected for the movement of the B mesons in the center of mass frame and QED radiative effects. The results are shown in the lower part of Fig. 3. The full numerical results can be found in [14]. The main systematic errors stem from uncertainties in the branching fractions of the irreducible background, electron identification efficiency and subtraction of the $B \rightarrow X_u e \bar{\nu}$ background.

4 Determination of the Branching Fraction for $B \rightarrow X_c \ell \bar{\nu}$ Decays and of $|V_{cb}|$ from Hadronic Mass and Lepton Energy Moments

The E_{cut} -dependent moment measurements discussed in the previous two sections are used to extract the total branching fraction $\mathcal{B}_{c\ell\nu}$, $|V_{cb}|$ and other heavy quark parameters from a simultaneous χ^2 fit of OPE calculations in the kinetic mass scheme. In this scheme, the rate of $B \rightarrow X_c \ell \bar{\nu}$ can

Table 1: Fit results and error contributions from the moment measurements, approximations to the HQEs, and additional theoretical uncertainties from α_s terms and other perturbative and non-perturbative terms contributing to $\Gamma_{c\ell\nu}$.

	$ V_{cb} (10^{-3})$	$m_b(\text{GeV})$	$m_c(\text{GeV})$	$\mu_\pi^2(\text{GeV}^2)$	$\rho_D^3(\text{GeV}^3)$	$\mu_G^2(\text{GeV}^2)$	$\rho_{LS}^3(\text{GeV}^3)$	$\mathcal{B}_{c\ell\nu}(\%)$
Results	41.390	4.611	1.175	0.447	0.195	0.267	-0.085	10.611
δ_{exp}	0.437	0.052	0.072	0.035	0.023	0.055	0.038	0.163
δ_{HQE}	0.398	0.041	0.056	0.038	0.018	0.033	0.072	0.063
δ_{α_s}	0.150	0.015	0.015	0.010	0.004	0.018	0.010	0.000
δ_Γ	0.620							
δ_{tot}	0.870	0.068	0.092	0.053	0.029	0.067	0.082	0.175

be expressed as [15]

$$\Gamma_{c\ell\nu} = \frac{G_F^2 m_b^5}{192\pi^3} |V_{cb}|^2 (1 + A_{ew}) A_{pert}(r, \mu) \times \left[z_0(r) \left(1 - \frac{\mu_\pi^2 - \mu_G^2 + \frac{\rho_D^3 + \rho_{LS}^3}{m_b}}{2m_b^2} \right) - 2(1-r)^4 \frac{\mu_G^2 + \frac{\rho_D^3 + \rho_{LS}^3}{m_b}}{m_b^2} + d(r) \frac{\rho_D^3}{m_b^3} + \mathcal{O}(1/m_b^4) \right]. \quad (2)$$

to $\mathcal{O}(1/m_b^3)$. The leading non-perturbative effects arise at $\mathcal{O}(1/m_b^2)$ and are parameterized by $\mu_\pi^2(\mu)$ and $\mu_G^2(\mu)$, the expectation values of the kinetic and chromomagnetic dimension-five operators. At $\mathcal{O}(1/m_b^3)$, two additional parameters enter, $\rho_D^3(\mu)$ and $\rho_{LS}^3(\mu)$, the expectation values of the Darwin (D) and spin-orbit (LS) dimension-six operators. These parameters depend on the scale μ that separates short-distance from long-distance QCD effects; the calculations are performed for $\mu = 1 \text{ GeV}$ [3]. The ratio $r = m_c^2/m_b^2$ enters in the phase-space factor $z_0(r)$ and the function $d(r)$ ¹. HQEs in terms of the same heavy-quark parameters are available for the hadronic mass and electron energy moments [17]. Since many of these individual moments are highly correlated we select for the fitting procedure a set of moments for which the correlation coefficients are less than 95%. Thus we only use half of the 28 mass moments, and retain 13 of the 20 energy moments.

The global fit takes into account the statistical and systematic errors and correlations of the individual measurements, as well as the uncertainties of the expressions for the individual moments. The resulting fit, shown in Fig. 3, describes the data well with $\chi^2 = 15.0$ for 20 degrees of freedom. Table 1 lists the fitted parameters and their errors². An additional error on $|V_{cb}|$ has been derived from the limited knowledge of the OPE expression for the decay rate, including various perturbative corrections and higher-order non-perturbative corrections [15]. As expected, m_b and m_c are highly correlated and for the mass difference we obtain $m_b - m_c = (3.436 \pm 0.025_{exp} \pm 0.018_{HQE} \pm 0.010_{\alpha_s}) \text{ GeV}$.

Several crosschecks have been carried out to ensure that the fit results are unbiased. These include variations of the theoretical uncertainties and the set of moment measurements used in the fit. In particular these have been split into sets above and below a cut-off energy of 1.2 GeV and hadron mass and lepton energy moments. All results agree with each other within errors. Figure 4 shows the $\Delta\chi^2 = 1$ ellipses for $|V_{cb}|$ versus m_b and μ_π^2 , for a fit to all moments and separate fits to the electron energy moments and the hadronic mass moments, but including the partial branching fractions in both.

¹Analytical expressions for $z_0(r)$ and $d(r)$ can be found in [16].

²The correlations between the fit parameters can be found in [16].

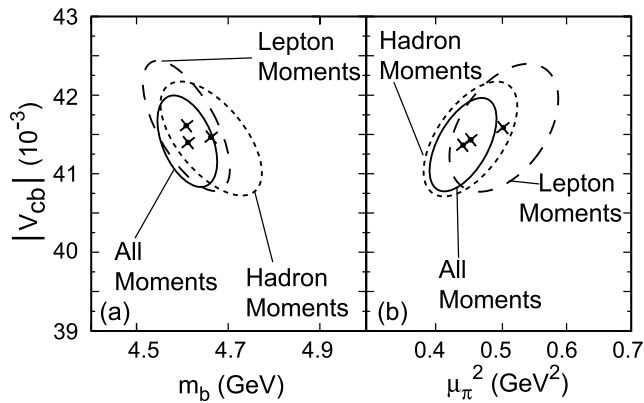


Figure 4: Fit results (crosses) with contours corresponding to $\Delta\chi^2 = 1$ for two pairs of the eight free parameters a) m_b and b) μ_π^2 versus $|V_{cb}|$, separately for fits using the hadronic -mass, the electron-energy, and all moments.

5 Conclusions

From the measured hadronic mass and electron energy moments we have determined the semileptonic branching fraction, $|V_{cb}|$ and the heavy quark masses m_b and m_c .

$$\begin{aligned}
 |V_{cb}| &= (41.4 \pm 0.4_{exp} \pm 0.4_{HQE} \pm 0.6_{th}) \times 10^{-3}, \\
 \mathcal{B}_{ce\nu} &= (10.61 \pm 0.16_{exp} \pm 0.06_{HQE})\%, \\
 m_b(1 \text{ GeV}) &= (4.61 \pm 0.05_{exp} \pm 0.04_{HQE} \pm 0.02_{th}) \text{ GeV}, \\
 m_c(1 \text{ GeV}) &= (1.18 \pm 0.07_{exp} \pm 0.06_{HQE} \pm 0.02_{th}) \text{ GeV},
 \end{aligned}$$

In addition, the non-perturbative parameters in the kinetic scheme were determined up to order $1/m_b^3$ without applying any external constraints and the results are in agreement with theoretical estimates. Consistent results were found from separate fits using hadronic mass or lepton energy moments only which gives confidence in the reliability of the OPE calculations.

References

- [1] J. Chay, H. Georgi, and B. Grinstein, Phys. Lett. **B247**, 399 (1990); M. A. Shifman and M. B. Voloshin, Sov. J. Nucl. Phys. **41**, 120 (1985); I. I. Y. Bigi, N. G. Uraltsev, and A. I. Vainshtein, Phys. Lett. **B293**, 430 (1992), [E. **B297** 477 (1992)]; I. I. Y. Bigi, M. A. Shifman, N. G. Uraltsev, and A. I. Vainshtein, Phys. Rev. Lett. **71**, 496 (1993); A. V. Manohar and M. B. Wise, Phys. Rev. **D49**, 1310 (1994); A. V. Manohar and M. B. Wise, Cambridge Monogr. Part. Phys. Nucl. Phys. Cosmol. **10**, 1 (2000).
- [2] N. Cabibbo, Phys. Rev. Lett. **10**, 531 (1963); M. Kobayashi and T. Maskawa, Prog. Theor. Phys. **49**, 652 (1973).
- [3] I. I. Bigi, M. Shifman, N. Uraltsev, and A. Vainshtein, Phys. Rev. **D56**, 4017 (1997).
- [4] B. Aubert *et al.* (BABAR Collaboration), Nucl. Instrum. Meth. **A479**, 1 (2002).

- [5] B. Aubert *et al.* (*BABAR* Collaboration), Phys. Rev. Lett. **92**, 071802 (2004).
- [6] J. E. Duboscq *et al.* (*CLEO* Collaboration), Phys. Rev. Lett. **76**, 3898 (1996).
- [7] D. Scora and N. Isgur, Phys. Rev. **D52**, 2783 (1995).
- [8] J. L. Goity and W. Roberts, Phys. Rev. **D51**, 3459 (1995).
- [9] S. Agostinelli *et al.* (*GEANT4* Collaboration), Nucl. Instrum. Meth. **A506**, 250 (2003).
- [10] E. Barberio and Z. Was, Comput. Phys. Commun. **79**, 291 (1994).
- [11] B. Aubert *et al.* (*BABAR* Collaboration) (2004), to be published in Phys. Rev. D RC, [hep-ex/0403031](#).
- [12] B. Aubert *et al.* (*BABAR* Collaboration), Phys. Rev. **D67**, 031101 (2003).
- [13] K. Hagiwara *et al.*, Phys. Rev. **D 66**, 010001 (2002) and 2003 off-year partial update for the 2004 edition (URL: <http://pdg.lbl.gov/>)
- [14] B. Aubert *et al.* (*BABAR* Collaboration) (2004), to be published in Phys. Rev. D RC, [hep-ex/0403030](#).
- [15] D. Benson, I. I. Bigi, T. Mannel, and N. Uraltsev, Nucl. Phys. **B665**, 367 (2003).
- [16] B. Aubert *et al.* (*BABAR* Collaboration) (2004), submitted to Phys. Rev. Lett., [hep-ex/0404017](#).
- [17] P. Gambino and N. Uraltsev, Eur. Phys. J. C **34**, 181 (2004), N. Uraltsev, [hep-ph/0403166](#).