

# Measurement of exclusive $B$ decays to charmonium and $K$ or $K^*$ branching fractions with the *BABAR* detector.

The *BABAR* Collaboration

December 31, 2018

## Abstract

We report preliminary results on the measurement of branching fractions of exclusive decays of neutral and charged  $B$  mesons into two-body final states containing a charmonium state and a light strange meson. The charmonium mesons considered are  $J/\psi$ ,  $\psi(2S)$  and  $\chi_{c1}$ , and the light mesons are either  $K$  or  $K^*$ . We use a sample of about 124 million  $B\bar{B}$  events collected with the *BABAR* detector at the PEP-II storage ring at the Stanford Linear Accelerator Center.

Submitted to the 32<sup>nd</sup> International Conference on High-Energy Physics, ICHEP 04,  
16 August—22 August 2004, Beijing, China

---

*Stanford Linear Accelerator Center, Stanford University, Stanford, CA 94309*

Work supported in part by Department of Energy contract DE-AC03-76SF00515.

The BABAR Collaboration,

B. Aubert, R. Barate, D. Boutigny, F. Couderc, J.-M. Gaillard, A. Hicheur, Y. Karyotakis, J. P. Lees,  
V. Tisserand, A. Zghiche

*Laboratoire de Physique des Particules, F-74941 Annecy-le-Vieux, France*

A. Palano, A. Pompili

*Università di Bari, Dipartimento di Fisica and INFN, I-70126 Bari, Italy*

J. C. Chen, N. D. Qi, G. Rong, P. Wang, Y. S. Zhu

*Institute of High Energy Physics, Beijing 100039, China*

G. Eigen, I. Ofte, B. Stugu

*University of Bergen, Inst. of Physics, N-5007 Bergen, Norway*

G. S. Abrams, A. W. Borgland, A. B. Breon, D. N. Brown, J. Button-Shafer, R. N. Cahn, E. Charles,  
C. T. Day, M. S. Gill, A. V. Gritsan, Y. Groysman, R. G. Jacobsen, R. W. Kadel, J. Kadyk, L. T. Kerth,  
Yu. G. Kolomensky, G. Kukartsev, G. Lynch, L. M. Mir, P. J. Oddone, T. J. Orimoto, M. Pripstein,  
N. A. Roe, M. T. Ronan, V. G. Shelkov, W. A. Wenzel

*Lawrence Berkeley National Laboratory and University of California, Berkeley, CA 94720, USA*

M. Barrett, K. E. Ford, T. J. Harrison, A. J. Hart, C. M. Hawkes, S. E. Morgan, A. T. Watson

*University of Birmingham, Birmingham, B15 2TT, United Kingdom*

M. Fritsch, K. Goetzen, T. Held, H. Koch, B. Lewandowski, M. Pelizaeus, M. Steinke  
*Ruhr Universität Bochum, Institut für Experimentalphysik 1, D-44780 Bochum, Germany*

J. T. Boyd, N. Chevalier, W. N. Cottingham, M. P. Kelly, T. E. Latham, F. F. Wilson

*University of Bristol, Bristol BS8 1TL, United Kingdom*

T. Cuhadar-Donszelmann, C. Hearty, N. S. Knecht, T. S. Mattison, J. A. McKenna, D. Thiessen

*University of British Columbia, Vancouver, BC, Canada V6T 1Z1*

A. Khan, P. Kyberd, L. Teodorescu

*Brunel University, Uxbridge, Middlesex UB8 3PH, United Kingdom*

A. E. Blinov, V. E. Blinov, V. P. Druzhinin, V. B. Golubev, V. N. Ivanchenko, E. A. Kravchenko,  
A. P. Onuchin, S. I. Serebnyakov, Yu. I. Skovpen, E. P. Solodov, A. N. Yushkov

*Budker Institute of Nuclear Physics, Novosibirsk 630090, Russia*

D. Best, M. Bruinsma, M. Chao, I. Eschrich, D. Kirkby, A. J. Lankford, M. Mandelkern, R. K. Mommsen,  
W. Roethel, D. P. Stoker

*University of California at Irvine, Irvine, CA 92697, USA*

C. Buchanan, B. L. Hartfiel

*University of California at Los Angeles, Los Angeles, CA 90024, USA*

S. D. Foulkes, J. W. Gary, B. C. Shen, K. Wang

*University of California at Riverside, Riverside, CA 92521, USA*

- D. del Re, H. K. Hadavand, E. J. Hill, D. B. MacFarlane, H. P. Paar, Sh. Rahatlou, V. Sharma  
*University of California at San Diego, La Jolla, CA 92093, USA*
- J. W. Berryhill, C. Campagnari, B. Dahmes, O. Long, A. Lu, M. A. Mazur, J. D. Richman, W. Verkerke  
*University of California at Santa Barbara, Santa Barbara, CA 93106, USA*
- T. W. Beck, A. M. Eisner, C. A. Heusch, J. Kroseberg, W. S. Lockman, G. Nesom, T. Schalk,  
B. A. Schumm, A. Seiden, P. Spradlin, D. C. Williams, M. G. Wilson  
*University of California at Santa Cruz, Institute for Particle Physics, Santa Cruz, CA 95064, USA*
- J. Albert, E. Chen, G. P. Dubois-Felsmann, A. Dvoretzkii, D. G. Hitlin, I. Narsky, T. Piatenko,  
F. C. Porter, A. Ryd, A. Samuel, S. Yang  
*California Institute of Technology, Pasadena, CA 91125, USA*
- S. Jayatileke, G. Mancinelli, B. T. Meadows, M. D. Sokoloff  
*University of Cincinnati, Cincinnati, OH 45221, USA*
- T. Abe, F. Blanc, P. Bloom, S. Chen, W. T. Ford, U. Nauenberg, A. Olivas, P. Rankin, J. G. Smith,  
J. Zhang, L. Zhang  
*University of Colorado, Boulder, CO 80309, USA*
- A. Chen, J. L. Harton, A. Soffer, W. H. Toki, R. J. Wilson, Q. Zeng  
*Colorado State University, Fort Collins, CO 80523, USA*
- D. Altenburg, T. Brandt, J. Brose, M. Dickopp, E. Feltresi, A. Hauke, H. M. Lacker, R. Müller-Pfefferkorn,  
R. Nogowski, S. Otto, A. Petzold, J. Schubert, K. R. Schubert, R. Schwierz, B. Spaan, J. E. Sundermann  
*Technische Universität Dresden, Institut für Kern- und Teilchenphysik, D-01062 Dresden, Germany*
- D. Bernard, G. R. Bonneaud, F. Brochard, P. Grenier, S. Schrenk, Ch. Thiebaux, G. Vasileiadis, M. Verderi  
*Ecole Polytechnique, LLR, F-91128 Palaiseau, France*
- D. J. Bard, P. J. Clark, D. Lavin, F. Muheim, S. Playfer, Y. Xie  
*University of Edinburgh, Edinburgh EH9 3JZ, United Kingdom*
- M. Andreotti, V. Azzolini, D. Bettoni, C. Bozzi, R. Calabrese, G. Cibinetto, E. Luppi, M. Negrini,  
L. Piemontese, A. Sarti  
*Università di Ferrara, Dipartimento di Fisica and INFN, I-44100 Ferrara, Italy*
- E. Treadwell  
*Florida A&M University, Tallahassee, FL 32307, USA*
- F. Anulli, R. Baldini-Ferroli, A. Calcaterra, R. de Sangro, G. Finocchiaro, P. Patteri, I. M. Peruzzi,  
M. Piccolo, A. Zallo  
*Laboratori Nazionali di Frascati dell'INFN, I-00044 Frascati, Italy*
- A. Buzzo, R. Capra, R. Contri, G. Crosetti, M. Lo Vetere, M. Macri, M. R. Monge, S. Passaggio,  
C. Patrignani, E. Robutti, A. Santroni, S. Tosi  
*Università di Genova, Dipartimento di Fisica and INFN, I-16146 Genova, Italy*
- S. Bailey, G. Brandenburg, K. S. Chaisanguanthum, M. Morii, E. Won  
*Harvard University, Cambridge, MA 02138, USA*

R. S. Dubitzky, U. Langenegger

*Universität Heidelberg, Physikalisches Institut, Philosophenweg 12, D-69120 Heidelberg, Germany*

W. Bhimji, D. A. Bowerman, P. D. Dauncey, U. Egede, J. R. Gaillard, G. W. Morton, J. A. Nash,  
M. B. Nikolich, G. P. Taylor

*Imperial College London, London, SW7 2AZ, United Kingdom*

M. J. Charles, G. J. Grenier, U. Mallik

*University of Iowa, Iowa City, IA 52242, USA*

J. Cochran, H. B. Crawley, J. Lamsa, W. T. Meyer, S. Prell, E. I. Rosenberg, A. E. Rubin, J. Yi

*Iowa State University, Ames, IA 50011-3160, USA*

M. Biasini, R. Covarelli, M. Pioppi

*Università di Perugia, Dipartimento di Fisica and INFN, I-06100 Perugia, Italy*

M. Davier, X. Giroux, G. Grosdidier, A. Höcker, S. Laplace, F. Le Diberder, V. Lepeltier, A. M. Lutz,  
T. C. Petersen, S. Plaszczynski, M. H. Schune, L. Tantot, G. Wormser

*Laboratoire de l'Accélérateur Linéaire, F-91898 Orsay, France*

C. H. Cheng, D. J. Lange, M. C. Simani, D. M. Wright

*Lawrence Livermore National Laboratory, Livermore, CA 94550, USA*

A. J. Bevan, C. A. Chavez, J. P. Coleman, I. J. Forster, J. R. Fry, E. Gabathuler, R. Gamet,  
D. E. Hutchcroft, R. J. Parry, D. J. Payne, R. J. Sloane, C. Touramanis

*University of Liverpool, Liverpool L69 7ZE, United Kingdom*

J. J. Back,<sup>1</sup> C. M. Cormack, P. F. Harrison,<sup>1</sup> F. Di Lodovico, G. B. Mohanty<sup>1</sup>

*Queen Mary, University of London, E1 4NS, United Kingdom*

C. L. Brown, G. Cowan, R. L. Flack, H. U. Flaecher, M. G. Green, P. S. Jackson, T. R. McMahon,  
S. Ricciardi, F. Salvatore, M. A. Winter

*University of London, Royal Holloway and Bedford New College, Egham, Surrey TW20 0EX,  
United Kingdom*

D. Brown, C. L. Davis

*University of Louisville, Louisville, KY 40292, USA*

J. Allison, N. R. Barlow, R. J. Barlow, P. A. Hart, M. C. Hodgkinson, G. D. Lafferty, A. J. Lyon,  
J. C. Williams

*University of Manchester, Manchester M13 9PL, United Kingdom*

A. Farbin, W. D. Hulsbergen, A. Jawahery, D. Kovalskyi, C. K. Lae, V. Lillard, D. A. Roberts

*University of Maryland, College Park, MD 20742, USA*

G. Blaylock, C. Dallapiccola, K. T. Flood, S. S. Hertzbach, R. Kofler, V. B. Koptchev, T. B. Moore,  
S. Saremi, H. Staengle, S. Willocq

*University of Massachusetts, Amherst, MA 01003, USA*

---

<sup>1</sup>Now at Department of Physics, University of Warwick, Coventry, United Kingdom

R. Cowan, G. Sciolla, S. J. Sekula, F. Taylor, R. K. Yamamoto  
*Massachusetts Institute of Technology, Laboratory for Nuclear Science, Cambridge, MA 02139, USA*

D. J. J. Mangeol, P. M. Patel, S. H. Robertson  
*McGill University, Montréal, QC, Canada H3A 2T8*

A. Lazzaro, V. Lombardo, F. Palombo  
*Università di Milano, Dipartimento di Fisica and INFN, I-20133 Milano, Italy*

J. M. Bauer, L. Cremaldi, V. Eschenburg, R. Godang, R. Kroeger, J. Reidy, D. A. Sanders, D. J. Summers,  
H. W. Zhao  
*University of Mississippi, University, MS 38677, USA*

S. Brunet, D. Côté, P. Taras  
*Université de Montréal, Laboratoire René J. A. Lévesque, Montréal, QC, Canada H3C 3J7*

H. Nicholson  
*Mount Holyoke College, South Hadley, MA 01075, USA*

N. Cavallo,<sup>2</sup> F. Fabozzi,<sup>2</sup> C. Gatto, L. Lista, D. Monorchio, P. Paolucci, D. Piccolo, C. Sciacca  
*Università di Napoli Federico II, Dipartimento di Scienze Fisiche and INFN, I-80126, Napoli, Italy*

M. Baak, H. Bulten, G. Raven, H. L. Snoek, L. Wilden  
*NIKHEF, National Institute for Nuclear Physics and High Energy Physics, NL-1009 DB Amsterdam,  
The Netherlands*

C. P. Jessop, J. M. LoSecco  
*University of Notre Dame, Notre Dame, IN 46556, USA*

T. Allmendinger, K. K. Gan, K. Honscheid, D. Hufnagel, H. Kagan, R. Kass, T. Pulliam, A. M. Rahimi,  
R. Ter-Antonyan, Q. K. Wong  
*Ohio State University, Columbus, OH 43210, USA*

J. Brau, R. Frey, O. Igonkina, C. T. Potter, N. B. Sinev, D. Strom, E. Torrence  
*University of Oregon, Eugene, OR 97403, USA*

F. Colecchia, A. Dorigo, F. Galeazzi, M. Margoni, M. Morandin, M. Posocco, M. Rotondo, F. Simonetto,  
R. Stroili, G. Tiozzo, C. Voci  
*Università di Padova, Dipartimento di Fisica and INFN, I-35131 Padova, Italy*

M. Benayoun, H. Briand, J. Chauveau, P. David, Ch. de la Vaissière, L. Del Buono, O. Hamon,  
M. J. J. John, Ph. Leruste, J. Malcles, J. Ocariz, M. Pivk, L. Roos, S. T'Jampens, G. Therin  
*Universités Paris VI et VII, Laboratoire de Physique Nucléaire et de Hautes Energies, F-75252 Paris,  
France*

P. F. Manfredi, V. Re  
*Università di Pavia, Dipartimento di Elettronica and INFN, I-27100 Pavia, Italy*

---

<sup>2</sup>Also with Università della Basilicata, Potenza, Italy

P. K. Behera, L. Gladney, Q. H. Guo, J. Panetta  
*University of Pennsylvania, Philadelphia, PA 19104, USA*

C. Angelini, G. Batignani, S. Bettarini, M. Bondioli, F. Bucci, G. Calderini, M. Carpinelli, F. Forti,  
M. A. Giorgi, A. Lusiani, G. Marchiori, F. Martinez-Vidal,<sup>3</sup> M. Morganti, N. Neri, E. Paoloni, M. Rama,  
G. Rizzo, F. Sandrelli, J. Walsh  
*Università di Pisa, Dipartimento di Fisica, Scuola Normale Superiore and INFN, I-56127 Pisa, Italy*

M. Haire, D. Judd, K. Paick, D. E. Wagoner  
*Prairie View A&M University, Prairie View, TX 77446, USA*

N. Danielson, P. Elmer, Y. P. Lau, C. Lu, V. Miftakov, J. Olsen, A. J. S. Smith, A. V. Telnov  
*Princeton University, Princeton, NJ 08544, USA*

F. Bellini, G. Cavoto,<sup>4</sup> R. Faccini, F. Ferrarotto, F. Ferroni, M. Gaspero, L. Li Gioi, M. A. Mazzoni,  
S. Morganti, M. Pierini, G. Piredda, F. Safai Tehrani, C. Voena  
*Università di Roma La Sapienza, Dipartimento di Fisica and INFN, I-00185 Roma, Italy*

S. Christ, G. Wagner, R. Waldi  
*Universität Rostock, D-18051 Rostock, Germany*

T. Adye, N. De Groot, B. Franek, N. I. Geddes, G. P. Gopal, E. O. Olaiya  
*Rutherford Appleton Laboratory, Chilton, Didcot, Oxon, OX11 0QX, United Kingdom*

R. Aleksan, S. Emery, A. Gaidot, S. F. Ganzhur, P.-F. Giraud, G. Hamel de Monchenault, W. Kozanecki,  
M. Legendre, G. W. London, B. Mayer, G. Schott, G. Vasseur, Ch. Yèche, M. Zito  
*DSM/Daphnia, CEA/Saclay, F-91191 Gif-sur-Yvette, France*

M. V. Purohit, A. W. Weidemann, J. R. Wilson, F. X. Yumiceva  
*University of South Carolina, Columbia, SC 29208, USA*

D. Aston, R. Bartoldus, N. Berger, A. M. Boyarski, O. L. Buchmueller, R. Claus, M. R. Convery,  
M. Cristinziani, G. De Nardo, D. Dong, J. Dorfan, D. Dujmic, W. Dunwoodie, E. E. Elsen, S. Fan,  
R. C. Field, T. Glanzman, S. J. Gowdy, T. Hadig, V. Halyo, C. Hast, T. Hryn'ova, W. R. Innes,  
M. H. Kelsey, P. Kim, M. L. Kocian, D. W. G. S. Leith, J. Libby, S. Luitz, V. Luth, H. L. Lynch,  
H. Marsiske, R. Messner, D. R. Muller, C. P. O'Grady, V. E. Ozcan, A. Perazzo, M. Perl, S. Petrak,  
B. N. Ratcliff, A. Roodman, A. A. Salnikov, R. H. Schindler, J. Schwiening, G. Simi, A. Snyder, A. Soha,  
J. Stelzer, D. Su, M. K. Sullivan, J. Va'vra, S. R. Wagner, M. Weaver, A. J. R. Weinstein,  
W. J. Wisniewski, M. Wittgen, D. H. Wright, A. K. Yarritu, C. C. Young  
*Stanford Linear Accelerator Center, Stanford, CA 94309, USA*

P. R. Burchat, A. J. Edwards, T. I. Meyer, B. A. Petersen, C. Roat  
*Stanford University, Stanford, CA 94305-4060, USA*

S. Ahmed, M. S. Alam, J. A. Ernst, M. A. Saeed, M. Saleem, F. R. Wappler  
*State University of New York, Albany, NY 12222, USA*

---

<sup>3</sup>Also with IFIC, Instituto de Física Corpuscular, CSIC-Universidad de Valencia, Valencia, Spain

<sup>4</sup>Also with Princeton University, Princeton, USA

W. Bugg, M. Krishnamurthy, S. M. Spanier  
*University of Tennessee, Knoxville, TN 37996, USA*

R. Eckmann, H. Kim, J. L. Ritchie, A. Satpathy, R. F. Schwitters  
*University of Texas at Austin, Austin, TX 78712, USA*

J. M. Izen, I. Kitayama, X. C. Lou, S. Ye  
*University of Texas at Dallas, Richardson, TX 75083, USA*

F. Bianchi, M. Bona, F. Gallo, D. Gamba  
*Università di Torino, Dipartimento di Fisica Sperimentale and INFN, I-10125 Torino, Italy*

L. Bosisio, C. Cartaro, F. Cossutti, G. Della Ricca, S. Dittongo, S. Grancagnolo, L. Lanceri, P. Poropat,<sup>5</sup>  
L. Vitale, G. Vuagnin  
*Università di Trieste, Dipartimento di Fisica and INFN, I-34127 Trieste, Italy*

R. S. Panvini  
*Vanderbilt University, Nashville, TN 37235, USA*

Sw. Banerjee, C. M. Brown, D. Fortin, P. D. Jackson, R. Kowalewski, J. M. Roney, R. J. Sobie  
*University of Victoria, Victoria, BC, Canada V8W 3P6*

H. R. Band, B. Cheng, S. Dasu, M. Datta, A. M. Eichenbaum, M. Graham, J. J. Hollar, J. R. Johnson,  
P. E. Kutter, H. Li, R. Liu, A. Mihalyi, A. K. Mohapatra, Y. Pan, R. Prepost, P. Tan, J. H. von  
Wimmersperg-Toeller, J. Wu, S. L. Wu, Z. Yu  
*University of Wisconsin, Madison, WI 53706, USA*

M. G. Greene, H. Neal  
*Yale University, New Haven, CT 06511, USA*

---

<sup>5</sup>Deceased

# 1 Introduction

Fully hadronic decays of  $B$  mesons have proven to be an effective laboratory to study and provide tests of the theory of heavy quarks as well as the dynamics of strong interactions in heavy meson systems. The tree level diagram of the decays under study is shown in Figure 1.

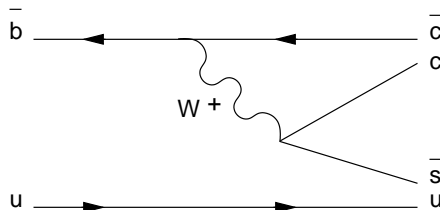


Figure 1: Tree level diagram of a  $B$  meson decaying into a charmonium state and a kaon.

The dynamics of the decay is expected to be highly affected by strong interactions effects, especially by the long distance non-perturbative aspect of QCD. There are various phenomenological approaches to treat these decays, which provide different estimates for the branching fractions (see [1] and references [2-12] therein).

Charge asymmetry measurements can be a powerful tool for seeking new physics. The Standard Model predicts small direct  $CP$  violation [2], thus large charge asymmetries would indicate new physics [3].

The list of the branching fractions measured and decay modes considered in this paper is shown in Table 1.

Table 1: Branching fractions and decay modes considered in this analysis.

| Decay Channel                      | Secondary decay mode  |
|------------------------------------|---|
| $B^0 \rightarrow J/\psi K^{*0}$    | $K^{*0} \rightarrow K^+ \pi^-, K_S^0 \pi^0$ $J/\psi \rightarrow \ell^+ \ell^-$    |
| $B^+ \rightarrow J/\psi K^{*+}$    | $K^{*+} \rightarrow K^+ \pi^0, K_S^0 \pi^+$ $K_S^0 \rightarrow \pi^+ \pi^-$       |
| $B^0 \rightarrow J/\psi K_S^0$     | $\pi^0 \rightarrow \gamma\gamma$  |
| $B^+ \rightarrow J/\psi K^+$       |   |
| $B^0 \rightarrow \psi(2S) K^{*0}$  | $K^{*0} \rightarrow K^+ \pi^-, K_S^0 \pi^0$ $\psi(2S) \rightarrow \ell^+ \ell^-$  |
| $B^+ \rightarrow \psi(2S) K^{*+}$  | $K^{*+} \rightarrow K^+ \pi^0, K_S^0 \pi^+$ $K_S^0 \rightarrow \pi^+ \pi^-$       |
| $B^0 \rightarrow \psi(2S) K_S^0$   | $\pi^0 \rightarrow \gamma\gamma$  |
| $B^+ \rightarrow \psi(2S) K^+$     |   |
| $B^0 \rightarrow \chi_{c1} K^{*0}$ | $K^{*0} \rightarrow K^+ \pi^-, K_S^0 \pi^0$ $\chi_{c1} \rightarrow J/\psi \gamma$ |
| $B^+ \rightarrow \chi_{c1} K^{*+}$ | $K^{*+} \rightarrow K^+ \pi^0, K_S^0 \pi^+$ $J/\psi \rightarrow \ell^+ \ell^-$    |
| $B^0 \rightarrow \chi_{c1} K_S^0$  | $K_S^0 \rightarrow \pi^+ \pi^-$   |
| $B^+ \rightarrow \chi_{c1} K^+$    | $\pi^0 \rightarrow \gamma\gamma$  |



## 2 The *BABAR* detector and dataset

The data used in this analysis were collected with the *BABAR* detector at the PEP-II asymmetric  $e^+e^-$  storage ring from 1999 to 2003. This represents a total integrated luminosity of  $112.4 \text{ fb}^{-1}$  taken on the  $\Upsilon(4S)$  resonance, producing a sample of 123.95 million  $B\bar{B}$  events.

The *BABAR* detector is described elsewhere [4]. Surrounding the interaction point, a 5 layer double-sided silicon vertex tracker (SVT) provides precise reconstruction of track angles and  $B$  decay vertices. A 40 layer drift chamber (DCH) provides measurements of the transverse momenta of charged particles. An internally reflecting ring-imaging Cherenkov detector (DIRC) is used for particle identification. A CsI(Tl) crystal electromagnetic calorimeter (EMC) is used to detect photons and electrons. The calorimeter is surrounded by a 1.5T magnetic field. The flux return is instrumented with resistive plate chambers (IFR) used for muon and neutral hadron identification.

## 3 Analysis Method

Multihadron events are selected by demanding a minimum of three reconstructed charged tracks in the polar-angle range  $0.41 < \theta_{lab} < 2.54 \text{ rad}$ . Charged tracks must be reconstructed in the DCH and are required to originate at the nominal beamspot, within 1.5 cm in the plane transverse to the beam and 10 cm along the beam. Events are required to have a primary vertex within 0.5 cm of the average position of the interaction point in the plane transverse to the beamline, and within 6 cm longitudinally.

Charged tracks used in this analysis are required to include at least 12 DCH hits, to have a transverse momentum  $p_T > 100 \text{ MeV}/c$ .

Photons are reconstructed from EMC clusters. The radial energy profile (LAT) [5] of the cluster is used to discriminate electromagnetic from hadronic clusters. Photons are required to have a minimum energy of 30 MeV, a radial energy profile less than 0.8, and to be in the fiducial volume  $0.41 < \theta < 2.41 \text{ rad}$ .

Electron candidates are selected using information from the EMC (radial energy profile and Zernike moment  $A_{42}$  [6]), the ratio of the energy measured in the EMC to the momentum measured by the tracking system ( $E/p$ ), energy loss ( $dE/dx$ ) in the drift chamber and the Cherenkov angle measured in the DIRC. Electrons are also required to be in the fiducial volume  $0.41 < \theta < 2.41 \text{ rad}$ .

Muon candidates are selected using information from the EMC (energy deposition consistent with a minimum ionizing particle) and the distribution of hits in the IFR. Muons are required to be in the fiducial volume  $0.3 < \theta < 2.7 \text{ rad}$ .

The charged kaon and pion candidates are selected using information from the energy loss in the SVT and DCH, and the Cherenkov angle measured in the DIRC. Kaon candidates are required to be in the fiducial volume  $0.45 < \theta < 2.45 \text{ rad}$ .

The next step in the analysis is to combine tracks and/or neutral clusters to form candidates. If a particle decays through an intermediate state, this is constrained to its known mass, except for the  $K^*$ . The selection has been optimized by maximizing the ratio  $S/\sqrt{S+B}$ , where  $S$  and  $B$  are respectively the number of expected signal and background events obtained from GEANT4-based Monte Carlo simulation after the selection.

The  $J/\psi$  candidates are required to have an invariant mass  $2.95 < M_{e^+e^-} < 3.14 \text{ GeV}/c^2$  and  $3.06 < M_{\mu^+\mu^-} < 3.14$  for  $J/\psi \rightarrow e^+e^-$  and  $J/\psi \rightarrow \mu^+\mu^-$  decays respectively.

The  $\psi(2S)$  candidates are required to have an invariant mass  $3.44 < M_{e^+e^-} < 3.74$  GeV/ $c^2$  and  $3.64 < M_{\mu^+\mu^-} < 3.74$  GeV/ $c^2$  for  $\psi(2S) \rightarrow e^+e^-$  and  $\psi(2S) \rightarrow \mu^+\mu^-$  decays respectively.

For  $J/\psi \rightarrow e^+e^-$  and  $\psi(2S) \rightarrow e^+e^-$  decays, electron candidates are combined with photon candidates in order to recover some of the energy lost through bremsstrahlung. Photons are required to be within 35 mrad in polar angle from the electron track, and to have an azimuthal angle intermediate between the initial track direction (estimated by subtracting 50 mrad opposite to the bend direction of the reconstructed track) and the centroid of the EMC cluster arising from the track.

In the  $\chi_{c1}$  reconstruction ( $\chi_{c1} \rightarrow J/\psi \gamma$ ),  $J/\psi$  candidates are selected as described above. The associated  $\gamma$  has to fulfill the following requirements: radial energy profile less than 0.8, Zernike moment  $A_{42}$  less than 0.15 and energy greater than 0.15 GeV. Furthermore,  $\chi_{c1}$  candidates are required to satisfy  $0.35 < M_{\ell+\ell-\gamma} - M_{\ell+\ell^-} < 0.45$  GeV/ $c^2$ .

The  $\pi^0 \rightarrow \gamma\gamma$  candidates are required to satisfy  $0.113 < M_{\gamma\gamma} < 0.153$  GeV/ $c^2$ . The radial energy profile of both photons are required to be less than 0.8. The energy of the soft photon has to be greater than 0.050 GeV and the energy of the hard photon has to be greater than 0.150 GeV.

The  $K_s^0 \rightarrow \pi^+ \pi^-$  candidates are required to satisfy  $0.489 < M_{\pi^+\pi^-} < 0.507$  GeV/ $c^2$ . The following selection is also required: the  $K_s^0$  vertex has to be more than 1mm from the charmonium vertex, and the angle in the x-y plane between the  $K_s^0$  momentum and the line joining the charmonium and  $K_s^0$  vertices has to be smaller than 0.2 rad.

The  $K^{*0}$  and  $K^{*+}$  candidates are respectively required to satisfy  $0.796 < M_{K\pi} < 0.996$  GeV/ $c^2$  and  $0.792 < M_{K\pi} < 0.992$  GeV/ $c^2$ . In addition, for channels having a  $\pi^0$  in the final state, the cosine of the angle between the  $K$  momentum defined in the  $K^*$  rest frame and the  $K^*$  momentum defined in the  $B$  rest frame has to be smaller than 0.8 (this helps in removing background coming from events with soft pions).

Finally,  $B$  candidates are reconstructed by combining charmonium and kaon meson candidates and are selected by the use of two kinematic variables: the difference between the reconstructed energy of the  $B$  candidate and the beam energy in the center-of-mass frame  $\Delta E = E_B^* - E_{beam}^*$ , and the beam energy substituted mass  $m_{ES}$ , defined as  $m_{ES} \equiv \sqrt{E_{beam}^{*2} - \mathbf{p}_B^{*2}}$  (the \* refers to quantities in the center of mass). For a true  $B$  meson,  $\Delta E$  is expected to peak at zero, and the energy substituted mass  $m_{ES}$  should peak at the  $B$  meson mass 5.279 GeV/ $c^2$ . Only one reconstructed  $B$  meson is allowed per event. For events that have multiple candidates, the candidate having the smallest  $\Delta E$  is chosen. Depending on the channel, around 10% of the candidates are removed by requesting a single  $B$  meson per event. The analysis is performed in the  $m_{ES}$  vs  $\Delta E$  plane, defined as:  $5.2 < m_{ES} < 5.3$  GeV/ $c^2$  and  $-0.12 < \Delta E < 0.12$  GeV. As an example, Figure 2 shows the  $\Delta E$  and  $m_{ES}$  distributions for the  $B \rightarrow J/\psi K^{*0}$  ( $K^+ \pi^-$ ) channel. We subsequently define a signal box region in the  $m_{ES}$  vs  $\Delta E$  plane, where the sensitivity is optimal. The signal box region is channel-dependent. For most of the channels, the signal regions are taken as the mean value  $\pm 3\sigma$  for both  $\Delta E$  and  $m_{ES}$ . For channels with less statistics ( $\psi(2S) K^*$  and  $\chi_{c1} K^*$  channels), the  $m_{ES}$  signal region was taken as  $5.27 < m_{ES} < 5.29$  GeV/ $c^2$ , and the  $\Delta E$  signal region was taken as  $|\Delta E| < 0.04$  GeV for channels with a  $\pi^0$  in the final state and  $|\Delta E| < 0.03$  GeV for the other channels.

The selection efficiencies for each mode are obtained from Monte Carlo and are given by the number of expected signal events divided by the total number of generated events. While the Monte Carlo has been tuned to be as realistic as possible, one still has to correct for residual differences between data and simulated events. We have therefore applied additional corrections

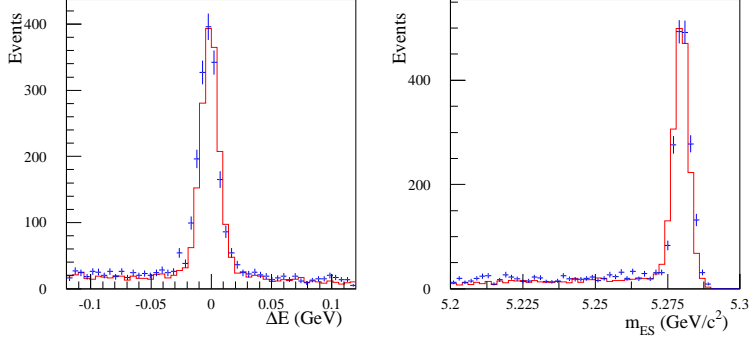


Figure 2:  $\Delta E$  and  $m_{ES}$  distributions for the  $B \rightarrow J/\psi K^{*0} (K^+ \pi^-)$  channel. The blue points represent the Data and the histogram represents the Monte Carlo. An offset between the Monte Carlo and data distributions can be seen. It has been corrected.

to the selection efficiency coming from particle identification, neutral particle, tracking, and  $K_S^0$  corrections.

The number of signal events  $N_S$  is determined from the number of candidate events  $N_{\text{cand}}$  after subtracting the background. The  $m_{ES}$  distribution within the  $\Delta E$  signal region is fitted by an Argus function [7] and a Gaussian, and both functions are subsequently integrated within the  $m_{ES}$  signal region. The number of candidate events is given by the Gaussian integral. There are two components to the background: the combinatorial background and a peaking component (the component of the background that has  $\Delta E$  and  $m_{ES}$  distributions peaking at  $\Delta E = 0$  GeV and  $m_{ES} = 5.279$  GeV/ $c^2$  respectively). The combinatorial background is obtained by integrating the Argus function within the  $m_{ES}$  and  $\Delta E$  signal regions. The peaking component is obtained from Monte Carlo. There are two contributions to the peaking background. The first contribution is coming from feed-across events which, in the case of the  $J/\psi K^{*0} (K_S^0 \pi^0)$  reconstruction, for instance, come from  $J/\psi K^{*0} (K^+ \pi^-)$ ,  $J/\psi K^{*+} (K_S^0 \pi^+)$  and  $J/\psi K^{*+} (K^+ \pi^0)$ . The second contribution is coming from inclusive charmonium. For each of the contributions, the  $m_{ES}$  distribution is fitted within the  $\Delta E$  signal region by an Argus and a Gaussian function, which are subsequently integrated within the  $m_{ES}$  signal region. The amount of peaking background is given by the Gaussian integral.

The branching fractions are obtained from:

$$BF = \frac{N_S}{N_{B\bar{B}} \times \epsilon \times f} \quad (1)$$

where  $N_{B\bar{B}}$  is the number of  $B\bar{B}$  events,  $\epsilon$  is the selection efficiency and  $f$  is the total secondary branching fraction. For channels with a  $K^*$  in the final state, the feed-across contribution, which depends on the branching fractions that are being measured, to the peaking background can be important. Therefore an iterative procedure has been employed in which the feed-across contribution is re-estimated at each iteration. The procedure converges quickly as the feed-across is a small fraction of the number of signal events. When allowed by the size of the data sample, the branching fractions have been measured for both  $J/\psi \rightarrow e^+e^-$  and  $J/\psi \rightarrow \mu^+\mu^-$  decays separately.

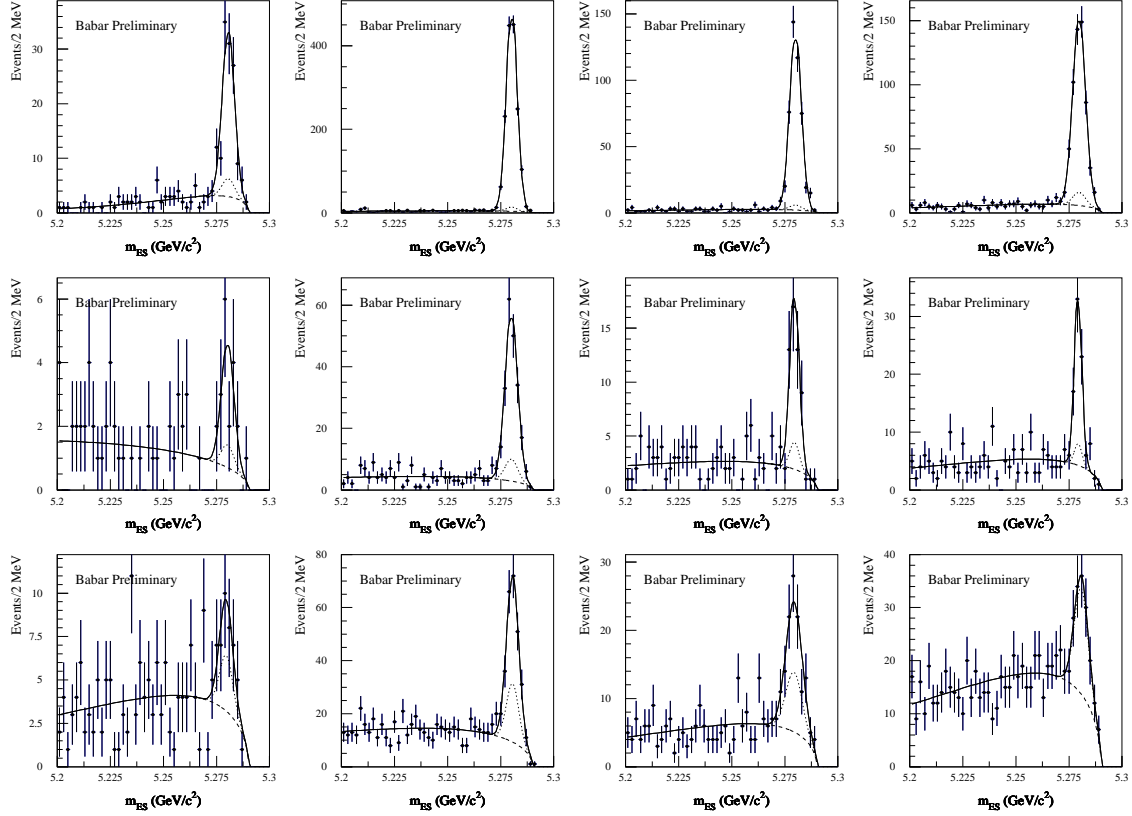


Figure 3:  $m_{ES}$  distributions and fits within the  $\Delta E$  Signal Box region for  $B \rightarrow$  charmonium  $K^*$  channels. The top row represents the distributions for the  $J/\psi K^*$  channels, the middle row the  $\psi(2S) K^*$  channels, and the bottom row the  $\chi_{c1} K^*$  channel. From left to right, the columns show the distributions for the  $K^{*0} \rightarrow K_S^0 \pi^0$ ,  $K^{*0} \rightarrow K^+ \pi^-$ ,  $K^{*+} \rightarrow K_S^0 \pi^+$ , and  $K^{*+} \rightarrow K^+ \pi^0$  decay modes. The dashed lines show the combinatorial contribution to the background. The dotted lines show the peaking background contribution.

The  $m_{ES}$  distributions within the  $\Delta E$  signal region for candidate events are shown on Figures 3 and 4.

## 4 Systematic studies

The systematic errors arise from the uncertainty on the number of  $B\bar{B}$  events, the secondary branching fraction, the estimate of the selection efficiency, and the knowledge of the background.

The systematic uncertainty on the number of  $B\bar{B}$  events is 1.1%. It is common to all the branching fraction measurements. The secondary branching fractions and their errors have been taken from [8].

For the tracking efficiency, we have used a flat correction of 0.8% per track with an associated error of 1.3% per track. The  $K_S^0$  efficiency corrections have been determined by the use of control samples and its errors from varying the  $K_S^0$  selection. The resulting error on the  $K_S^0$  efficiency varies from 0.8% to 2.0% depending on the channel. The uncertainty on the detection and energy

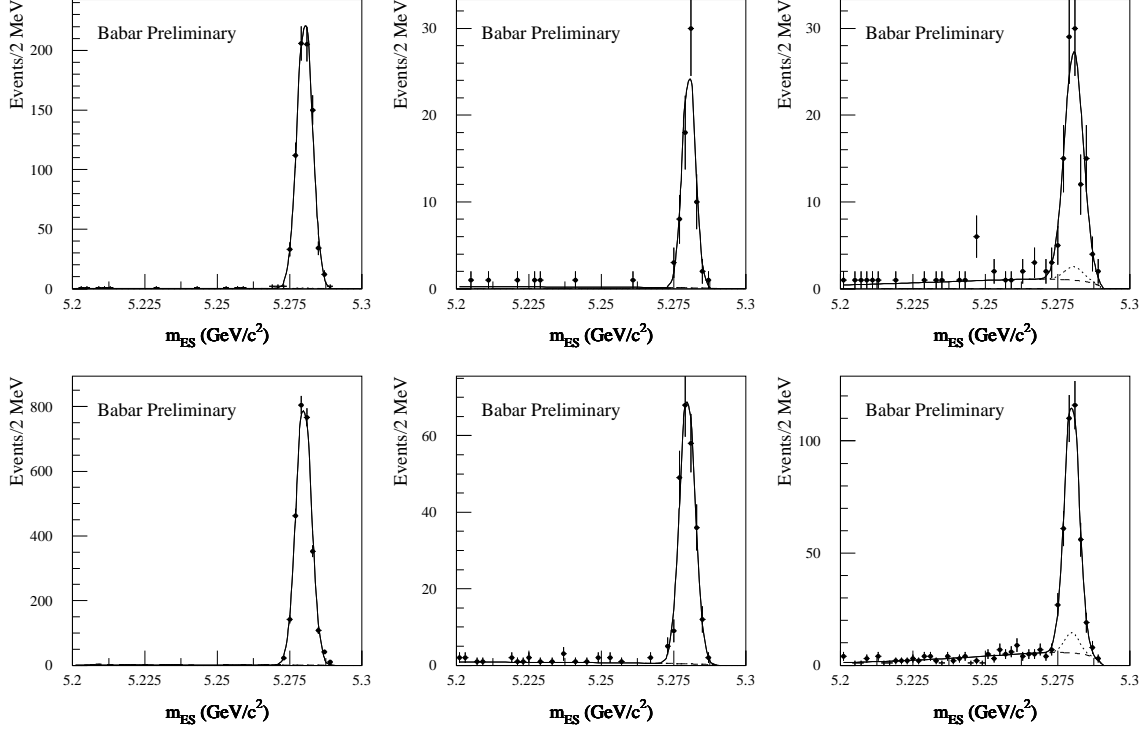


Figure 4:  $m_{ES}$  distributions and fits within the  $\Delta E$  Signal Box region for  $B \rightarrow$  charmonium  $K_S^0$  channels (top row) and  $B \rightarrow$  charmonium  $K^+$  channels (bottom). From left to right, the columns show the distributions for the  $J/\psi, \psi(2S)$  and  $\chi_{c1}$  channels.

Table 2: Breakdown of contributions to the systematic errors for the  $J/\psi$   $K^*$  channels. All values are expressed relative to the measured branching fractions, in percent.

|               | $K_S^0 \pi^0$ |              | $K^+ \pi^-$ |              | $K_S^0 \pi^-$ |              | $K^+ \pi^0$ |              |
|---------------|---------------|--------------|-------------|--------------|---------------|--------------|-------------|--------------|
|               | $e^+e^-$      | $\mu^+\mu^-$ | $e^+e^-$    | $\mu^+\mu^-$ | $e^+e^-$      | $\mu^+\mu^-$ | $e^+e^-$    | $\mu^+\mu^-$ |
| B counting    | 1.1           |              | 1.1         |              | 1.1           |              | 1.1         |              |
| Tracking      | 2.6           |              | 5.2         |              | 3.9           |              | 3.9         |              |
| Polarization  | 7.37          |              | 3.85        |              | 4.85          |              | 6.86        |              |
| $K_S^0$       | 0.7           |              | -           |              | 0.8           |              | -           |              |
| Neutral       | 5.72          | 5.27         | -           |              | -             |              | 5.14        | 5.61         |
| Second BF     | 1.69          | 1.71         | 1.69        | 1.70         | 1.70          | 1.71         | 1.69        | 1.70         |
| PID           | 0.95          | 2.14         | 0.88        | 3.57         | 0.90          | 2.93         | 0.61        | 3.73         |
| Background    | 3.57          | 3.25         | 1.18        | 0.91         | 1.45          | 0.96         | 2.34        | 2.04         |
| MC statistics | 1.24          | 1.23         | 1.37        | 1.32         | 1.51          | 1.45         | 1.80        | 1.71         |
| Total         | 10.65         | 10.49        | 7.06        | 7.82         | 6.97          | 7.42         | 10.08       | 10.90        |

measurement of photons is 2.5% common to all channels plus an additional channel-dependent correction. The uncertainty on the  $\pi^0$  reconstruction is 5.0% for all channels plus an additional

Table 3: Breakdown of contributions to the systematic errors for the  $\psi(2S)$   $K^*$  channels. All values are expressed relative to the measured branching fractions, in percent.

|               | $K_S^0 \pi^0$ | $K^+ \pi^-$ | $K_S^0 \pi^-$ | $K^+ \pi^0$ |
|---------------|---------------|-------------|---------------|-------------|
| B counting    | 1.1           | 1.1         | 1.1           | 1.1         |
| Tracking      | 2.6           | 5.2         | 3.9           | 3.9         |
| $K_S^0$       | 2.0           | -           | 1.9           | -           |
| Neutral       | 7.2           | -           | -             | 6.2         |
| Second BF     | 11.74         | 11.72       | 11.72         | 11.72       |
| PID           | 0.97          | 1.62        | 0.21          | 0.52        |
| Background    | 9.36          | 7.83        | 8.59          | 10.82       |
| Polarization  | 6.11          | 4.72        | 4.67          | 7.19        |
| Mc Statistics | 3.45          | 1.68        | 2.72          | 2.27        |
| Total         | 18.42         | 15.95       | 16.13         | 19.14       |

Table 4: Breakdown of contributions to the systematic errors for the  $\chi_{c1}$   $K^*$  channels. All values are expressed relative to the measured branching fractions, in percent.

|               | $K_S^0 \pi^0$ | $K^+ \pi^-$ | $K_S^0 \pi^-$ | $K^+ \pi^0$ |
|---------------|---------------|-------------|---------------|-------------|
| B counting    | 1.1           | 1.1         | 1.1           | 1.1         |
| Tracking      | 2.6           | 5.2         | 3.9           | 3.9         |
| $K_S^0$       | 1.1           | -           | 1.1           | -           |
| Neutral       | 9.4           | 2.5         | 2.8           | 8.3         |
| Second BF     | 10.4          | 10.4        | 10.4          | 10.4        |
| PID           | 0.35          | 1.64        | 0.85          | 1.23        |
| Background    | 30.08         | 16.76       | 24.25         | 246.53      |
| Polarization  | 8.27          | 5.86        | 6.81          | 8.61        |
| MC statistics | 2.06          | 1.38        | 1.61          | 1.80        |
| Total         | 34.40         | 21.50       | 27.78         | 247.08      |

channel-dependent correction. For the particle identification efficiency correction, we have assigned a systematic error equal to half of the correction. The overall selection efficiency depends on the angular distribution used in the simulation for the decay. It can be written as  $\epsilon = a + |A_0|^2 b$ , where  $a$  and  $b$  are functions of the  $K^*$  helicity angle,  $a = 3/4 \int (1 - \cos^2 \theta_{K^*}) \epsilon(\theta_{K^*}) \sin(\theta_{K^*}) d\theta_{K^*}$  and  $b = 3/4 \int (3 \cos^2 \theta_{K^*} - 1) \epsilon(\theta_{K^*}) \sin(\theta_{K^*}) d\theta_{K^*}$ , and  $|A_0|$  is the (unknown) fraction of the longitudinal  $K^*$  polarization [9]. We estimate the uncertainty due to our ignorance on the value of  $|A_0|$  and derive an associated systematical error varying from 3.4 to 8.6%, depending on the channel. The systematic error due to the finite size of the Monte Carlo statistics varies from 1.23 to 3.45%. Interference effects between  $K^*$  events described by a P-wave and non-resonant events described by an S-wave have been considered [10]. The interference term is proportional to the fraction of non-resonant events with respect to the number of signal events [10]. However, this fraction is small for all channels. Furthermore, a large systematic uncertainty (see below) has been assigned to the number of non-resonant events. Thus, no additional systematic uncertainty due to interference

Table 5: Breakdown of contributions to the systematic errors for the  $K_s^0$  and  $K^+$  channels. All values are expressed relative to the measured branching fractions, in percent.

|               | $J/\psi$ $K_s^0$ |              | $J/\psi$ $K^+$ |              | $\psi(2S)$ $K_s^0$ |              | $\psi(2S)$ $K^+$ |              | $\chi_{c1}$ $K_s^0$ |              | $\chi_{c1}$ $K^+$ |              |
|---------------|------------------|--------------|----------------|--------------|--------------------|--------------|------------------|--------------|---------------------|--------------|-------------------|--------------|
|               | $e^+e^-$         | $\mu^+\mu^-$ | $e^+e^-$       | $\mu^+\mu^-$ | $e^+e^-$           | $\mu^+\mu^-$ | $e^+e^-$         | $\mu^+\mu^-$ | $e^+e^-$            | $\mu^+\mu^-$ | $e^+e^-$          | $\mu^+\mu^-$ |
| B counting    | 1.1              |              | 1.1            |              | 1.1                |              | 1.1              |              | 1.1                 |              | 1.1               |              |
| Tracking      | 2.6              |              | 3.9            |              | 2.6                |              | 3.9              |              | 2.6                 |              | 3.9               |              |
| $K_s^0$       | 0.7              |              | -              |              | 1.0                |              | -                |              | 0.9                 |              | -                 |              |
| PID           | 0.20             | 1.55         | 1.04           | 1.55         | 0.22               | 2.41         | 0.74             | 2.08         | 0.74                | 1.94         | 0.82              | 2.67         |
| Second BF     | 1.70             | 1.71         | 1.69           | 1.70         | 4.11               | 10.96        | 4.11             | 10.96        | 10.27               | 10.26        | 10.27             | 10.27        |
| Background    | 0.22             | 0.08         | 0.17           | 0.03         | 0.41               | 0.27         | 0.57             | 0.17         | 6.72                | 2.96         | 1.97              | 1.84         |
| MC statistics | 0.56             | 0.54         | 1.07           | 1.01         | 1.36               | 1.31         | 1.88             | 1.81         | 1.14                | 1.11         | 1.54              | 1.50         |
| Total         | 3.46             | 3.75         | 4.64           | 4.77         | 5.28               | 11.69        | 6.14             | 12.01        | 12.70               | 11.30        | 11.40             | 11.665       |

effects has been introduced.

In the default fit for the determination of the combinatorial background, the shape parameter of the Argus function is not constrained. To determine a systematic error, a second fit with the shape parameter of the Argus function fixed to the value obtained from fitting the data in the  $\Delta E$  sideband region was performed. We have taken as the systematic uncertainty on the combinatorial background 50% of the difference between the combinatorial background contribution obtained from the default fit and from the second fit. For the feed-across component to the peaking background we have assigned as the systematic error, the uncertainty of the corresponding branching fractions, taken from [8]. For the inclusive charmonium contribution to the peaking background, we have assigned a 50% error, accounting for the poor knowledge of the branching fractions of the contributing decay modes.

The systematic uncertainties for all modes are listed in Tables 2, 3, 4 and 5.

## 5 Physics results

The branching fractions that have been measured separately for the  $J/\psi \rightarrow e^+e^-$  and  $J/\psi \rightarrow \mu^+\mu^-$  decay modes were found to be in good agreement. They have therefore been combined. Furthermore, for  $K^*$  channels, the branching fractions from the two neutral sub-modes  $K_s^0 \pi^0$  and  $K^+ \pi^-$  have been averaged together, and the branching fractions from the two charged sub-modes  $K_s^0 \pi^+$  and  $K^+ \pi^0$  have been averaged together as well. The branching fraction measurements are summarized in Table 6.

From these measurements, we have determined the ratios of charged to neutral branching fractions. We have assumed a value of one for the charged to neutral  $B$  meson production rate at the  $\Upsilon(4S)$ . The results are presented in Table 7. The systematic uncertainties of the ratios have been determined by taking into account the correlations of the errors between the branching fractions.

Combining all the measurements, we obtain:

$$\frac{\mathcal{B}(B^+ \rightarrow \text{charmonium } K^{(*)+})}{\mathcal{B}(B^0 \rightarrow \text{charmonium } K^{(*)0})} = 1.14 \pm 0.02 \pm 0.03 \quad (2)$$

Table 6: Measured branching fractions for exclusive decays of  $B$  mesons to charmonium and kaon final states. The first error is statistical and the second systematic.

| Channel                            | Branching fraction ( $\times 10^{-4}$ ) |
|------------------------------------|---|
| $B^0 \rightarrow J/\psi K^{*0}$    | $12.92 \pm 0.25 \pm 0.75$               |
| $B^+ \rightarrow J/\psi K^{*+}$    | $14.34 \pm 0.36 \pm 0.94$               |
| $B^+ \rightarrow J/\psi K^+$       | $10.55 \pm 0.15 \pm 0.48$               |
| $B^0 \rightarrow J/\psi K^0$       | $8.73 \pm 0.23 \pm 0.30$                |
| $B^0 \rightarrow \psi(2S) K^{*0}$  | $6.65 \pm 0.57 \pm 1.00$                |
| $B^+ \rightarrow \psi(2S) K^{*+}$  | $6.03 \pm 0.85 \pm 0.91$                |
| $B^+ \rightarrow \psi(2S) K^+$     | $6.31 \pm 0.33 \pm 0.44$                |
| $B^0 \rightarrow \psi(2S) K^0$     | $6.60 \pm 0.60 \pm 0.46$                |
| $B^0 \rightarrow \chi_{c1} K^{*0}$ | $3.19 \pm 0.37 \pm 0.64$                |
| $B^+ \rightarrow \chi_{c1} K^{*+}$ | $2.89 \pm 0.69 \pm 0.93$                |
| $B \rightarrow \chi_{c1} K^+$      | $5.72 \pm 0.24 \pm 0.64$                |
| $B^0 \rightarrow \chi_{c1} K^0$    | $4.56 \pm 0.39 \pm 0.51$                |

Table 7: Results for ratios of charged to neutral braching fractios. The first error is statistical and the second systematic.

| Ratio   | Result                   |
|---|--------------------------|
| $\mathcal{B}(B^+ \rightarrow J/\psi K^+)/\mathcal{B}(B^0 \rightarrow J/\psi K^0)$           | $1.21 \pm 0.04 \pm 0.04$ |
| $\mathcal{B}(B^+ \rightarrow \psi(2S)K^+)/\mathcal{B}(B^0 \rightarrow \psi(2S)K^0)$         | $0.95 \pm 0.10 \pm 0.03$ |
| $\mathcal{B}(B^+ \rightarrow \chi_{c1}K^+)/\mathcal{B}(B^0 \rightarrow \chi_{c1}K^0)$       | $1.25 \pm 0.12 \pm 0.07$ |
| $\mathcal{B}(B^+ \rightarrow J/\psi K^{*+})/\mathcal{B}(B^0 \rightarrow J/\psi K^{*0})$     | $1.11 \pm 0.04 \pm 0.08$ |
| $\mathcal{B}(B^+ \rightarrow \psi(2S)K^{*+})/\mathcal{B}(B^0 \rightarrow \psi(2S)K^{*0})$   | $0.91 \pm 0.15 \pm 0.11$ |
| $\mathcal{B}(B^+ \rightarrow \chi_{c1}K^{*+})/\mathcal{B}(B^0 \rightarrow \chi_{c1}K^{*0})$ | $0.91 \pm 0.24 \pm 0.31$ |

Assuming isospin invariance in the  $B \rightarrow$  charmonium  $K$  ( $K^*$ ) decays we can compute our own value for the charged to neutral  $B$  meson production. Using the ratio of the charged to neutral  $B$  meson lifetimes  $\tau_{B^+}/\tau_{B^0} = 1.086 \pm 0.017$  [8]), we obtain:

$$R^{+ / 0} = \frac{\Gamma(\Upsilon(4S) \rightarrow B^+ B^-)}{\Gamma(\Upsilon(4S) \rightarrow B^0 \bar{B}^0)} = 1.05 \pm 0.04 \quad (3)$$

We also determine the ratio of branching fractions for a vector to a pseudo-scalar light meson:  $\mathcal{B}(B^0 \rightarrow \psi K^{*0})/\mathcal{B}(B^0 \rightarrow \psi K^0)$  and  $\mathcal{B}(B^+ \rightarrow \psi K^{*+})/\mathcal{B}(B^+ \rightarrow \psi K^+)$  for the three charmonium states  $\psi = J/\psi, \psi(2S)$  and  $\chi_{c1}$ . The results are presented in Table 8. For each of the charmonium states, we also present the average of the charged and neutral measurements.

Finally, charge asymmetries have been measured. The branching fractions for positively and negatively charged  $B$  mesons have been determined using the method described above. The selection efficiencies have been determined separately.



Table 8: Results for ratio of the branching fractions for a vector ( $K^*$ ) versus pseudoscalar ( $K$ ) light meson. The first error is statistical and the second systematic.

| Ratio  | Result                   |
|--|--------------------------|
| $\mathcal{B}(B^0 \rightarrow J/\psi K^{*0})/\mathcal{B}(B^0 \rightarrow J/\psi K^0)$     | $1.48 \pm 0.05 \pm 0.07$ |
| $\mathcal{B}(B^+ \rightarrow J/\psi K^{*+})/\mathcal{B}(B^+ \rightarrow J/\psi K^+)$     | $1.36 \pm 0.04 \pm 0.08$ |
| $\mathcal{B}(B \rightarrow J/\psi K^*)/\mathcal{B}(B \rightarrow J/\psi K)$              | $1.42 \pm 0.03 \pm 0.05$ |
| $\mathcal{B}(B^0 \rightarrow \psi(2S)K^{*0})/\mathcal{B}(B^0 \rightarrow \psi(2S)K^0)$   | $1.01 \pm 0.13 \pm 0.09$ |
| $\mathcal{B}(B^+ \rightarrow \psi(2S)K^{*+})/\mathcal{B}(B^+ \rightarrow \psi(2S)K^+)$   | $0.96 \pm 0.14 \pm 0.09$ |
| $\mathcal{B}(B \rightarrow \psi(2S)K^*)/\mathcal{B}(B \rightarrow \psi(2S)K)$            | $0.99 \pm 0.10 \pm 0.06$ |
| $\mathcal{B}(B^0 \rightarrow \chi_{c1}K^{*0})/\mathcal{B}(B^0 \rightarrow \chi_{c1}K^0)$ | $0.70 \pm 0.10 \pm 0.12$ |
| $\mathcal{B}(B^+ \rightarrow \chi_{c1}K^{*+})/\mathcal{B}(B^+ \rightarrow \chi_{c1}K^+)$ | $0.51 \pm 0.12 \pm 0.15$ |
| $\mathcal{B}(B \rightarrow \chi_{c1}K^*)/\mathcal{B}(B \rightarrow \chi_{c1}K)$          | $0.62 \pm 0.08 \pm 0.09$ |

$$\frac{\mathcal{B}(B^+ \rightarrow J/\psi K^+) - \mathcal{B}(B^- \rightarrow J/\psi K^-)}{\mathcal{B}(B^+ \rightarrow J/\psi K^+) + \mathcal{B}(B^- \rightarrow J/\psi K^-)} = -0.029 \pm 0.014 \pm 0.010 \quad (4)$$

$$\frac{\mathcal{B}(B^+ \rightarrow J/\psi K^{*+}) - \mathcal{B}(B^- \rightarrow J/\psi K^{*-})}{\mathcal{B}(B^+ \rightarrow J/\psi K^{*+}) + \mathcal{B}(B^- \rightarrow J/\psi K^{*-})} = 0.045 \pm 0.025 \pm 0.011 \quad (5)$$

$$\frac{\mathcal{B}(B^+ \rightarrow \psi(2S)K^+) - \mathcal{B}(B^- \rightarrow \psi(2S)K^-)}{\mathcal{B}(B^+ \rightarrow \psi(2S)K^+) + \mathcal{B}(B^- \rightarrow \psi(2S)K^-)} = 0.059 \pm 0.051 \pm 0.021 \quad (6)$$

$$\frac{\mathcal{B}(B^+ \rightarrow \psi(2S)K^{*+}) - \mathcal{B}(B^- \rightarrow \psi(2S)K^{*-})}{\mathcal{B}(B^+ \rightarrow \psi(2S)K^{*+}) + \mathcal{B}(B^- \rightarrow \psi(2S)K^{*-})} = -0.063 \pm 0.137 \pm 0.050 \quad (7)$$

$$\frac{\mathcal{B}(B^+ \rightarrow \chi_{c1}K^+) - \mathcal{B}(B^- \rightarrow \chi_{c1}K^-)}{\mathcal{B}(B^+ \rightarrow \chi_{c1}K^+) + \mathcal{B}(B^- \rightarrow \chi_{c1}K^-)} = 0.011 \pm 0.042 \pm 0.017 \quad (8)$$

$$\frac{\mathcal{B}(B^+ \rightarrow \chi_{c1}K^{*+}) - \mathcal{B}(B^- \rightarrow \chi_{c1}K^{*-})}{\mathcal{B}(B^+ \rightarrow \chi_{c1}K^{*+}) + \mathcal{B}(B^- \rightarrow \chi_{c1}K^{*-})} = -0.403 \pm 0.309 \pm 0.237 \quad (9)$$

## 6 Summary

We have presented preliminary results of branching fraction measurements of exclusive  $B$  decays to charmonium and  $K$  or  $K^*$ . The charmonium mesons considered were  $J/\psi$ ,  $\psi(2S)$  and  $\chi_{c1}$ . Our results for  $J/\psi$  and  $\psi(2S)$  are in good agreement with previous measurements [8] with comparable or superior precision. Our  $\chi_{c1}$  results have much better precision and the  $B^+ \rightarrow \chi_{c1} K^{*+}$  branching fraction was measured for the first time. Assuming isopin invariance, we find the ratio of charged to neutral  $B$  meson production on the  $\mathcal{T}(4S)$  resonance to be compatible with unity within two standard deviations. No direct  $CP$  violation has been observed from the measurements of charge asymmetries as we found them to be compatible with zero.

## 7 Acknowledgments

We are grateful for the extraordinary contributions of our PEP-II colleagues in achieving the excellent luminosity and machine conditions that have made this work possible. The success of this project also relies critically on the expertise and dedication of the computing organizations that support *BABAR*. The collaborating institutions wish to thank SLAC for its support and the kind hospitality extended to them. This work is supported by the US Department of Energy and National Science Foundation, the Natural Sciences and Engineering Research Council (Canada), Institute of High Energy Physics (China), the Commissariat à l’Energie Atomique and Institut National de Physique Nucléaire et de Physique des Particules (France), the Bundesministerium für Bildung und Forschung and Deutsche Forschungsgemeinschaft (Germany), the Istituto Nazionale di Fisica Nucleare (Italy), the Foundation for Fundamental Research on Matter (The Netherlands), the Research Council of Norway, the Ministry of Science and Technology of the Russian Federation, and the Particle Physics and Astronomy Research Council (United Kingdom). Individuals have received support from CONACyT (Mexico), the A. P. Sloan Foundation, the Research Corporation, and the Alexander von Humboldt Foundation.

## References

- [1] B. Aubert, *et al.* [Babar Collaboration], Phys. Rev. D. **65**, 032001 (2001).
- [2] T. Brown, S. Pakvasa and S.F. Tuan, Phys. Lett. **B136**, 117 (1984); I. Dunietz, Phys. Lett. **B316**, 561 (1993).
- [3] G.H. Wu and A. Soni, Phys. Rev. D **62**, 056005 (2000).
- [4] B. Aubert, *et al.* [Babar Collaboration], Nucl. Instr. and Methods **A 479**, 1 (2002).
- [5] A. Drescher, *et al.*, Nucl. Instrum. Methods **A237**, 464 (1985).
- [6] R. Sinkus and T. Voss, Nucl. Instrum. Methods **A391**, 360 (1997).
- [7] H. Albrecht *et al.* [Argus Collaboration], Z. Phys. C **48**, 543 (1990).
- [8] Particle Data Group, S. Eidelman *et al.*, Phys. Lett. **B592**, 1 (2004)
- [9] B. Aubert, *et al.* [Babar Collaboration], Phys. Rev. Lett. **87**, 241801 (2001).
- [10] B. Aubert *et al.* [Babar Collaboration], Phys. Rev. D **69**, 071103 (2004).