

Improved Measurements of CP -Violating Asymmetry Amplitudes in $B^0 \rightarrow \pi^+\pi^-$ Decays

B. Aubert,¹ R. Barate,¹ D. Boutigny,¹ F. Couderc,¹ Y. Karyotakis,¹ J. P. Lees,¹ V. Poireau,¹ V. Tisserand,¹
A. Zghiche,¹ E. Grauges-Pous,² A. Palano,³ A. Pompili,³ J. C. Chen,⁴ N. D. Qi,⁴ G. Rong,⁴ P. Wang,⁴ Y. S. Zhu,⁴
G. Eigen,⁵ I. Ofte,⁵ B. Stugu,⁵ G. S. Abrams,⁶ A. W. Borgland,⁶ A. B. Breon,⁶ D. N. Brown,⁶ J. Button-Shafer,⁶
R. N. Cahn,⁶ E. Charles,⁶ C. T. Day,⁶ M. S. Gill,⁶ A. V. Gritsan,⁶ Y. Groysman,⁶ R. G. Jacobsen,⁶ R. W. Kadel,⁶
J. Kadyk,⁶ L. T. Kerth,⁶ Yu. G. Kolomensky,⁶ G. Kukartsev,⁶ G. Lynch,⁶ L. M. Mir,⁶ P. J. Oddone,⁶
T. J. Orimoto,⁶ M. Pripstein,⁶ N. A. Roe,⁶ M. T. Ronan,⁶ W. A. Wenzel,⁶ M. Barrett,⁷ K. E. Ford,⁷
T. J. Harrison,⁷ A. J. Hart,⁷ C. M. Hawkes,⁷ S. E. Morgan,⁷ A. T. Watson,⁷ M. Fritsch,⁸ K. Goetzen,⁸ T. Held,⁸
H. Koch,⁸ B. Lewandowski,⁸ M. Pelizaeus,⁸ K. Peters,⁸ T. Schroeder,⁸ M. Steinke,⁸ J. T. Boyd,⁹ J. P. Burke,⁹
N. Chevalier,⁹ W. N. Cottingham,⁹ M. P. Kelly,⁹ T. E. Latham,⁹ F. F. Wilson,⁹ T. Cuhadar-Donszelmann,¹⁰
C. Hearty,¹⁰ N. S. Knecht,¹⁰ T. S. Mattison,¹⁰ J. A. McKenna,¹⁰ D. Thiessen,¹⁰ A. Khan,¹¹ P. Kyberd,¹¹
L. Teodorescu,¹¹ A. E. Blinov,¹² V. E. Blinov,¹² V. P. Druzhinin,¹² V. B. Golubev,¹² V. N. Ivanchenko,¹²
E. A. Kravchenko,¹² A. P. Onuchin,¹² S. I. Serednyakov,¹² Yu. I. Skovpen,¹² E. P. Solodov,¹² A. N. Yushkov,¹²
D. Best,¹³ M. Bruinsma,¹³ M. Chao,¹³ I. Eschrich,¹³ D. Kirkby,¹³ A. J. Lankford,¹³ M. Mandelkern,¹³
R. K. Mommsen,¹³ W. Roethel,¹³ D. P. Stoker,¹³ C. Buchanan,¹⁴ B. L. Hartfiel,¹⁴ A. J. R. Weinstein,¹⁴
S. D. Foulkes,¹⁵ J. W. Gary,¹⁵ O. Long,¹⁵ B. C. Shen,¹⁵ K. Wang,¹⁵ D. del Re,¹⁶ H. K. Hadavand,¹⁶ E. J. Hill,¹⁶
D. B. MacFarlane,¹⁶ H. P. Paar,¹⁶ Sh. Rahatlou,¹⁶ V. Sharma,¹⁶ J. W. Berryhill,¹⁷ C. Campagnari,¹⁷ A. Cunha,¹⁷
B. Dahmes,¹⁷ T. M. Hong,¹⁷ A. Lu,¹⁷ M. A. Mazur,¹⁷ J. D. Richman,¹⁷ W. Verkerke,¹⁷ T. W. Beck,¹⁸
A. M. Eisner,¹⁸ C. J. Flacco,¹⁸ C. A. Heusch,¹⁸ J. Kroseberg,¹⁸ W. S. Lockman,¹⁸ G. Nesom,¹⁸ T. Schalk,¹⁸
B. A. Schumm,¹⁸ A. Seiden,¹⁸ P. Spradlin,¹⁸ D. C. Williams,¹⁸ M. G. Wilson,¹⁸ J. Albert,¹⁹ E. Chen,¹⁹
G. P. Dubois-Felsmann,¹⁹ A. Dvoretzki,¹⁹ D. G. Hitlin,¹⁹ I. Narsky,¹⁹ T. Piatenko,¹⁹ F. C. Porter,¹⁹ A. Ryd,¹⁹
A. Samuel,¹⁹ S. Yang,¹⁹ S. Jayatilake,²⁰ G. Mancinelli,²⁰ B. T. Meadows,²⁰ M. D. Sokoloff,²⁰ F. Blanc,²¹
P. Bloom,²¹ S. Chen,²¹ W. T. Ford,²¹ U. Nauenberg,²¹ A. Olivas,²¹ P. Rankin,²¹ W. O. Ruddick,²¹ J. G. Smith,²¹
K. A. Ulmer,²¹ J. Zhang,²¹ L. Zhang,²¹ A. Chen,²² E. A. Eckhart,²² J. L. Harton,²² A. Soffer,²² W. H. Toki,²²
R. J. Wilson,²² Q. Zeng,²² B. Spaan,²³ D. Altenburg,²⁴ T. Brandt,²⁴ J. Brose,²⁴ M. Dickopp,²⁴ E. Feltresi,²⁴
A. Hauke,²⁴ H. M. Lacker,²⁴ E. Maly,²⁴ R. Nogowski,²⁴ S. Otto,²⁴ A. Petzold,²⁴ G. Schott,²⁴ J. Schubert,²⁴
K. R. Schubert,²⁴ R. Schwierz,²⁴ J. E. Sundermann,²⁴ D. Bernard,²⁵ G. R. Bonneaud,²⁵ P. Grenier,²⁵
S. Schrenk,²⁵ Ch. Thiebaux,²⁵ G. Vasileiadis,²⁵ M. Verderi,²⁵ D. J. Bard,²⁶ P. J. Clark,²⁶ F. Muheim,²⁶
S. Playfer,²⁶ Y. Xie,²⁶ M. Andreotti,²⁷ V. Azzolini,²⁷ D. Bettoni,²⁷ C. Bozzi,²⁷ R. Calabrese,²⁷ G. Cibinetto,²⁷
E. Luppi,²⁷ M. Negrini,²⁷ L. Piemontese,²⁷ A. Sarti,²⁷ F. Anulli,²⁸ R. Baldini-Ferrolì,²⁸ A. Calcaterra,²⁸ R. de
Sangro,²⁸ G. Finocchiaro,²⁸ P. Patteri,²⁸ I. M. Peruzzi,²⁸ M. Piccolo,²⁸ A. Zallo,²⁸ A. Buzzo,²⁹ R. Capra,²⁹
R. Contri,²⁹ G. Crosetti,²⁹ M. Lo Vetere,²⁹ M. Macri,²⁹ M. R. Monge,²⁹ S. Passaggio,²⁹ C. Patrignani,²⁹
E. Robutti,²⁹ A. Santroni,²⁹ S. Tosi,²⁹ S. Bailey,³⁰ G. Brandenburg,³⁰ K. S. Chaisanguanthum,³⁰ M. Morii,³⁰
E. Won,³⁰ R. S. Dubitzky,³¹ U. Langenegger,³¹ J. Marks,³¹ U. Uwer,³¹ W. Bhimji,³² D. A. Bowerman,³²
P. D. Dauncey,³² U. Egede,³² J. R. Gaillard,³² G. W. Morton,³² J. A. Nash,³² M. B. Nikolich,³² G. P. Taylor,³²
M. J. Charles,³³ G. J. Grenier,³³ U. Mallik,³³ A. K. Mohapatra,³³ J. Cochran,³⁴ H. B. Crawley,³⁴ J. Lamsa,³⁴
W. T. Meyer,³⁴ S. Prell,³⁴ E. I. Rosenberg,³⁴ A. E. Rubin,³⁴ J. Yi,³⁴ N. Arnaud,³⁵ M. Davier,³⁵ X. Giroux,³⁵
G. Grosdidier,³⁵ A. Höcker,³⁵ F. Le Diberder,³⁵ V. Lepeltier,³⁵ A. M. Lutz,³⁵ T. C. Petersen,³⁵ M. Pierini,³⁵
S. Plaszczynski,³⁵ M. H. Schune,³⁵ G. Wormser,³⁵ C. H. Cheng,³⁶ D. J. Lange,³⁶ M. C. Simani,³⁶ D. M. Wright,³⁶
A. J. Bevan,³⁷ C. A. Chavez,³⁷ J. P. Coleman,³⁷ I. J. Forster,³⁷ J. R. Fry,³⁷ E. Gabathuler,³⁷ R. Gamet,³⁷
D. E. Hutchcroft,³⁷ R. J. Parry,³⁷ D. J. Payne,³⁷ C. Touramanis,³⁷ C. M. Cormack,³⁸ F. Di Lodovico,³⁸
C. L. Brown,³⁹ G. Cowan,³⁹ R. L. Flack,³⁹ H. U. Flaecher,³⁹ M. G. Green,³⁹ P. S. Jackson,³⁹ T. R. McMahon,³⁹
S. Ricciardi,³⁹ F. Salvatore,³⁹ M. A. Winter,³⁹ D. Brown,⁴⁰ C. L. Davis,⁴⁰ J. Allison,⁴¹ N. R. Barlow,⁴¹
R. J. Barlow,⁴¹ M. C. Hodgkinson,⁴¹ G. D. Lafferty,⁴¹ M. T. Naisbit,⁴¹ J. C. Williams,⁴¹ C. Chen,⁴² A. Farbin,⁴²
W. D. Hulsbergen,⁴² A. Jawahery,⁴² D. Kovalskyi,⁴² C. K. Lae,⁴² V. Lillard,⁴² D. A. Roberts,⁴² G. Blaylock,⁴³
C. Dallapiccola,⁴³ S. S. Hertzbach,⁴³ R. Kofler,⁴³ V. B. Koptchev,⁴³ T. B. Moore,⁴³ S. Saremi,⁴³ H. Staengle,⁴³
S. Willocq,⁴³ R. Cowan,⁴⁴ K. Koeneke,⁴⁴ G. Sciolla,⁴⁴ S. J. Sekula,⁴⁴ F. Taylor,⁴⁴ R. K. Yamamoto,⁴⁴ P. M. Patel,⁴⁵
S. H. Robertson,⁴⁵ A. Lazzaro,⁴⁶ V. Lombardo,⁴⁶ F. Palombo,⁴⁶ J. M. Bauer,⁴⁷ L. Cremaldi,⁴⁷ V. Eschenburg,⁴⁷
R. Godang,⁴⁷ R. Kroeger,⁴⁷ J. Reidy,⁴⁷ D. A. Sanders,⁴⁷ D. J. Summers,⁴⁷ H. W. Zhao,⁴⁷ S. Brunet,⁴⁸ D. Côté,⁴⁸

P. Taras,⁴⁸ H. Nicholson,⁴⁹ N. Cavallo,⁵⁰ * F. Fabozzi,⁵⁰ * C. Gatto,⁵⁰ L. Lista,⁵⁰ D. Monorchio,⁵⁰ P. Paolucci,⁵⁰ D. Piccolo,⁵⁰ C. Sciacca,⁵⁰ M. Baak,⁵¹ H. Bulten,⁵¹ G. Raven,⁵¹ H. L. Snoek,⁵¹ L. Wilden,⁵¹ C. P. Jessop,⁵² J. M. LoSecco,⁵² T. Allmendinger,⁵³ G. Benelli,⁵³ K. K. Gan,⁵³ K. Honscheid,⁵³ D. Hufnagel,⁵³ H. Kagan,⁵³ R. Kass,⁵³ T. Pulliam,⁵³ A. M. Rahimi,⁵³ R. Ter-Antonyan,⁵³ Q. K. Wong,⁵³ J. Brau,⁵⁴ R. Frey,⁵⁴ O. Igonkina,⁵⁴ M. Lu,⁵⁴ C. T. Potter,⁵⁴ N. B. Sinev,⁵⁴ D. Strom,⁵⁴ E. Torrence,⁵⁴ F. Colecchia,⁵⁵ A. Dorigo,⁵⁵ F. Galeazzi,⁵⁵ M. Margoni,⁵⁵ M. Morandin,⁵⁵ M. Posocco,⁵⁵ M. Rotondo,⁵⁵ F. Simonetto,⁵⁵ R. Stroili,⁵⁵ C. Voci,⁵⁵ M. Benayoun,⁵⁶ H. Briand,⁵⁶ J. Chauveau,⁵⁶ P. David,⁵⁶ L. Del Buono,⁵⁶ Ch. de la Vaissière,⁵⁶ O. Hamon,⁵⁶ M. J. J. John,⁵⁶ Ph. Leruste,⁵⁶ J. Malclès,⁵⁶ J. Ocariz,⁵⁶ L. Roos,⁵⁶ G. Therin,⁵⁶ P. K. Behera,⁵⁷ L. Gladney,⁵⁷ Q. H. Guo,⁵⁷ J. Panetta,⁵⁷ M. Biasini,⁵⁸ R. Covarelli,⁵⁸ M. Pioppi,⁵⁸ C. Angelini,⁵⁹ G. Batignani,⁵⁹ S. Bettarini,⁵⁹ M. Bondioli,⁵⁹ F. Bucci,⁵⁹ G. Calderini,⁵⁹ M. Carpinelli,⁵⁹ F. Forti,⁵⁹ M. A. Giorgi,⁵⁹ A. Lusiani,⁵⁹ G. Marchiori,⁵⁹ M. Morganti,⁵⁹ N. Neri,⁵⁹ E. Paoloni,⁵⁹ M. Rama,⁵⁹ G. Rizzo,⁵⁹ G. Simi,⁵⁹ J. Walsh,⁵⁹ M. Haire,⁶⁰ D. Judd,⁶⁰ K. Paick,⁶⁰ D. E. Wagoner,⁶⁰ N. Danielson,⁶¹ P. Elmer,⁶¹ Y. P. Lau,⁶¹ C. Lu,⁶¹ V. Miftakov,⁶¹ J. Olsen,⁶¹ A. J. S. Smith,⁶¹ A. V. Telnov,⁶¹ F. Bellini,⁶² G. Cavoto,^{61,62} A. D’Orazio,⁶² E. Di Marco,⁶² R. Faccini,⁶² F. Ferrarotto,⁶² F. Ferroni,⁶² M. Gaspero,⁶² L. Li Gioi,⁶² M. A. Mazzoni,⁶² S. Morganti,⁶² G. Piredda,⁶² F. Polci,⁶² F. Safai Tehrani,⁶² C. Voena,⁶² S. Christ,⁶³ H. Schröder,⁶³ G. Wagner,⁶³ R. Waldi,⁶³ T. Adye,⁶⁴ N. De Groot,⁶⁴ B. Franek,⁶⁴ G. P. Gopal,⁶⁴ E. O. Olaiya,⁶⁴ R. Aleksan,⁶⁵ S. Emery,⁶⁵ A. Gaidot,⁶⁵ S. F. Ganzhur,⁶⁵ P.-F. Giraud,⁶⁵ G. Hamel de Monchenault,⁶⁵ W. Kozanecki,⁶⁵ M. Legendre,⁶⁵ G. W. London,⁶⁵ B. Mayer,⁶⁵ G. Vasseur,⁶⁵ Ch. Yèche,⁶⁵ M. Zito,⁶⁵ M. V. Purohit,⁶⁶ A. W. Weidemann,⁶⁶ J. R. Wilson,⁶⁶ F. X. Yumiceva,⁶⁶ T. Abe,⁶⁷ D. Aston,⁶⁷ R. Bartoldus,⁶⁷ N. Berger,⁶⁷ A. M. Boyarski,⁶⁷ O. L. Buchmueller,⁶⁷ R. Claus,⁶⁷ M. R. Convery,⁶⁷ M. Cristinziani,⁶⁷ G. De Nardo,⁶⁷ J. C. Dingfelder,⁶⁷ D. Dong,⁶⁷ J. Dorfan,⁶⁷ D. Dujmic,⁶⁷ W. Dunwoodie,⁶⁷ S. Fan,⁶⁷ R. C. Field,⁶⁷ T. Glanzman,⁶⁷ S. J. Gowdy,⁶⁷ T. Hadig,⁶⁷ V. Halyo,⁶⁷ C. Hast,⁶⁷ T. Hryn’ova,⁶⁷ W. R. Innes,⁶⁷ M. H. Kelsey,⁶⁷ P. Kim,⁶⁷ M. L. Kocian,⁶⁷ D. W. G. S. Leith,⁶⁷ J. Libby,⁶⁷ S. Luitz,⁶⁷ V. Luth,⁶⁷ H. L. Lynch,⁶⁷ H. Marsiske,⁶⁷ R. Messner,⁶⁷ D. R. Muller,⁶⁷ C. P. O’Grady,⁶⁷ V. E. Ozcan,⁶⁷ A. Perazzo,⁶⁷ M. Perl,⁶⁷ B. N. Ratcliff,⁶⁷ A. Roodman,⁶⁷ A. A. Salnikov,⁶⁷ R. H. Schindler,⁶⁷ J. Schwiening,⁶⁷ A. Snyder,⁶⁷ A. Soha,⁶⁷ J. Stelzer,⁶⁷ J. Strube,^{54,67} D. Su,⁶⁷ M. K. Sullivan,⁶⁷ J. Va’vra,⁶⁷ S. R. Wagner,⁶⁷ M. Weaver,⁶⁷ W. J. Wisniewski,⁶⁷ M. Wittgen,⁶⁷ D. H. Wright,⁶⁷ A. K. Yarritu,⁶⁷ C. C. Young,⁶⁷ P. R. Burchat,⁶⁸ A. J. Edwards,⁶⁸ S. A. Majewski,⁶⁸ B. A. Petersen,⁶⁸ C. Roat,⁶⁸ M. Ahmed,⁶⁹ S. Ahmed,⁶⁹ M. S. Alam,⁶⁹ J. A. Ernst,⁶⁹ M. A. Saeed,⁶⁹ M. Saleem,⁶⁹ F. R. Wappler,⁶⁹ W. Bugg,⁷⁰ M. Krishnamurthy,⁷⁰ S. M. Spanier,⁷⁰ R. Eckmann,⁷¹ H. Kim,⁷¹ J. L. Ritchie,⁷¹ A. Satpathy,⁷¹ R. F. Schwitters,⁷¹ J. M. Izen,⁷² I. Kitayama,⁷² X. C. Lou,⁷² S. Ye,⁷² F. Bianchi,⁷³ M. Bona,⁷³ F. Gallo,⁷³ D. Gamba,⁷³ L. Bosisio,⁷⁴ C. Cartaro,⁷⁴ F. Cossutti,⁷⁴ G. Della Ricca,⁷⁴ S. Dittongo,⁷⁴ S. Grancagnolo,⁷⁴ L. Lancieri,⁷⁴ P. Poropat,⁷⁴ † L. Vitale,⁷⁴ G. Vuagnin,⁷⁴ F. Martinez-Vidal,^{2,75} R. S. Panvini,⁷⁶ Sw. Banerjee,⁷⁷ B. Bhuyan,⁷⁷ C. M. Brown,⁷⁷ D. Fortin,⁷⁷ K. Hamano,⁷⁷ P. D. Jackson,⁷⁷ R. Kowalewski,⁷⁷ J. M. Roney,⁷⁷ R. J. Sobie,⁷⁷ J. J. Back,⁷⁸ P. F. Harrison,⁷⁸ G. B. Mohanty,⁷⁸ H. R. Band,⁷⁹ X. Chen,⁷⁹ B. Cheng,⁷⁹ S. Dasu,⁷⁹ M. Datta,⁷⁹ A. M. Eichenbaum,⁷⁹ K. T. Flood,⁷⁹ M. Graham,⁷⁹ J. J. Hollar,⁷⁹ J. R. Johnson,⁷⁹ P. E. Kutter,⁷⁹ H. Li,⁷⁹ R. Liu,⁷⁹ A. Mihalyi,⁷⁹ Y. Pan,⁷⁹ R. Prepost,⁷⁹ P. Tan,⁷⁹ J. H. von Wimmersperg-Toeller,⁷⁹ J. Wu,⁷⁹ S. L. Wu,⁷⁹ Z. Yu,⁷⁹ M. G. Greene,⁸⁰ and H. Neal⁸⁰

(The BABAR Collaboration)

¹Laboratoire de Physique des Particules, F-74941 Annecy-le-Vieux, France

²IFAE, Universitat Autònoma de Barcelona, E-08193 Bellaterra, Barcelona, Spain

³Università di Bari, Dipartimento di Fisica and INFN, I-70126 Bari, Italy

⁴Institute of High Energy Physics, Beijing 100039, China

⁵University of Bergen, Inst. of Physics, N-5007 Bergen, Norway

⁶Lawrence Berkeley National Laboratory and University of California, Berkeley, California 94720, USA

⁷University of Birmingham, Birmingham, B15 2TT, United Kingdom

⁸Ruhr Universität Bochum, Institut für Experimentalphysik 1, D-44780 Bochum, Germany

⁹University of Bristol, Bristol BS8 1TL, United Kingdom

¹⁰University of British Columbia, Vancouver, British Columbia, Canada V6T 1Z1

¹¹Brunel University, Uxbridge, Middlesex UB8 3PH, United Kingdom

¹²Budker Institute of Nuclear Physics, Novosibirsk 630090, Russia

¹³University of California at Irvine, Irvine, California 92697, USA

¹⁴University of California at Los Angeles, Los Angeles, California 90024, USA

¹⁵University of California at Riverside, Riverside, California 92521, USA

¹⁶University of California at San Diego, La Jolla, California 92093, USA

¹⁷University of California at Santa Barbara, Santa Barbara, California 93106, USA

¹⁸University of California at Santa Cruz, Institute for Particle Physics, Santa Cruz, California 95064, USA

- ¹⁹ *California Institute of Technology, Pasadena, California 91125, USA*
- ²⁰ *University of Cincinnati, Cincinnati, Ohio 45221, USA*
- ²¹ *University of Colorado, Boulder, Colorado 80309, USA*
- ²² *Colorado State University, Fort Collins, Colorado 80523, USA*
- ²³ *Universität Dortmund, Institut für Physik, D-44221 Dortmund, Germany*
- ²⁴ *Technische Universität Dresden, Institut für Kern- und Teilchenphysik, D-01062 Dresden, Germany*
- ²⁵ *Ecole Polytechnique, LLR, F-91128 Palaiseau, France*
- ²⁶ *University of Edinburgh, Edinburgh EH9 3JZ, United Kingdom*
- ²⁷ *Università di Ferrara, Dipartimento di Fisica and INFN, I-44100 Ferrara, Italy*
- ²⁸ *Laboratori Nazionali di Frascati dell'INFN, I-00044 Frascati, Italy*
- ²⁹ *Università di Genova, Dipartimento di Fisica and INFN, I-16146 Genova, Italy*
- ³⁰ *Harvard University, Cambridge, Massachusetts 02138, USA*
- ³¹ *Universität Heidelberg, Physikalisches Institut, Philosophenweg 12, D-69120 Heidelberg, Germany*
- ³² *Imperial College London, London, SW7 2AZ, United Kingdom*
- ³³ *University of Iowa, Iowa City, Iowa 52242, USA*
- ³⁴ *Iowa State University, Ames, Iowa 50011-3160, USA*
- ³⁵ *Laboratoire de l'Accélérateur Linéaire, F-91898 Orsay, France*
- ³⁶ *Lawrence Livermore National Laboratory, Livermore, California 94550, USA*
- ³⁷ *University of Liverpool, Liverpool L69 7ZE, United Kingdom*
- ³⁸ *Queen Mary, University of London, E1 4NS, United Kingdom*
- ³⁹ *University of London, Royal Holloway and Bedford New College, Egham, Surrey TW20 0EX, United Kingdom*
- ⁴⁰ *University of Louisville, Louisville, Kentucky 40292, USA*
- ⁴¹ *University of Manchester, Manchester M13 9PL, United Kingdom*
- ⁴² *University of Maryland, College Park, Maryland 20742, USA*
- ⁴³ *University of Massachusetts, Amherst, Massachusetts 01003, USA*
- ⁴⁴ *Massachusetts Institute of Technology, Laboratory for Nuclear Science, Cambridge, Massachusetts 02139, USA*
- ⁴⁵ *McGill University, Montréal, Quebec, Canada H3A 2T8*
- ⁴⁶ *Università di Milano, Dipartimento di Fisica and INFN, I-20133 Milano, Italy*
- ⁴⁷ *University of Mississippi, University, Mississippi 38677, USA*
- ⁴⁸ *Université de Montréal, Laboratoire René J. A. Lévesque, Montréal, Quebec, Canada H3C 3J7*
- ⁴⁹ *Mount Holyoke College, South Hadley, Massachusetts 01075, USA*
- ⁵⁰ *Università di Napoli Federico II, Dipartimento di Scienze Fisiche and INFN, I-80126, Napoli, Italy*
- ⁵¹ *NIKHEF, National Institute for Nuclear Physics and High Energy Physics, NL-1009 DB Amsterdam, The Netherlands*
- ⁵² *University of Notre Dame, Notre Dame, Indiana 46556, USA*
- ⁵³ *Ohio State University, Columbus, Ohio 43210, USA*
- ⁵⁴ *University of Oregon, Eugene, Oregon 97403, USA*
- ⁵⁵ *Università di Padova, Dipartimento di Fisica and INFN, I-35131 Padova, Italy*
- ⁵⁶ *Universités Paris VI et VII, Laboratoire de Physique Nucléaire et de Hautes Energies, F-75252 Paris, France*
- ⁵⁷ *University of Pennsylvania, Philadelphia, Pennsylvania 19104, USA*
- ⁵⁸ *Università di Perugia, Dipartimento di Fisica and INFN, I-06100 Perugia, Italy*
- ⁵⁹ *Università di Pisa, Dipartimento di Fisica, Scuola Normale Superiore and INFN, I-56127 Pisa, Italy*
- ⁶⁰ *Prairie View A&M University, Prairie View, Texas 77446, USA*
- ⁶¹ *Princeton University, Princeton, New Jersey 08544, USA*
- ⁶² *Università di Roma La Sapienza, Dipartimento di Fisica and INFN, I-00185 Roma, Italy*
- ⁶³ *Universität Rostock, D-18051 Rostock, Germany*
- ⁶⁴ *Rutherford Appleton Laboratory, Chilton, Didcot, Oxon, OX11 0QX, United Kingdom*
- ⁶⁵ *DSM/Daphnia, CEA/Saclay, F-91191 Gif-sur-Yvette, France*
- ⁶⁶ *University of South Carolina, Columbia, South Carolina 29208, USA*
- ⁶⁷ *Stanford Linear Accelerator Center, Stanford, California 94309, USA*
- ⁶⁸ *Stanford University, Stanford, California 94305-4060, USA*
- ⁶⁹ *State University of New York, Albany, New York 12222, USA*
- ⁷⁰ *University of Tennessee, Knoxville, Tennessee 37996, USA*
- ⁷¹ *University of Texas at Austin, Austin, Texas 78712, USA*
- ⁷² *University of Texas at Dallas, Richardson, Texas 75083, USA*
- ⁷³ *Università di Torino, Dipartimento di Fisica Sperimentale and INFN, I-10125 Torino, Italy*
- ⁷⁴ *Università di Trieste, Dipartimento di Fisica and INFN, I-34127 Trieste, Italy*
- ⁷⁵ *IFIC, Universitat de Valencia-CSIC, E-46071 Valencia, Spain*
- ⁷⁶ *Vanderbilt University, Nashville, Tennessee 37235, USA*
- ⁷⁷ *University of Victoria, Victoria, British Columbia, Canada V8W 3P6*
- ⁷⁸ *Department of Physics, University of Warwick, Coventry CV4 7AL, United Kingdom*
- ⁷⁹ *University of Wisconsin, Madison, Wisconsin 53706, USA*
- ⁸⁰ *Yale University, New Haven, Connecticut 06511, USA*

We present updated measurements of the CP -violating parameters $S_{\pi\pi}$ and $C_{\pi\pi}$ in $B^0 \rightarrow \pi^+\pi^-$ decays. Using a sample of 227 million $\Upsilon(4S) \rightarrow B\bar{B}$ decays collected with the BABAR detector at the PEP-II asymmetric-energy e^+e^- collider at SLAC, we observe 467 ± 33 signal decays and measure $S_{\pi\pi} = -0.30 \pm 0.17$ (stat) ± 0.03 (syst), and $C_{\pi\pi} = -0.09 \pm 0.15$ (stat) ± 0.04 (syst).

PACS numbers: 13.25.Hw, 11.30.Er, 12.15.Hh

In the standard model, CP -violating effects in the B -meson system arise from a single phase in the Cabibbo-Kobayashi-Maskawa quark-mixing matrix [1]. In this context, neutral- B decays to the CP eigenstate $\pi^+\pi^-$ can exhibit mixing-induced CP violation through interference between decays with and without B^0 - \bar{B}^0 mixing, and direct CP violation through interference between the $b \rightarrow u$ tree and $b \rightarrow d$ penguin decay processes [2]. Both effects are observable in the time evolution of the asymmetry between B^0 and \bar{B}^0 decays to $\pi^+\pi^-$, where mixing-induced CP violation leads to a sine term with amplitude $S_{\pi\pi}$ and direct CP violation leads to a cosine term with amplitude $C_{\pi\pi}$. In the absence of the penguin process, $C_{\pi\pi} = 0$ and $S_{\pi\pi} = \sin 2\alpha$, with $\alpha \equiv \arg[-V_{td}V_{tb}^*/V_{ud}V_{ub}^*]$, while significant tree-penguin interference leads to $S_{\pi\pi} = \sqrt{1 - C_{\pi\pi}^2} \sin 2\alpha_{\text{eff}}$, where α_{eff} is the effective value of α and $C_{\pi\pi} \neq 0$ if the strong phases of the tree and penguin decay amplitudes are different. The difference $\Delta\alpha_{\pi\pi} \equiv \alpha - \alpha_{\text{eff}}$ can be determined from a model-independent analysis using the isospin-related decays $B^\pm \rightarrow \pi^\pm\pi^0$ and $B^0, \bar{B}^0 \rightarrow \pi^0\pi^0$ [3, 4].

The Belle collaboration recently reported [5] an observation of CP violation in $B^0 \rightarrow \pi^+\pi^-$ decays using a data sample of 152 million $B\bar{B}$ pairs, while our previous measurement [6] on a sample of 88 million $B\bar{B}$ pairs was consistent with no CP violation. In this paper we report improved measurements of the CP -violating parameters $S_{\pi\pi}$ and $C_{\pi\pi}$ using a data sample comprising 227 million $B\bar{B}$ pairs collected with the BABAR detector at the PEP-II asymmetric-energy e^+e^- collider at SLAC.

The BABAR detector is described in detail elsewhere [7]. The primary components used in this analysis are a charged-particle tracking system consisting of a five-layer silicon vertex tracker (SVT) and a 40-layer drift chamber (DCH) surrounded by a 1.5-T solenoidal magnet, an electromagnetic calorimeter (EMC) comprising 6580 CsI(Tl) crystals, and a detector of internally reflected Cherenkov light (DIRC) providing K - π separation over the range of laboratory momentum relevant for this analysis (1.5–4.5 GeV/ c).

The analysis method is similar to that used in our previous measurement of $S_{\pi\pi}$ and $C_{\pi\pi}$ [6]. We reconstruct a sample of neutral B mesons (B_{rec}) decaying to final states with two charged tracks, and examine the remaining particles in each event to infer whether the second B meson (B_{tag}) decayed as a B^0 or \bar{B}^0 (flavor tag). We first perform a maximum-likelihood fit that uses kinematic, event-shape, and particle-identification information to determine signal and background yields corre-

sponding to the four distinguishable final states ($\pi^+\pi^-$, $K^+\pi^-$, $K^-\pi^+$, K^+K^-). The results of this fit are described in Ref. [8], which reports the first evidence of direct CP violation in $B^0 \rightarrow K^+\pi^-$ decays [9]. The CP asymmetry parameters in $B^0 \rightarrow \pi^+\pi^-$ decays are then determined from a second fit including information about the flavor of B_{tag} and the difference Δt between the decay times of the B_{rec} and B_{tag} decays. The decay rate distribution $f_+(f_-)$ when $B_{\text{rec}} \rightarrow \pi^+\pi^-$ and $B_{\text{tag}} = B^0$ (\bar{B}^0) is given by

$$f_{\pm}(\Delta t) = \frac{e^{-|\Delta t|/\tau}}{4\tau} [1 \pm S_{\pi\pi} \sin(\Delta m_d \Delta t) \mp C_{\pi\pi} \cos(\Delta m_d \Delta t)], \quad (1)$$

where τ is the B^0 lifetime and Δm_d is the mixing frequency due to the neutral- B -meson eigenstate difference.

The analysis begins by reconstructing two-body neutral- B decays from pairs of oppositely-charged tracks found within the geometric acceptance of the DIRC and originating from a common decay point near the interaction region. We require that each track have an associated Cherenkov angle (θ_c) measured with at least five signal photons detected in the DIRC; the value of θ_c must agree within four standard deviations (σ) with either the pion or kaon particle hypothesis. The last requirement efficiently removes events with high-momentum protons. Electrons are removed based on energy-loss measurements in the SVT and DCH, and on a comparison of the track momentum and associated energy deposited in the EMC.

Identification of pions and kaons is primarily accomplished by including θ_c as a discriminating variable in the maximum likelihood fit. We construct probability density functions (PDFs) for θ_c from a sample of approximately 430000 $D^{*+} \rightarrow D^0\pi^+$ ($D^0 \rightarrow K^-\pi^+$) decays reconstructed in data, where K^\mp/π^\pm tracks are identified through the charge correlation with the π^\pm from the $D^{*\pm}$ decay. Although we find no systematic difference between positive and negative tracks, the PDFs are constructed separately for K^+ , K^- , π^+ , and π^- tracks as a function of momentum and polar angle using the measured and expected values of θ_c , and the uncertainty.

Signal decays are identified using two kinematic variables: (1) the difference ΔE between the reconstructed energy of the B candidate in the e^+e^- center-of-mass (CM) frame and $\sqrt{s}/2$, and (2) the beam-energy substituted mass $m_{\text{ES}} = \sqrt{(s/2 + \mathbf{p}_i \cdot \mathbf{p}_B)^2/E_i^2 - \mathbf{p}_B^2}$. Here, \sqrt{s} is the total CM energy, and the B momentum \mathbf{p}_B

and the four-momentum (E_i, \mathbf{p}_i) of the e^+e^- initial state are defined in the laboratory frame. For signal decays, ΔE and m_{ES} have Gaussian distributions with standard deviations of 27 MeV and 2.6 MeV/ c^2 , respectively. The distribution of m_{ES} peaks near the B mass for all four final states. To simplify the likelihood fit, we reconstruct the kinematics of the B candidate using the pion mass for all tracks. With this choice, $B^0 \rightarrow \pi^+\pi^-$ decays peak near $\Delta E = 0$. For B decays with one or two kaons in the final state, the ΔE peak position is shifted and parameterized as a function of the kaon momentum in the laboratory frame. The average shifts with respect to zero are -45 MeV and -91 MeV, respectively, and this separation in ΔE provides additional discriminating power in the fit. We require $5.20 < m_{\text{ES}} < 5.29$ GeV/ c^2 and $|\Delta E| < 150$ MeV. The large sideband region in m_{ES} is used to determine background-shape parameters, while the wide range in ΔE allows us to separate B decays to all four final states in the same fit.

We have studied potential backgrounds from higher-multiplicity B decays and find them to be negligible near $\Delta E = 0$. The dominant source of background is the process $e^+e^- \rightarrow q\bar{q}$ ($q = u, d, s, c$), which produces a distinctive jet-like topology. In the CM frame we define the angle θ_S between the sphericity axis [10] of the B candidate and the sphericity axis of the remaining particles in the event. For background events, $|\cos\theta_S|$ peaks sharply near unity, while it is nearly flat for signal decays. We require $|\cos\theta_S| < 0.8$, which removes approximately 80% of this background. Additional background suppression is accomplished by a Fisher discriminant \mathcal{F} [6] based on the momentum flow relative to the $\pi^+\pi^-$ thrust axis of all tracks and clusters in the event, excluding the $\pi\pi$ pair. We use \mathcal{F} as an additional discriminating variable in the fit.

We use a multivariate technique [11] to determine the flavor of the B_{tag} meson. Separate neural networks are trained to identify primary leptons, kaons, soft pions from D^* decays, and high-momentum charged particles from B decays. Events are assigned to one of five mutually exclusive tagging categories based on the estimated average mistag probability and the source of the tagging information. The quality of tagging is expressed in terms of the effective efficiency $Q = \sum_k \epsilon_k (1 - 2w_k)^2$, where ϵ_k and w_k are the efficiencies and mistag probabilities for events tagged in category k . We measure the tagging performance in a data sample B_{flav} of fully reconstructed neutral B decays to $D^{(*)-}(\pi^+, \rho^+, a_1^+)$, and find a total effective efficiency of $Q = 29.9 \pm 0.5$. The assumption of equal tagging efficiencies and mistag probabilities for signal $\pi^+\pi^-$, $K^+\pi^-$, and K^+K^- decays is validated in a detailed Monte Carlo simulation. Separate background efficiencies for the different decay modes are determined simultaneously with $S_{\pi\pi}$ and $C_{\pi\pi}$ in the fit.

The time difference $\Delta t \equiv \Delta z/\beta\gamma c$ is obtained from the known boost of the e^+e^- system ($\beta\gamma = 0.56$) and the

measured distance Δz along the beam (z) axis between the B_{rec} and B_{tag} decay vertices. We require $|\Delta t| < 20$ ps and $\sigma_{\Delta t} < 2.5$ ps, where $\sigma_{\Delta t}$ is the uncertainty on Δt determined separately for each event. The resolution function for signal candidates is a sum of three Gaussians, identical to the one described in Ref. [11], with parameters determined from a fit to the B_{flav} sample (including events in all five tagging categories). The background Δt distribution is modeled as the sum of three Gaussian functions, where the common parameters used to describe the background shape for all tagging categories are determined simultaneously with the CP parameters in the maximum likelihood fit.

We use an unbinned extended maximum likelihood fit to extract CP parameters from the B_{rec} sample. The likelihood for candidate j tagged in category k is obtained by summing the product of event yield n_i , tagging efficiency $\epsilon_{i,k}$, and probability $\mathcal{P}_{i,k}$ over the eight possible signal and background hypotheses i (referring to $\pi^+\pi^-$, $K^+\pi^-$, $K^-\pi^+$, and K^+K^- combinations). The extended likelihood function for category k is

$$\mathcal{L}_k = \exp\left(-\sum_i n_i \epsilon_{i,k}\right) \prod_j \left[\sum_i n_i \epsilon_{i,k} \mathcal{P}_{i,k}(\vec{x}_j; \vec{\alpha}_i) \right]. \quad (2)$$

The yields for the $K\pi$ final state are parameterized as $n_{K^\pm\pi^\mp} = n_{K\pi} (1 \mp \mathcal{A}_{K\pi})/2$, where $\mathcal{A}_{K\pi}$ is the direct- CP -violating asymmetry [8]. The probabilities $\mathcal{P}_{i,k}$ are evaluated as the product of PDFs for each of the independent variables $\vec{x}_j = \{m_{\text{ES}}, \Delta E, \mathcal{F}, \theta_c^+, \theta_c^-, \Delta t\}$ with parameters $\vec{\alpha}_i$, where θ_c^+ and θ_c^- are the Cherenkov angles for the positively- and negatively-charged tracks. The Δt PDF for signal $\pi^+\pi^-$ decays is given by Eq. 1 modified to include the mistag probabilities for each tag category, and convolved with the signal resolution function. The Δt PDF for signal $K\pi$ decays takes into account $B^0 - \bar{B}^0$ mixing and the correlation between the charge of the kaon and the flavor of B_{tag} . We fix τ and Δm_d to their world-average values [12]. The total likelihood \mathcal{L} is the product of likelihoods for each tagging category, and the free parameters are determined by maximizing the quantity $\ln \mathcal{L}$.

The fit proceeds in two steps. First, the signal and background yields and $K\pi$ charge asymmetries are determined in a separate fit that does not use flavor-tagging or Δt information [8]. Out of a fitted sample of 68030 events, we find $n_{\pi\pi} = 467 \pm 33$, $n_{K\pi} = 1606 \pm 51$, and $n_{KK} = 3 \pm 12$ decays, and measure $\mathcal{A}_{K\pi} = -0.133 \pm 0.030$, where all errors are statistical only. We next add the flavor tagging and Δt information and perform a fit for $S_{\pi\pi}$ and $C_{\pi\pi}$. We fix the signal and background yields and charge asymmetries to values determined in the first fit, and fix the signal parameters describing flavor-tagging and Δt resolution function parameters to the values determined in the B_{flav} sample. By fixing these parameters we reduce the total number of free param-

ters by 30 relative to our previous analysis [6]. A total of 46 parameters are left free in the fit, including 12 parameters describing the background PDFs for m_{ES} , ΔE , and \mathcal{F} ; 8 parameters describing the background Δt PDF; 12 background flavor-tagging efficiencies; 12 background flavor-tagging efficiency asymmetries; and $S_{\pi\pi}$ and $C_{\pi\pi}$. The fit yields

$$S_{\pi\pi} = -0.30 \pm 0.17 \text{ (stat)} \pm 0.03 \text{ (syst)},$$

$$C_{\pi\pi} = -0.09 \pm 0.15 \text{ (stat)} \pm 0.04 \text{ (syst)},$$

where the correlation between $S_{\pi\pi}$ and $C_{\pi\pi}$ is -1.6% , and the correlations with all other free parameters are less than 1% . These values are consistent with, and supersede, our previously published measurements [6].

We use the event-weighting technique described in Ref. [13] to check the agreement between PDFs and data for signal $\pi^+\pi^-$ candidates. For Figs. 1(a-c), we perform a fit excluding the variable being plotted, and the covariance matrix is used to determine a weight (probability) that each event is signal, not background. The resulting distributions (points with errors) are normalized to the signal yield (467) and can be directly compared with the PDFs (solid curves) used in the fit for $S_{\pi\pi}$ and $C_{\pi\pi}$. In Fig. 1d, we use a similar technique to compare the \mathcal{F} distribution based on the probability to be a $q\bar{q}$ event with the PDF used for background events. Using the same event-weighting technique, in Fig. 2 we show distributions of Δt for signal $\pi^+\pi^-$ events with B_{tag} tagged as B^0 or \bar{B}^0 , and the asymmetry as a function of Δt . In all cases, we find good agreement between data and PDFs.

As a consistency check on the Δt resolution function, we take advantage of the large number of $K\pi$ signal decays in the B_{rec} sample to perform a $B^0-\bar{B}^0$ mixing analysis. Floating τ and Δm_d along with $S_{\pi\pi}$, $C_{\pi\pi}$, and $\mathcal{A}_{K\pi}$, we find values consistent with the world averages ($\tau = 1.60 \pm 0.04 \text{ ps}$ and $\Delta m_d = 0.523 \pm 0.028 \text{ ps}^{-1}$), and CP parameters consistent with the nominal fit results. This test gives us confidence that the Δt measurement is unbiased.

The dominant sources of systematic uncertainty include imperfect knowledge of the PDF shape parameters; the B -flavor-tagging parameters; the alignment of the SVT; the event-by-event beam-spot position; the potential effect of doubly Cabibbo-suppressed decays of the B_{tag} meson [14], and the B lifetime and mixing frequency. We verify that we are sensitive to non-zero values of $S_{\pi\pi}$ and $C_{\pi\pi}$ by fitting a large sample of Monte-Carlo simulated signal decays with large values of the CP parameters. Although the fit results are consistent with the generated values, we assign the sum in quadrature of the statistical uncertainty and the difference between the fitted and generated values as a conservative systematic error accounting for potential bias in the fit procedure. The effect of uncertainty in the signal and background yields and $K\pi$ asymmetries is negligible for both $S_{\pi\pi}$

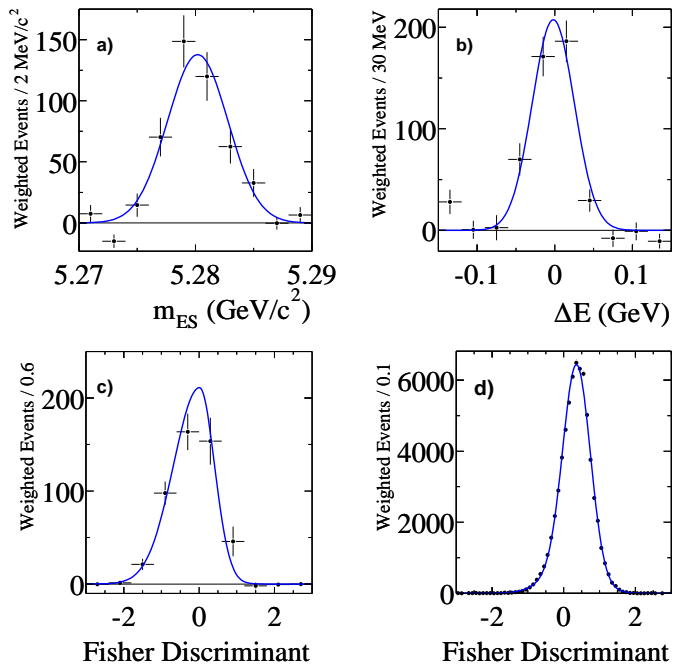


FIG. 1: Distributions of (a) m_{ES} , (b) ΔE , and (c) \mathcal{F} for signal $\pi^+\pi^-$ events (points with error bars), and (d) the distribution of \mathcal{F} for $q\bar{q}$ background events, using the weighting technique described in Ref. [13]. Solid curves represent the corresponding PDFs used in the fit.

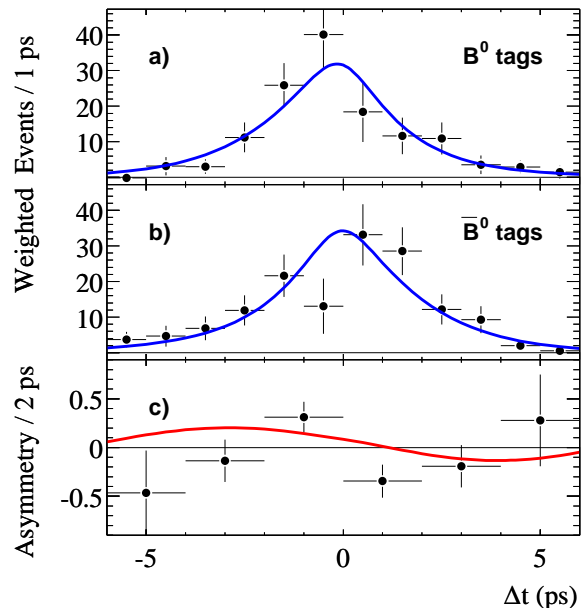


FIG. 2: Distributions of the decay-time difference Δt using the event-weighting technique described in the text. The top two plots show events where B_{tag} is identified as (a) B^0 (n_{B^0}) or (b) \bar{B}^0 ($n_{\bar{B}^0}$), where the solid curves indicate the signal PDFs used in the fit. (c) The asymmetry (points with errors), defined as $(n_{B^0} - n_{\bar{B}^0}) / (n_{B^0} + n_{\bar{B}^0})$, for signal events in each Δt bin, and the projection of the fit (solid curve).

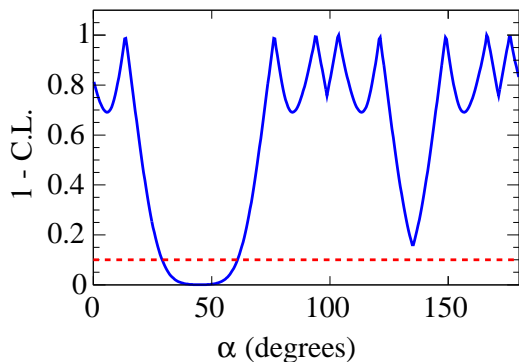


FIG. 3: Constraints on α derived from the isospin analysis using $S_{\pi\pi}$, $C_{\pi\pi}$, and $\Delta\alpha_{\pi\pi}$ (Ref. [4]). Values of α for which the solid line lies below the dashed line are excluded at 90% C.L.

and $C_{\pi\pi}$. The total systematic uncertainty is calculated by summing in quadrature the individual contributions.

Using the model-independent isospin analysis [3] (neglecting electroweak penguin amplitudes) and the technique described in Ref. [15], we display in Fig. 3 the confidence level (C.L.) derived from the measured values of $S_{\pi\pi}$ and $C_{\pi\pi}$ reported here, and the results for $\Delta\alpha_{\pi\pi}$ determined in Ref. [4]. Values of α in the range $[29^\circ, 61^\circ]$ are excluded at the 90% C.L.

In summary, we present improved measurements of the CP -violating asymmetry amplitudes $S_{\pi\pi}$ and $C_{\pi\pi}$, which govern the time distributions of $B^0 \rightarrow \pi^+\pi^-$ decays. We find $S_{\pi\pi} = -0.30 \pm 0.17 \pm 0.03$ and $C_{\pi\pi} = -0.09 \pm 0.15 \pm 0.04$, which are consistent with our previous measurements. These results do not confirm the observation of large CP violation reported in Ref. [5].

We are grateful for the excellent luminosity and machine conditions provided by our PEP-II colleagues, and for the substantial dedicated effort from the computing organizations that support *BABAR*. The collaborating institutions wish to thank SLAC for its support and kind hospitality. This work is supported by DOE and

NSF (USA), NSERC (Canada), IHEP (China), CEA and CNRS-IN2P3 (France), BMBF and DFG (Germany), INFN (Italy), FOM (The Netherlands), NFR (Norway), MIST (Russia), and PPARC (United Kingdom). Individuals have received support from CONACyT (Mexico), A. P. Sloan Foundation, Research Corporation, and Alexander von Humboldt Foundation.

* Also with Università della Basilicata, Potenza, Italy

† Deceased

- [1] N. Cabibbo, Phys. Rev. Lett. **10**, 531 (1963); M. Kobayashi and T. Maskawa, Prog. Theor. Phys. **49**, 652 (1973).
- [2] M. Bander, D. Silverman, and A. Soni, Phys. Rev. Lett. **43**, 242 (1979); A.B. Carter and A.I. Sanda, Phys. Rev. Lett. **45**, 952 (1980); M. Gronau, Phys. Rev. Lett. **63**, 1451 (1989).
- [3] M. Gronau and D. London, Phys. Rev. Lett. **65**, 3381 (1990).
- [4] *BABAR* Collaboration, B. Aubert *et al.*, hep-ex/0412037, submitted to Phys. Rev. Lett.
- [5] Belle Collaboration, K. Abe *et al.*, Phys. Rev. Lett. **93**, 021601 (2004).
- [6] *BABAR* Collaboration, B. Aubert *et al.*, Phys. Rev. Lett. **89**, 281802 (2002).
- [7] *BABAR* Collaboration, B. Aubert *et al.*, Nucl. Instrum. Methods **A479**, 1 (2002).
- [8] *BABAR* Collaboration, B. Aubert *et al.*, Phys. Rev. Lett. **93**, 131801 (2004).
- [9] This result was confirmed by the Belle Collaboration in S. Chao *et al.*, Phys. Rev. Lett. **93**, 191802 (2004).
- [10] G. Hanson *et al.*, Phys. Rev. Lett. **35**, 1609 (1975).
- [11] *BABAR* Collaboration, B. Aubert *et al.*, Phys. Rev. Lett. **89**, 201802 (2002).
- [12] Particle Data Group, S. Eidelman *et al.*, Phys. Lett. B **592**, 1 (2004).
- [13] M. Pivk and F.R. Le Diberder, physics/0402083.
- [14] O. Long *et al.*, Phys. Rev. D **68**, 034010 (2003).
- [15] J. Charles *et al.*, hep-ph/0406184, submitted to Eur. Phys. Jour. C .