

# Measurement of Branching Fraction and $CP$ -Violating Asymmetry for $B^0 \rightarrow \omega K_s^0$

The *BABAR* Collaboration

November 8, 2018

## Abstract

We present a preliminary measurement of the branching fraction and  $CP$ -violating parameters  $S$  and  $C$  for the decay  $B^0 \rightarrow \omega K_s^0$ . The data sample corresponds to  $232 \times 10^6$   $B\bar{B}$  pairs produced from  $e^+e^-$  annihilation at the  $\Upsilon(4S)$  resonance. We measure  $\mathcal{B}(B^0 \rightarrow \omega K_s^0) = (5.9 \pm 1.0 \pm 0.4) \times 10^{-6}$ ,  $S = 0.50_{-0.38}^{+0.34} \pm 0.02$  and  $C = -0.56_{-0.27}^{+0.29} \pm 0.03$ .

Presented at the 40<sup>th</sup> Rencontres de Moriond on  
Electroweak Interactions and Unified Theories,  
5–12 March 2005, La Thuile, Vallée d’Aoste, Italy

---

*Stanford Linear Accelerator Center, Stanford University, Stanford, CA 94309*

Work supported in part by Department of Energy contract DE-AC03-76SF00515.

The BABAR Collaboration,

B. Aubert, R. Barate, D. Boutigny, F. Couderc, Y. Karyotakis, J. P. Lees, V. Poireau, V. Tisserand,  
A. Zghiche

*Laboratoire de Physique des Particules, F-74941 Annecy-le-Vieux, France*

E. Grauges

*IFAE, Universitat Autònoma de Barcelona, E-08193 Bellaterra, Barcelona, Spain*

A. Palano, M. Pappagallo, A. Pompili

*Università di Bari, Dipartimento di Fisica and INFN, I-70126 Bari, Italy*

J. C. Chen, N. D. Qi, G. Rong, P. Wang, Y. S. Zhu

*Institute of High Energy Physics, Beijing 100039, China*

G. Eigen, I. Ofte, B. Stugu

*University of Bergen, Inst. of Physics, N-5007 Bergen, Norway*

G. S. Abrams, A. W. Borgland, A. B. Breon, D. N. Brown, J. Button-Shafer, R. N. Cahn, E. Charles,  
C. T. Day, M. S. Gill, A. V. Gritsan, Y. Groysman, R. G. Jacobsen, R. W. Kadel, J. Kadyk, L. T. Kerth,  
Yu. G. Kolomensky, G. Kukartsev, G. Lynch, L. M. Mir, P. J. Oddone, T. J. Orimoto, M. Pripstein,  
N. A. Roe, M. T. Ronan, W. A. Wenzel

*Lawrence Berkeley National Laboratory and University of California, Berkeley, California 94720, USA*

M. Barrett, K. E. Ford, T. J. Harrison, A. J. Hart, C. M. Hawkes, S. E. Morgan, A. T. Watson

*University of Birmingham, Birmingham, B15 2TT, United Kingdom*

M. Fritsch, K. Goetzen, T. Held, H. Koch, B. Lewandowski, M. Pelizaeus, K. Peters, T. Schroeder,  
M. Steinke

*Ruhr Universität Bochum, Institut für Experimentalphysik 1, D-44780 Bochum, Germany*

J. T. Boyd, J. P. Burke, N. Chevalier, W. N. Cottingham, M. P. Kelly

*University of Bristol, Bristol BS8 1TL, United Kingdom*

T. Cuhadar-Donszelmann, C. Hearty, N. S. Knecht, T. S. Mattison, J. A. McKenna, D. Thiessen

*University of British Columbia, Vancouver, British Columbia, Canada V6T 1Z1*

A. Khan, P. Kyberd, L. Teodorescu

*Brunel University, Uxbridge, Middlesex UB8 3PH, United Kingdom*

A. E. Blinov, V. E. Blinov, A. D. Bukin, V. P. Druzhinin, V. B. Golubev, V. N. Ivanchenko,  
E. A. Kravchenko, A. P. Onuchin, S. I. Serednyakov, Yu. I. Skovpen, E. P. Solodov, A. N. Yushkov

*Budker Institute of Nuclear Physics, Novosibirsk 630090, Russia*

D. Best, M. Bondioli, M. Bruinsma, M. Chao, I. Eschrich, D. Kirkby, A. J. Lankford, M. Mandelkern,  
R. K. Mommsen, W. Roethel, D. P. Stoker

*University of California at Irvine, Irvine, California 92697, USA*

C. Buchanan, B. L. Hartfiel, A. J. R. Weinstein

*University of California at Los Angeles, Los Angeles, California 90024, USA*

S. D. Foulkes, J. W. Gary, O. Long, B. C. Shen, K. Wang, L. Zhang  
*University of California at Riverside, Riverside, California 92521, USA*

D. del Re, H. K. Hadavand, E. J. Hill, D. B. MacFarlane, H. P. Paar, S. Rahatlou, V. Sharma  
*University of California at San Diego, La Jolla, California 92093, USA*

J. W. Berryhill, C. Campagnari, A. Cunha, B. Dahmes, T. M. Hong, A. Lu, M. A. Mazur, J. D. Richman,  
W. Verkerke  
*University of California at Santa Barbara, Santa Barbara, California 93106, USA*

T. W. Beck, A. M. Eisner, C. J. Flacco, C. A. Heusch, J. Kroseberg, W. S. Lockman, G. Nesom, T. Schalk,  
B. A. Schumm, A. Seiden, P. Spradlin, D. C. Williams, M. G. Wilson  
*University of California at Santa Cruz, Institute for Particle Physics, Santa Cruz, California 95064, USA*

J. Albert, E. Chen, G. P. Dubois-Felsmann, A. Dvoretzki, D. G. Hitlin, I. Narsky, T. Piatenko,  
F. C. Porter, A. Ryd, A. Samuel, S. Yang  
*California Institute of Technology, Pasadena, California 91125, USA*

R. Andreassen, S. Jayatilleke, G. Mancinelli, B. T. Meadows, M. D. Sokoloff  
*University of Cincinnati, Cincinnati, Ohio 45221, USA*

F. Blanc, P. Bloom, S. Chen, W. T. Ford, U. Nauenberg, A. Olivas, P. Rankin, W. O. Ruddick,  
J. G. Smith, K. A. Ulmer, J. Zhang  
*University of Colorado, Boulder, Colorado 80309, USA*

A. Chen, E. A. Eckhart, J. L. Harton, A. Soffer, W. H. Toki, R. J. Wilson, Q. Zeng  
*Colorado State University, Fort Collins, Colorado 80523, USA*

B. Spaan  
*Universität Dortmund, Institut für Physik, D-44221 Dortmund, Germany*

D. Altenburg, T. Brandt, J. Brose, M. Dickopp, E. Feltresi, A. Hauke, V. Klose, H. M. Lacker, E. Maly,  
R. Nogowski, S. Otto, A. Petzold, G. Schott, J. Schubert, K. R. Schubert, R. Schwierz, J. E. Sundermann  
*Technische Universität Dresden, Institut für Kern- und Teilchenphysik, D-01062 Dresden, Germany*

D. Bernard, G. R. Bonneaud, P. Grenier, S. Schrenk, Ch. Thiebaux, G. Vasileiadis, M. Verderi  
*Ecole Polytechnique, LLR, F-91128 Palaiseau, France*

D. J. Bard, P. J. Clark, W. Gradl, F. Muheim, S. Playfer, Y. Xie  
*University of Edinburgh, Edinburgh EH9 3JZ, United Kingdom*

M. Andreotti, V. Azzolini, D. Bettoni, C. Bozzi, R. Calabrese, G. Cibinetto, E. Luppi, M. Negrini,  
L. Piemontese, A. Sarti  
*Università di Ferrara, Dipartimento di Fisica and INFN, I-44100 Ferrara, Italy*

F. Anulli, R. Baldini-Ferrolì, A. Calcaterra, R. de Sangro, G. Finocchiaro, P. Patteri, I. M. Peruzzi,  
M. Piccolo, A. Zallo  
*Laboratori Nazionali di Frascati dell'INFN, I-00044 Frascati, Italy*

A. Buzzo, R. Capra, R. Contri, M. Lo Vetere, M. Macri, M. R. Monge, S. Passaggio, C. Patrignani,  
E. Robutti, A. Santroni, S. Tosi

*Università di Genova, Dipartimento di Fisica and INFN, I-16146 Genova, Italy*

S. Bailey, G. Brandenburg, K. S. Chaisanguanthum, M. Morii, E. Won

*Harvard University, Cambridge, Massachusetts 02138, USA*

R. S. Dubitzky, U. Langenegger, J. Marks, S. Schenk, U. Uwer

*Universität Heidelberg, Physikalisches Institut, Philosophenweg 12, D-69120 Heidelberg, Germany*

W. Bhimji, D. A. Bowerman, P. D. Dauncey, U. Egede, J. R. Gaillard, G. W. Morton, J. A. Nash,  
M. B. Nikolich, G. P. Taylor

*Imperial College London, London, SW7 2AZ, United Kingdom*

M. J. Charles, G. J. Grenier, U. Mallik, A. K. Mohapatra

*University of Iowa, Iowa City, Iowa 52242, USA*

J. Cochran, H. B. Crawley, V. Eyges, W. T. Meyer, S. Prell, E. I. Rosenberg, A. E. Rubin, J. Yi

*Iowa State University, Ames, Iowa 50011-3160, USA*

N. Arnaud, M. Davier, X. Giroux, G. Grosdidier, A. Höcker, F. Le Diberder, V. Lepeltier, A. M. Lutz,  
T. C. Petersen, M. Pierini, S. Plaszczynski, S. Rodier, P. Roudeau, M. H. Schune, A. Stocchi, G. Wormser

*Laboratoire de l'Accélérateur Linéaire, F-91898 Orsay, France*

C. H. Cheng, D. J. Lange, M. C. Simani, D. M. Wright

*Lawrence Livermore National Laboratory, Livermore, California 94550, USA*

A. J. Bevan, C. A. Chavez, J. P. Coleman, I. J. Forster, J. R. Fry, E. Gabathuler, R. Gamet, K. A. George,  
D. E. Hutchcroft, R. J. Parry, D. J. Payne, C. Touramanis

*University of Liverpool, Liverpool L69 7ZE, United Kingdom*

C. M. Cormack, F. Di Lodovico

*Queen Mary, University of London, E1 4NS, United Kingdom*

C. L. Brown, G. Cowan, R. L. Flack, H. U. Flaecher, M. G. Green, P. S. Jackson, T. R. McMahon,  
S. Ricciardi, F. Salvatore

*University of London, Royal Holloway and Bedford New College, Egham, Surrey TW20 0EX, United Kingdom*

D. Brown, C. L. Davis

*University of Louisville, Louisville, Kentucky 40292, USA*

J. Allison, N. R. Barlow, R. J. Barlow, M. C. Hodgkinson, G. D. Lafferty, M. T. Naisbit, J. C. Williams

*University of Manchester, Manchester M13 9PL, United Kingdom*

C. Chen, A. Farbin, W. D. Hulsbergen, A. Jawahery, D. Kovalskyi, C. K. Lae, V. Lillard, D. A. Roberts

*University of Maryland, College Park, Maryland 20742, USA*

G. Blaylock, C. Dallapiccola, S. S. Hertzbach, R. Kofler, V. B. Koptchev, T. B. Moore, S. Saremi,  
H. Staengle, S. Willocq

*University of Massachusetts, Amherst, Massachusetts 01003, USA*

R. Cowan, K. Koeneke, G. Sciolla, S. J. Sekula, F. Taylor, R. K. Yamamoto  
*Massachusetts Institute of Technology, Laboratory for Nuclear Science, Cambridge, Massachusetts 02139, USA*

H. Kim, P. M. Patel, S. H. Robertson  
*McGill University, Montréal, Quebec, Canada H3A 2T8*

A. Lazzaro, V. Lombardo, F. Palombo  
*Università di Milano, Dipartimento di Fisica and INFN, I-20133 Milano, Italy*

J. M. Bauer, L. Cremaldi, V. Eschenburg, R. Godang, R. Kroeger, J. Reidy, D. A. Sanders, D. J. Summers,  
H. W. Zhao

*University of Mississippi, University, Mississippi 38677, USA*

S. Brunet, D. Côté, P. Taras, B. Viaud  
*Université de Montréal, Laboratoire René J. A. Lévesque, Montréal, Quebec, Canada H3C 3J7*

H. Nicholson  
*Mount Holyoke College, South Hadley, Massachusetts 01075, USA*

N. Cavallo,<sup>1</sup> G. De Nardo, F. Fabozzi,<sup>1</sup> C. Gatto, L. Lista, D. Monorchio, P. Paolucci, D. Piccolo,  
C. Sciacca

*Università di Napoli Federico II, Dipartimento di Scienze Fisiche and INFN, I-80126, Napoli, Italy*

M. Baak, H. Bulten, G. Raven, H. L. Snoek, L. Wilden  
*NIKHEF, National Institute for Nuclear Physics and High Energy Physics, NL-1009 DB Amsterdam, The Netherlands*

C. P. Jessop, J. M. LoSecco  
*University of Notre Dame, Notre Dame, Indiana 46556, USA*

T. Allmendinger, G. Benelli, K. K. Gan, K. Honscheid, D. Hufnagel, P. D. Jackson, H. Kagan, R. Kass,  
T. Pulliam, A. M. Rahimi, R. Ter-Antonyan, Q. K. Wong

*Ohio State University, Columbus, Ohio 43210, USA*

J. Brau, R. Frey, O. Igonkina, M. Lu, C. T. Potter, N. B. Sinev, D. Strom, E. Torrence

*University of Oregon, Eugene, Oregon 97403, USA*

F. Colecchia, A. Dorigo, F. Galeazzi, M. Margoni, M. Morandin, M. Posocco, M. Rotondo, F. Simonetto,  
R. Stroili, C. Voci

*Università di Padova, Dipartimento di Fisica and INFN, I-35131 Padova, Italy*

M. Benayoun, H. Briand, J. Chauveau, P. David, L. Del Buono, Ch. de la Vaissière, O. Hamon,  
M. J. J. John, Ph. Leruste, J. Malclès, J. Ocariz, L. Roos, G. Therin

*Universités Paris VI et VII, Laboratoire de Physique Nucléaire et de Hautes Energies, F-75252 Paris, France*

P. K. Behera, L. Gladney, Q. H. Guo, J. Panetta  
*University of Pennsylvania, Philadelphia, Pennsylvania 19104, USA*

---

<sup>1</sup>Also with Università della Basilicata, Potenza, Italy

M. Biasini, R. Covarelli, M. Pioppi

*Università di Perugia, Dipartimento di Fisica and INFN, I-06100 Perugia, Italy*

C. Angelini, G. Batignani, S. Bettarini, F. Bucci, G. Calderini, M. Carpinelli, F. Forti, M. A. Giorgi,  
A. Lusiani, G. Marchiori, M. Morganti, N. Neri, E. Paoloni, M. Rama, G. Rizzo, G. Simi, J. Walsh  
*Università di Pisa, Dipartimento di Fisica, Scuola Normale Superiore and INFN, I-56127 Pisa, Italy*

M. Haire, D. Judd, K. Paick, D. E. Wagoner

*Prairie View A&M University, Prairie View, Texas 77446, USA*

J. Biesiada, N. Danielson, P. Elmer, Y. P. Lau, C. Lu, J. Olsen, A. J. S. Smith, A. V. Telnov

*Princeton University, Princeton, New Jersey 08544, USA*

F. Bellini, G. Cavoto, A. D’Orazio, E. Di Marco, R. Faccini, F. Ferrarotto, F. Ferroni, M. Gaspero, L. Li  
Gioi, M. A. Mazzoni, S. Morganti, G. Piredda, F. Polci, F. Safai Tehrani, C. Voena

*Università di Roma La Sapienza, Dipartimento di Fisica and INFN, I-00185 Roma, Italy*

S. Christ, H. Schröder, G. Wagner, R. Waldi

*Universität Rostock, D-18051 Rostock, Germany*

T. Adye, N. De Groot, B. Franek, G. P. Gopal, E. O. Olaiya, F. F. Wilson

*Rutherford Appleton Laboratory, Chilton, Didcot, Oxon, OX11 0QX, United Kingdom*

R. Aleksan, S. Emery, A. Gaidot, S. F. Ganzhur, P.-F. Giraud, G. Graziani, G. Hamel de Monchenault,  
W. Kozanecki, M. Legendre, G. W. London, B. Mayer, G. Vasseur, Ch. Yèche, M. Zito

*DSM/Daphnia, CEA/Saclay, F-91191 Gif-sur-Yvette, France*

M. V. Purohit, A. W. Weidemann, J. R. Wilson, F. X. Yumiceva

*University of South Carolina, Columbia, South Carolina 29208, USA*

T. Abe, M. T. Allen, D. Aston, R. Bartoldus, N. Berger, A. M. Boyarski, O. L. Buchmueller, R. Claus,  
M. R. Convery, M. Cristinziani, J. C. Dingfelder, D. Dong, J. Dorfan, D. Dujmic, W. Dunwoodie, S. Fan,  
R. C. Field, T. Glanzman, S. J. Gowdy, T. Hadig, V. Halyo, C. Hast, T. Hryn’ova, W. R. Innes,  
S. Kazuhito, M. H. Kelsey, P. Kim, M. L. Kocian, D. W. G. S. Leith, J. Libby, S. Luitz, V. Luth,  
H. L. Lynch, H. Marsiske, R. Messner, D. R. Muller, C. P. O’Grady, V. E. Ozcan, A. Perazzo, M. Perl,  
B. N. Ratcliff, A. Roodman, A. A. Salnikov, R. H. Schindler, J. Schwiening, A. Snyder, A. Soha, J. Stelzer,  
J. Strube,<sup>2</sup> D. Su, M. K. Sullivan, J. M. Thompson, J. Va’vra, S. R. Wagner, M. Weaver,

W. J. Wisniewski, M. Wittgen, D. H. Wright, A. K. Yarritu, C. C. Young

*Stanford Linear Accelerator Center, Stanford, California 94309, USA*

P. R. Burchat, A. J. Edwards, S. A. Majewski, B. A. Petersen, C. Roat

*Stanford University, Stanford, California 94305-4060, USA*

M. Ahmed, S. Ahmed, M. S. Alam, J. A. Ernst, M. A. Saeed, M. Saleem, F. R. Wappler

*State University of New York, Albany, New York 12222, USA*

W. Bugg, M. Krishnamurthy, S. M. Spanier

*University of Tennessee, Knoxville, Tennessee 37996, USA*

---

<sup>2</sup>Also with University of Oregon, Eugene, USA

R. Eckmann, J. L. Ritchie, A. Satpathy, R. F. Schwitters  
*University of Texas at Austin, Austin, Texas 78712, USA*

J. M. Izen, I. Kitayama, X. C. Lou, S. Ye  
*University of Texas at Dallas, Richardson, Texas 75083, USA*

F. Bianchi, M. Bona, F. Gallo, D. Gamba  
*Università di Torino, Dipartimento di Fisica Sperimentale and INFN, I-10125 Torino, Italy*

M. Bomben, L. Bosisio, C. Cartaro, F. Cossutti, G. Della Ricca, S. Dittongo, S. Grancagnolo, L. Lanceri,  
P. Poropat,<sup>3</sup> L. Vitale, G. Vuagnin  
*Università di Trieste, Dipartimento di Fisica and INFN, I-34127 Trieste, Italy*

F. Martinez-Vidal  
*IFIC, Universitat de Valencia-CSIC, E-46071 Valencia, Spain*

R. S. Panvini,<sup>3</sup>  
*Vanderbilt University, Nashville, Tennessee 37235, USA*

Sw. Banerjee, B. Bhuyan, C. M. Brown, D. Fortin, K. Hamano, R. Kowalewski, J. M. Roney, R. J. Sobie  
*University of Victoria, Victoria, British Columbia, Canada V8W 3P6*

J. J. Back, P. F. Harrison, T. E. Latham, G. B. Mohanty  
*Department of Physics, University of Warwick, Coventry CV4 7AL, United Kingdom*

H. R. Band, X. Chen, B. Cheng, S. Dasu, M. Datta, A. M. Eichenbaum, K. T. Flood, M. Graham,  
J. J. Hollar, J. R. Johnson, P. E. Kutter, H. Li, R. Liu, B. Mellado, A. Mihalyi, Y. Pan, R. Prepost,  
P. Tan, J. H. von Wimmersperg-Toeller, J. Wu, S. L. Wu, Z. Yu  
*University of Wisconsin, Madison, Wisconsin 53706, USA*

M. G. Greene, H. Neal  
*Yale University, New Haven, Connecticut 06511, USA*

---

<sup>3</sup>Deceased

# 1 Introduction

Evidence for the decay  $B^0 \rightarrow \omega K^0$  was first seen by CLEO [1] with a significance of 3.9 standard deviations ( $\sigma$ ). The decay was observed about a year ago with a sample of 89 million  $B\bar{B}$  pairs by BABAR [2] with a significance of more than  $7\sigma$ ; the branching fraction was measured to be  $\mathcal{B}(B^0 \rightarrow \omega K^0) = (5.9_{-1.3}^{+1.6} \pm 0.5) \times 10^{-6}$ . More recently Belle has published evidence (significance  $3.2\sigma$ ) for this decay mode with a sample of 85 million  $B\bar{B}$  pairs [3], finding a branching fraction of  $(4.0_{-1.6}^{+1.9} \pm 0.5) \times 10^{-6}$ . Belle also has a preliminary study with a sample of 275 million  $B\bar{B}$  pairs of the time-dependence of the decay with a sample of about 30 events [4], though no branching fraction is reported.

The world average branching fraction,  $(5.5_{-1.1}^{+1.2}) \times 10^{-6}$  [5], is somewhat larger than older theoretical predictions [6, 7, 8] and a more recent prediction using QCD factorization [9]. A very recent paper [10] finds an enhancement of the QCD factorization prediction by more than a factor of two due to final-state interactions, in excellent agreement with the world average. A phenomenological fit that uses SU(3) flavor symmetry and all available measurements of pseudoscalar-vector (PV) decays (branching fraction and  $CP$  asymmetry measurements for more than 30 charmless decay modes) finds a branching fraction of  $(5.3_{-0.4}^{+0.8}) \times 10^{-6}$  for this decay [11].

In this paper we report improved branching fraction results for this decay as well as a measurement of the  $CP$  asymmetry parameters. In the Standard Model (SM), this decay is expected to proceed primarily through a penguin (loop) diagram as shown in Fig. 1a, though a Cabibbo- and color-suppressed tree diagram is also possible (Fig. 1b). Neglecting the suppressed amplitude, these decay modes have the same weak phase as the charmonium  $K^0$  decays [12] which proceed through the Cabibbo-Kobayashi-Maskawa (CKM) favored  $b \rightarrow c\bar{c}s$  amplitude. Thus the time-dependent asymmetry measurement for the decay  $B^0 \rightarrow \omega K^0$  would yield the same value of  $\sin 2\beta$  as for the charmonium  $K^0$  decays [14]. Tests of this equality have been made from similar  $B^0$  decays which are expected to be dominated by penguin amplitudes such as those to the charmless final states  $\phi K^0$ ,  $\eta' K^0$ ,  $K^+ K^- K^0$ ,  $\pi^0 K^0$  and  $f_0(980) K^0$  [13].

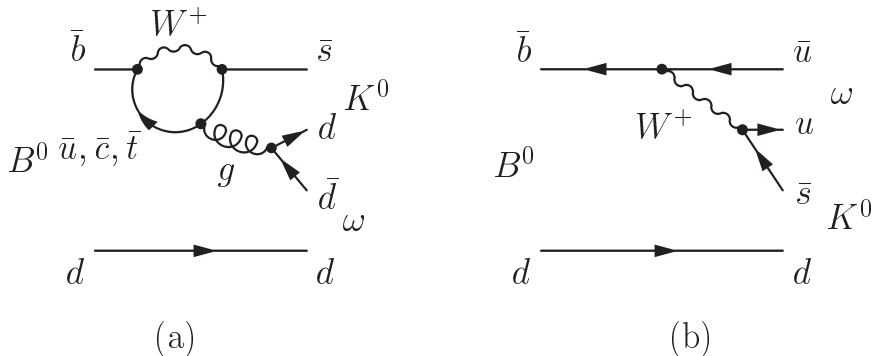


Figure 1: Feynman diagrams for the decay  $B^0 \rightarrow \omega K^0$ : (a) penguin diagram and (b) Cabibbo- and color-suppressed tree diagram.

Additional higher-order amplitudes and non-SM amplitudes carrying different weak phases would lead to differences between the measurements of the time-dependent  $CP$  violating parameter in these rare decay modes and in the charmonium  $K^0$  decays. The recent calculation involving final-state interactions that was mentioned above [10] predicts an increase in  $\sin 2\beta$  of about 0.10 for



$B^0 \rightarrow \omega K^0$  due to the color-suppressed amplitudes, though this increase is nullified when final-state interactions are included.

## 2 The *BABAR* Detector and Dataset

The results presented here are based on data collected with the *BABAR* detector [16] at the PEP-II asymmetric  $e^+e^-$  collider located at the Stanford Linear Accelerator Center. We use a data sample with an integrated luminosity of  $211 \text{ fb}^{-1}$  recorded at the  $\Upsilon(4S)$  resonance (center-of-mass energy  $\sqrt{s} = 10.58 \text{ GeV}$ ). This corresponds to 232 million  $B\bar{B}$  pairs. The asymmetric beam configuration in the laboratory frame provides a boost of  $\beta\gamma = 0.56$  to the  $\Upsilon(4S)$ .

Charged particles from the  $e^+e^-$  interactions are detected and their momenta measured by a combination of a vertex tracker (SVT) consisting of five layers of double-sided silicon microstrip detectors and a 40-layer central drift chamber, both operating in the 1.5-T magnetic field of a superconducting solenoid. We identify photons and electrons using a CsI(Tl) electromagnetic calorimeter (EMC). Further charged particle identification (PID) is provided by the average energy loss ( $dE/dx$ ) in the tracking devices and by an internally reflecting ring imaging Cherenkov detector (DIRC) covering the central region. The flux return of the solenoid is composed of multiple layers of iron and resistive plate chambers for the identification of muons and long-lived neutral hadrons.

## 3 Time-dependent Analysis

From a  $B\bar{B}$  pair we reconstruct a  $B^0$  or  $\bar{B}^0$  decaying into the  $CP$  eigenstate  $B^0 \rightarrow \omega K_S^0$  ( $B_{CP}$ ). We also reconstruct the vertex of the other  $B$  meson ( $B_{\text{tag}}$ ) and identify its flavor. The time difference  $\Delta t \equiv t_{CP} - t_{\text{tag}}$ , where  $t_{CP}$  and  $t_{\text{tag}}$  are the proper decay times of the signal and tagged  $B$  mesons, respectively, is obtained from the measured distance between the  $B_{CP}$  and  $B_{\text{tag}}$  decay vertices and from the boost ( $\beta\gamma = 0.56$ ) of the  $\Upsilon(4S)$  system. The distribution of  $\Delta t$  without detector resolution effects is:

$$F(\Delta t) = \frac{e^{-|\Delta t|/\tau}}{4\tau} \{1 \mp \Delta w \pm (1 - 2w) [S \sin(\Delta m_d \Delta t) - C \cos(\Delta m_d \Delta t)]\}, \quad (1)$$

where the upper (lower) sign denotes a decay accompanied by a  $B^0$  ( $\bar{B}^0$ ) tag,  $\tau$  is the  $B^0$  lifetime [17],  $\Delta m_d$  is the mixing frequency, and the mistag parameters  $w$  and  $\Delta w$  are respectively the average and difference of the probabilities that a true  $B^0$  ( $\bar{B}^0$ ) meson is tagged as  $\bar{B}^0$  ( $B^0$ ). The tagging algorithm [12] has seven mutually exclusive tagging categories of differing purities (including one for untagged events that we retain for the branching fraction determination). Separate neural networks are trained to identify primary leptons, kaons, soft pions from  $D^*$  decays, and high-momentum charged particles from  $B$  decays. Each event is assigned to one of these categories based on the estimated mistag probability and on the source of tagging information. The measured analyzing power, equal to the reconstruction efficiency times  $(1 - 2w)^2$  summed over all categories, is  $(30.5 \pm 0.6)\%$ ; this is determined from a large sample of  $B$ -decays to fully reconstructed flavor eigenstates ( $B_{\text{flav}}$ ). The parameter  $C$  measures direct  $CP$  violation. If  $C = 0$ , then  $S = \sin 2\beta$  aside from the corrections discussed in the Introduction.

## 4 Event Selection and Analysis Method

To establish the event selection criteria, we use Monte Carlo (MC) simulations [18] of the signal decay modes,  $B\bar{B}$  backgrounds, and detector response. We reconstruct  $B$  candidates by combining  $K_S^0$  and  $\omega$  candidates. We select  $K_S^0 \rightarrow \pi^+\pi^-$  decays by requiring the  $\pi^+\pi^-$  invariant mass to be within 12 MeV of the nominal  $K_S^0$  mass. We further require the three-dimensional flight distance from the beam spot to be greater than three times its uncertainty in a fit that requires consistency (fit probability greater than 0.001) between the flight and momentum directions. We reconstruct  $\omega$  mesons through the primary  $\omega \rightarrow \pi^+\pi^-\pi^0$  decay channel from two charged tracks and a  $\pi^0$  candidate formed from pairs of photons with energy greater than 50 MeV and invariant mass between 120 and 150 MeV. The  $\pi^+\pi^-\pi^0$  invariant mass is required to be between 735 and 825 MeV. For the time-dependent analysis, we require  $|\Delta t| < 20$  ps and  $\sigma_{\Delta t} < 2.5$  ps. We find an average of 1.13  $B$  candidates per event. We choose the candidate with the  $\pi^+\pi^-\pi^0$  mass nearest to the nominal  $\omega$  mass [17].

For a correctly reconstructed  $B$ -meson candidate, the mass must equal the nominal  $B$  mass and the reconstructed energy must be equal to one-half the center of mass energy. Thus we characterize a candidate kinematically by the energy-substituted mass  $m_{\text{ES}} = [(\frac{1}{2}s + \mathbf{p}_0 \cdot \mathbf{p}_B)^2 / E_0^2 - \mathbf{p}_B^2]^{\frac{1}{2}}$  and energy difference  $\Delta E = E_B^* - \frac{1}{2}\sqrt{s}$ , where the subscripts 0 and  $B$  refer to the initial  $\Upsilon(4S)$  and to the  $B$  candidate, respectively, and the asterisk denotes the  $\Upsilon(4S)$  rest frame. The resolution on  $\Delta E$  ( $m_{\text{ES}}$ ) is about 30 MeV (3.0 MeV). We require  $|\Delta E| \leq 0.2$  GeV and  $5.25 \leq m_{\text{ES}} \leq 5.29$  GeV, and include both of these observables in the maximum-likelihood (ML) fit (see Sec. 6).

## 5 Backgrounds

To reject background from continuum  $e^+e^- \rightarrow q\bar{q}$  events ( $q = u, d, s, c$ ), we use the angle  $\theta_T$  between the thrust axis of the  $B$  candidate and that of the rest of the tracks and neutral clusters in the event, calculated in the center-of-mass frame. The distribution of  $\cos\theta_T$  is sharply peaked near  $\pm 1$  for combinations drawn from jet-like  $q\bar{q}$  pairs and is nearly uniform for the isotropic  $B$  meson decays; we require  $|\cos\theta_T| < 0.9$ . The remaining continuum background dominates the samples.

We use MC simulations of  $B^0\bar{B}^0$  and  $B^+B^-$  production and decay to investigate  $B\bar{B}$  backgrounds. We estimate that this background comprises 0.2% of the fit sample. Since we estimate from simulation studies that this background would change the signal yield by less than one event, we do not include a  $B\bar{B}$  component in the fit.

## 6 Maximum Likelihood Fit

We use two unbinned, multivariate maximum-likelihood fits, one to extract signal yields and one to determine the  $CP$  violating parameters. The yield fit does not use the tagging and  $\Delta t$  information in order to reduce systematic errors from the  $\Delta t$  parameterization (though the yields are in excellent agreement for both fits). We use six discriminating variables:  $m_{\text{ES}}$ ,  $\Delta E$ ,  $\Delta t$ , the  $\pi^+\pi^-\pi^0$  invariant mass ( $m_\omega$ ), a Fisher discriminant  $\mathcal{F}$ , and  $\mathcal{H} \equiv |\cos\theta_H|$ . The Fisher discriminant combines five variables: the polar angles, with respect to the beam axis in the  $\Upsilon(4S)$  frame, of the  $B$  candidate momentum and of the  $B$  thrust axis; the tagging category; and the zeroth and second angular moments  $L_{0,2}$  of the energy flow about the  $B$  thrust axis. The moments are defined by  $L_k = \sum_i p_i \times |\cos\theta_i|^k$ , where  $p_i$  is the momentum of track or neutral cluster  $i$ ,  $\theta_i$  is its angle in the  $\Upsilon(4S)$  frame with respect to the  $B$  thrust axis and the sum excludes the  $B$  candidate daughters.

The helicity angle  $\theta_H$  is the angle, in the  $\omega$  rest frame, between the normal to the  $\omega$  decay plane and the  $B$  direction. For each species  $j$  (signal or background) and each tagging category  $c$ , we define a total probability density function (PDF) for event  $i$  as

$$\mathcal{P}_{j,c}^i \equiv \mathcal{P}_j(m_{\text{ES}}^i) \mathcal{P}_j(\Delta E^i) \mathcal{P}_j(\mathcal{F}^i) \mathcal{P}_j(m_\omega^i) \mathcal{P}_j(\mathcal{H}^i) \mathcal{P}_j(\Delta t^i, \sigma_{\Delta t}^i, c), \quad (2)$$

where  $\sigma_{\Delta t}^i$  is the error on  $\Delta t$  for the event  $i$ . With  $n_j$  defined to be the number of events of species  $j$  and  $f_{j,c}$  the fraction of events of species  $j$  for each category  $c$ , we write the extended likelihood function for all events belonging to category  $c$  as

$$\mathcal{L}_c = \exp\left(-\sum_j n_j f_{j,c}\right) \prod_i^{N_c} (n_{\text{sig}} f_{\text{sig},c} \mathcal{P}_{\text{sig},c}^i + n_{\text{bkg}} f_{\text{bkg},c} \mathcal{P}_{\text{bkg},c}^i), \quad (3)$$

where  $N_c$  is the total number of input events in category  $c$ . The total likelihood function for all categories is given as the product over the tagging categories. For the yield-only fits, we integrate over the tagging categories and the product is over the total number of events in the sample.

We maximize the likelihood function by varying a set of free parameters:  $S$ ;  $C$ ; signal and background yields; background shape of  $\mathcal{F}$ ,  $\Delta E$ ,  $m_{\text{ES}}$ , and  $\pi^+\pi^-\pi^0$  mass; the fractions of background events in each tagging category; and six parameters representing the background  $\Delta t$  shape. We determine the PDF parameters for signal from simulation except for  $\Delta t$ , where we use the  $B_{\text{flav}}$  data sample discussed in Sec. 3. For the continuum background we use  $(m_{\text{ES}}, \Delta E)$  sideband data to obtain initial values, before applying the fit to data in the signal region. We parameterize each of the functions  $\mathcal{P}_{\text{sig}}(m_{\text{ES}})$ ,  $\mathcal{P}_{\text{sig}}(\Delta E_k)$ ,  $\mathcal{P}_j(\mathcal{F})$ ,  $\mathcal{P}_{\text{sig}}(m_\omega)$  and real  $\omega$  component of  $\mathcal{P}_{\text{bkg}}(m_\omega)$  with either a Gaussian, the sum of two Gaussians or an asymmetric Gaussian function as required to describe the distribution. Slowly varying distributions (mass, energy or helicity-angle for continuum background and the combinatorial background component of  $\mathcal{P}_{\text{bkg}}(m_\omega)$ ) are represented by linear or quadratic dependencies. The peaking and combinatorial components of the background  $\pi^+\pi^-\pi^0$  mass spectrum each have their own  $\mathcal{H}$  shapes. The continuum background in  $m_{\text{ES}}$  is described by the function  $x\sqrt{1-x^2} \exp[-\xi(1-x^2)]$ , with  $x \equiv 2m_{\text{ES}}/\sqrt{s}$  and  $\xi$  as a free parameter. The background  $\Delta t$  shape is the sum of a core Gaussian convolved with an exponential function and two ‘‘tail’’ Gaussian functions. To verify the simulated resolutions in  $\Delta E$  and  $m_{\text{ES}}$ , we use large control samples of the decays  $B^- \rightarrow \pi^- D^0$  with  $D^0 \rightarrow K^- \pi^+ \pi^0$ , which have a topology similar to that of the signal. Where the control data samples reveal differences from MC in  $m_{\text{ES}}$  or  $\Delta E$ , we shift or scale the resolution function used in the likelihood fits.

Before applying the fitting procedure to the data to extract the signal yields we subject it to several tests. Internal consistency is checked with fits to ensembles of ‘‘experiments’’ generated by MC from the PDFs. From these we establish the number of parameters associated with the PDF shapes that can be left free in addition to the yields. Ensemble distributions of the fitted parameters verify that the generated values are reproduced with the expected resolution. The ensemble distribution of  $\ln \mathcal{L}$  itself provides a reference to check the goodness of fit of the final measurement once it has been performed.

We evaluate biases from our neglect of correlations among discriminating variables in the PDFs by fitting ensembles of simulated experiments. Each simulated experiment has the same number of events as the data for both background and signal; background events are generated from the background PDFs while signal events are taken from the fully simulated MC samples. We find a positive bias of  $7.3 \pm 0.5$  events. Since events from a weighted mixture of simulated  $B\bar{B}$  background decays are included, the bias we measure includes the effect of the neglect of  $B\bar{B}$  background in the fit.

## 7 Results

The results of the fits are shown in Table 1. The branching fraction is determined from the fit yield, corrected for the bias discussed above. The statistical error on the signal yield is equal to the change in value that corresponds to an increase of  $-2\ln\mathcal{L}$  by one unit from its minimum. The significance is equal to the square root of the difference between the value of  $-2\ln\mathcal{L}$  (with systematic uncertainties included) for zero signal and the value at its minimum. Results from simulated experiments suggest a possible underestimate of the fit error on  $S$  and  $C$ . To account for this effect, the statistical uncertainty for  $S$  and  $C$  have been increased by a factor of 1.07.

Table 1: Results from yield and  $\Delta t$  fits.

Quantity	Yield fit	$\Delta t$ fit
Events in ML fit	9145	8070
Fit signal yield	$96 \pm 14$	$92 \pm 13$
Efficiency ( $\epsilon$ )	0.21	—
$\prod \mathcal{B}_i$	0.31	—
$\epsilon \times \prod \mathcal{B}_i$	0.065	—
Significance	8.6	—
$\mathcal{B}(10^{-6})$	$5.9 \pm 1.0 \pm 0.4$	—
$S$	—	$0.50^{+0.34}_{-0.38}$
$C$	—	$-0.56^{+0.29}_{-0.27}$

In Fig. 2 we show projections onto  $m_{ES}$  and  $\Delta E$  of a subset of the data for which the signal likelihood (computed without the plotted variable) exceeds a threshold that optimizes the sensitivity. In Fig. 3, we show plots of the  $\Delta t$  distribution for  $B^0$ - and  $\bar{B}^0$ -tagged events and their difference.

## 8 Systematic Uncertainties and Crosschecks

### 8.1 Branching Fraction Fit

Most of the systematic uncertainties arising from lack of knowledge of the PDFs have been included in the statistical errors since most background parameters are free in the fits. For the signal the uncertainties in PDF parameters are estimated from the consistency of fits to MC and data in control modes. Varying the signal PDF parameters within these errors, we estimate the uncertainties in the signal PDFs to be 0.7 events. The uncertainty in the fit bias correction is conservatively taken to be half of the correction itself.

The above uncertainties are additive in nature. There are also multiplicative systematic errors that are comparable in size, primarily uncertainties in the efficiency. The latter, found from auxiliary studies, include an uncertainty in the absolute efficiencies for tracking (1.4%),  $\pi^0$  reconstruction (3.0%), and  $K_S^0$  reconstruction (2.1%). Our estimate of the systematic error in  $B$  counting is 1.1%. Published data [17] provide the uncertainties in the  $\omega$  product branching fractions (1%). The uncertainty in the efficiency of the  $\cos\theta_T$  requirement is 0.5%. The total systematic error on the branching fraction is  $0.4 \times 10^{-6}$ .

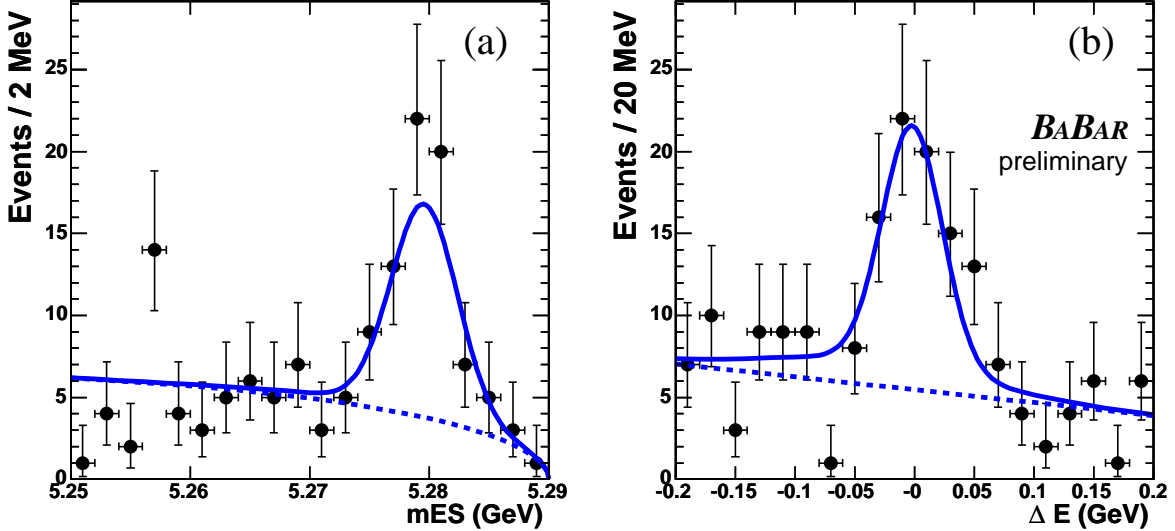


Figure 2: (a)  $m_{ES}$  and (b)  $\Delta E$  projections for  $B^0 \rightarrow \omega K_s^0$  for data subsets optimized from the signal likelihood. Points with error bars represent the data, solid curves the full fit functions, and dashed curves the background functions.

## 8.2 $\Delta t$ Fit

The contributions to the systematic uncertainties in  $S$  and  $C$  are summarized in Table 2. We evaluate the uncertainties associated with the PDF shapes by variation of the parameters describing each discriminating variable that is not free in the fit. Systematic errors associated with signal parameters ( $\Delta t$  resolution function, tagging fractions, and dilutions) are determined by varying their values within errors. Uncertainties due to  $\Delta m_d$  and  $\tau_B$  are obtained by varying these parameters by the uncertainty in their world average values [17]. All changes are combined in quadrature obtaining an error of 0.01 for both  $S$  and  $C$ .

We vary the SVT alignment parameters in the signal MC events by the size of misalignments found in the real data. The resulting uncertainty in both  $S$  and  $C$  is negligible.

For some tag-side  $B$  decays, there is interference between the CKM-suppressed  $\bar{b} \rightarrow \bar{u}c\bar{d}$  amplitude and the favored  $b \rightarrow c\bar{u}d$  amplitude. We use simulation, allowing the full range of variation of the relevant parameters, to estimate the systematic errors due to this effect to be negligible for  $S$  and 0.015 for  $C$ . An uncertainty of 0.02 in  $S$  and  $C$  is assigned to account for limitations of Monte Carlo statistics and modeling of the signal. The uncertainty in the effect of the neglect of the small  $B\bar{B}$  background is estimated to be less than 0.01 for both  $S$  and  $C$ . We find that the effects of the uncertainty in the position and size of the beam spot are negligible. The total systematic error is obtained by summing individual errors in quadrature.

When we fit with the value for  $C$  fixed to zero, we find a shift in  $S$  of 0.09, consistent with the correlation of  $\sim 20\%$  between these variables. We produce samples of pseudo-experiments generated with events produced to match the PDF distributions. From these samples, we verify that the fit bias on  $S$  and  $C$  is negligible and that there is a good agreement between expected and observed errors.

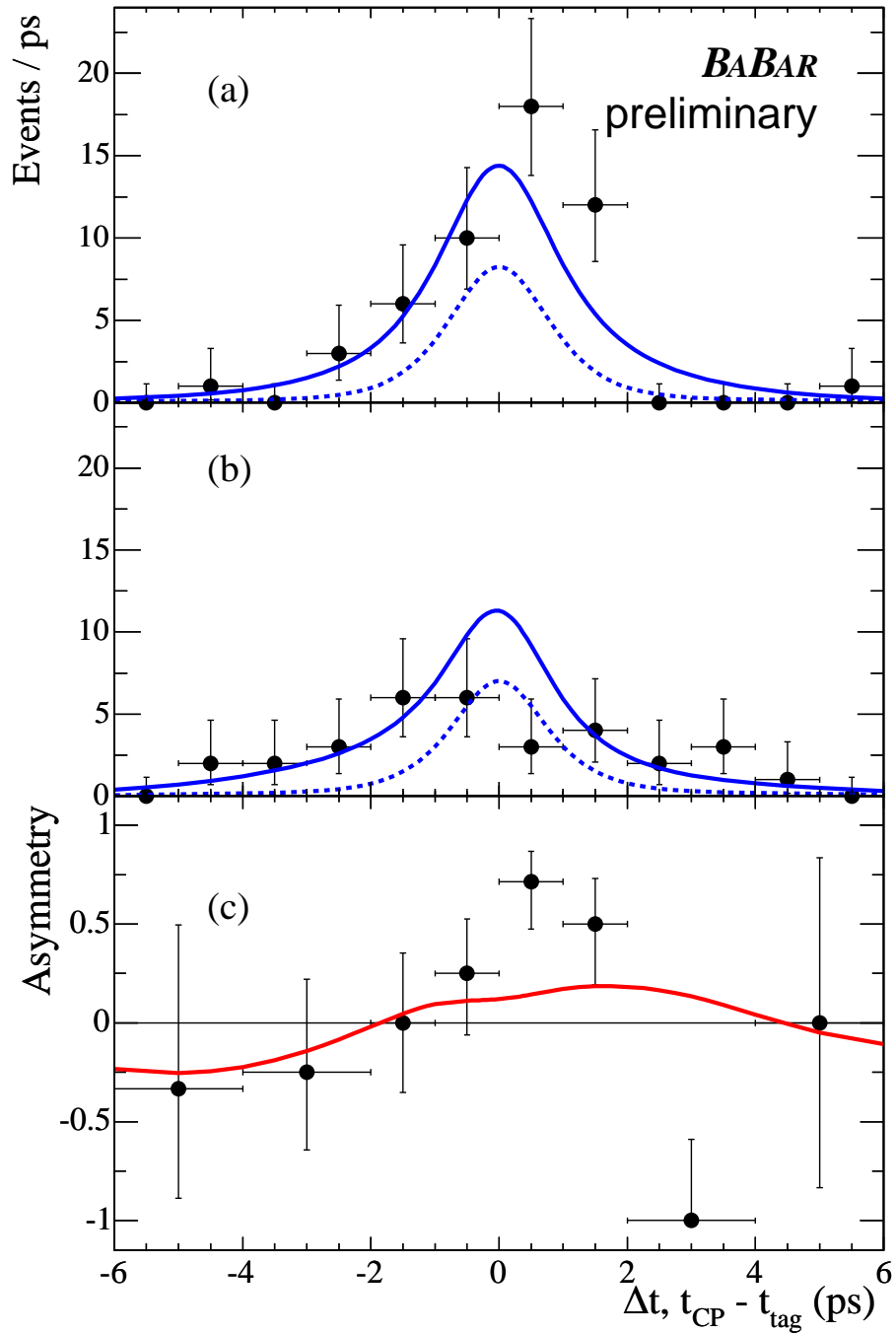


Figure 3: Projections onto  $\Delta t$ , showing the data (points with errors), fit function (solid line), and background function (dashed line), for (a)  $B^0$  and (b)  $\bar{B}^0$  tagged events and (c) the asymmetry between  $B^0$  and  $\bar{B}^0$  tags.

Table 2: Estimates of systematic errors.

Source of error	$\sigma(S)$	$\sigma(C)$
PDF Shapes	0.01	0.01
Tag-side interference	0.00	0.02
$\Delta t$ modeling	0.02	0.02
$B\bar{B}$ background	0.01	0.01
Total	0.02	0.03

## 9 Conclusion

We use a reconstructed signal sample of 96  $B^0 \rightarrow \omega K_s^0$  events to determine the branching fraction,  $\mathcal{B}(B^0 \rightarrow \omega K^0) = (5.9 \pm 1.0 \pm 0.4) \times 10^{-6}$ . This value is in good agreement with previous measurements and with the world-average value for the charged mode  $\mathcal{B}(B^+ \rightarrow \omega K^+) = 5.1 \pm 0.7$  [5]. This result is also in excellent agreement with the QCD factorization prediction modified by including final-state interactions [10] and with results from flavor-SU(3) fits to data for charmless  $B$  decays to PV final states [11].

We also measure the time-dependent CP-violating parameters to be  $S = 0.50_{-0.38}^{+0.34} \pm 0.02$  and  $C = -0.56_{-0.27}^{+0.29} \pm 0.03$ . The measurement of  $C$  is consistent with zero and  $S$  is in good agreement with the value of  $\sin 2\beta$  as measured in charmonium  $K^0$  decays [12]. The value for  $S$  is also in agreement with, but more precise than, the Belle measurement  $S = 0.75 \pm 0.64_{-0.16}^{+0.13}$  [4].

## 10 Acknowledgments

We are grateful for the extraordinary contributions of our PEP-II colleagues in achieving the excellent luminosity and machine conditions that have made this work possible. The success of this project also relies critically on the expertise and dedication of the computing organizations that support *BABAR*. The collaborating institutions wish to thank SLAC for its support and the kind hospitality extended to them. This work is supported by the US Department of Energy and National Science Foundation, the Natural Sciences and Engineering Research Council (Canada), Institute of High Energy Physics (China), the Commissariat à l’Energie Atomique and Institut National de Physique Nucléaire et de Physique des Particules (France), the Bundesministerium für Bildung und Forschung and Deutsche Forschungsgemeinschaft (Germany), the Istituto Nazionale di Fisica Nucleare (Italy), the Foundation for Fundamental Research on Matter (The Netherlands), the Research Council of Norway, the Ministry of Science and Technology of the Russian Federation, and the Particle Physics and Astronomy Research Council (United Kingdom). Individuals have received support from CONACyT (Mexico), the A. P. Sloan Foundation, the Research Corporation, and the Alexander von Humboldt Foundation.

## References

- [1] CLEO Collaboration, C. P. Jessop *et al.*, Phys. Rev. Lett. **85**, 2881 (2000).
- [2] The *BABAR* Collaboration, B. Aubert *et al.*, Phys. Rev. Lett. **92**, 061801 (2004).

- [3] The Belle Collaboration, K. Abe *et al.*, Phys. Rev. D **70**, 012001 (2004).
- [4] The Belle Collaboration, K. Abe *et al.*, hep-ex/0409049 (2004).
- [5] Heavy Flavor Averaging Group, rare sub-group (J.P. Alexander, P. Chang and J.G. Smith), ICHEP 2004 results at <http://www.slac.stanford.edu/xorg/hfag/rare/ichep04/charmless/index.html>. See also hep-ex/0412073.
- [6] A. Ali, G. Kramer, and C. D. Lü, Phys. Rev. D **58**, 094009 (1998).
- [7] Y. H. Chen *et al.*, Phys. Rev. D **60**, 094014 (1999).
- [8] N.G. Deshpande, B. Dutta, and Sechul Oh, Phys. Lett. B **473**, 141 (2000).
- [9] M. Beneke and M. Neubert, Nucl. Phys. B **675**, 333 (2003).
- [10] H-Y. Cheng, C-K. Chua, and A. Soni, hep-ph/0502235 (2005).
- [11] C.-W. Chiang *et al.*, Phys. Rev. D **69**, 034001 (2004).
- [12] BABAR Collaboration, B. Aubert *et al.*, hep-ex/0408127 (2004).
- [13] Heavy Flavor Averaging Group, Unitarity Triangle sub-group (T. Gershon, A. Hocker and A. Stocchi), ICHEP 2004 results at <http://www.slac.stanford.edu/xorg/hfag/triangle/ichep2004/index.shtml>. See also hep-ex/0412073.
- [14] D. London and A. Soni, Phys. Lett. B **407**, 61 (1997).
- [15] M. Gronau, Y. Grossman, J. L. Rosner, Phys. Lett. B **579**, 331 (2004).
- [16] BABAR Collaboration, B. Aubert *et al.*, Nucl. Instr. Methods Phys. Res., Sect. A **479**, 1 (2002).
- [17] Particle Data Group, S. Eidelman *et al.*, Phys. Lett. B **592**, 1 (2004).
- [18] The BABAR detector Monte Carlo simulation is based on GEANT4: S. Agostinelli *et al.*, Nucl. Instr. Methods Phys. Res., Sect. A **506**, 250 (2003).