

W/Z PRODUCTION CROSS SECTIONS AND ASYMMETRIES AT $E_{CM} = 2TEV$

A. Bellavance for the DØ and CDF collaborations
*Department of Physics & Astronomy, University of Nebraska at Lincoln,
116 Brace Laboratory, Lincoln, NE, 68588-0111, USA,
bellavan@fnal.gov*



The most recent results for W and Z boson production cross sections and asymmetries are presented from the CDF and DØ collaborations using Run II data taken at the Fermi National Accelerator Laboratory (FNAL) Tevatron. Data set sizes range from $72pb^{-1}$ to $226pb^{-1}$, and results range from published to preliminary. Results presented agree with the Standard Model and world averages within errors.

1 Motivation

Decays of W and Z bosons into leptons provide some of the cleanest and simplest processes with which to study electroweak interactions in the Standard Model (SM). They provide: data with which one can gain a better understanding of the resolutions and efficiencies of one's detector and triggers; cross sections to which other processes can be normalized; and experimental tests of the validity of some SM parameters.

2 DØ and CDF Detectors and Analysis Methods

CDF and DØ are experiments studying proton-antiproton collisions at a center of mass energy (E_{CM}) of $1.96TeV$ ("Run II"). Both detectors have a cylindrical geometry around a proton-antiproton interaction region, and both have undergone extensive upgrades since Run I data was collected at E_{CM} of $1.8TeV$. Upgrade details have been published¹.

These analyses focus on lepton decay channels. The Z boson events are required to have two energetic leptons. The W boson events are required to have one energetic lepton, and missing transverse energy (\cancel{E}_T) as evidence of the undetected neutrino. The majority of the backgrounds are from QCD processes, with levels estimated using QCD dijet data. Main systematic

uncertainties are from parton distribution functions (PDFs) (1-2%). Luminosity measurement uncertainties are about 6%, and are not considered as part of the other systematic uncertainties.

Electrons are required to have an isolated electromagnetic (EM) calorimeter cluster with a matching track. For muons, an isolated track is required that matches to an isolated calorimeter MIP or muon system track segment, and an appropriate timing coincidence and impact parameter are required. For the tau channel, one or three isolated tracks plus a narrow jet and reconstructible neutral pions are required. Hadronic decay products that reconstruct to the tau mass are preferred through cuts or neural network parameters.

3 Z Boson Cross Sections

3.1 $Z \rightarrow ee$ Cross Section

To select $Z \rightarrow ee$ events, both experiments require two EM objects with transverse energies (E_T) greater than 25GeV . The pseudorapidity (η) range selected by CDF for this study goes out to ± 2.8 , which includes both the central and plug calorimeters. The results from DØ have an η range of ± 1.05 , which includes only the central calorimeter. The largest background (about 2%) comes from QCD dijet events. Dominant systematic uncertainties for this decay channel come from PDFs and electron identification, each at about 1.5%.

DØ has released preliminary results for a 177pb^{-1} data set², and the resulting cross section is given in (1). The two electron invariant mass for this data set is shown in Fig. 1. CDF has published results for 72pb^{-1} of data³, and the resulting cross section is given in (2).

$$\text{DØ} : \sigma \times \mathcal{B}(Z \rightarrow ee) = 264.9 \pm 3.9_{\text{stat}} \pm 9.9_{\text{sys}} \pm 17.2_{\text{lum}} \text{ pb} \quad (1)$$

$$\text{CDF} : \sigma \times \mathcal{B}(Z \rightarrow ee) = 255.8 \pm 3.9_{\text{stat}} \pm 5.5_{\text{sys}} \pm 15_{\text{lum}} \text{ pb} \quad (2)$$

3.2 $Z \rightarrow \mu\mu$ Cross Section

$Z \rightarrow \mu\mu$ events are selected by requiring two muon objects with a minimum transverse momentum (p_T). For DØ the cut was $p_T > 15\text{GeV}/c$ and for CDF the cut was $p_T > 20\text{GeV}/c$. Backgrounds are at the 1% level and include QCD events and $Z \rightarrow \tau\tau$ decays. The largest systematic uncertainties for DØ come from PDFs and a Drell-Yan correction, each at about 1.5%. The CDF analysis does not apply a Drell-Yan correction, but does include PDF uncertainties.

Both the DØ and the CDF most recent results for this decay channel are preliminary, using data sets of 148pb^{-1} and 194pb^{-1} , respectively^{5,6}. The cross sections are given in (3) and (4) and plots of the invariant two-muon reconstructed mass are shown in Figs. 2 and 3.

$$\text{DØ} : \sigma \times \mathcal{B}(Z \rightarrow \mu\mu) = 291.3 \pm 3.0_{\text{stat}} \pm 6.9_{\text{sys}} \pm 18.9_{\text{lum}} \text{ pb} \quad (3)$$

$$\text{CDF} : \sigma \times \mathcal{B}(p\bar{p} \rightarrow Z/\gamma^* \rightarrow \mu\mu) = 253.1 \pm 4.2_{\text{stat}} \left(\begin{smallmatrix} +8.3 \\ -6.4 \end{smallmatrix} \right)_{\text{sys}} \pm 15.2_{\text{lum}} \text{ pb} \quad (4)$$

3.3 $Z \rightarrow \tau\tau$ Cross Section

To distinguish taus from other leptons, both CDF and DØ require that one tau decay leptonically (into $e\nu_e\nu_\tau$ or $\mu\nu_\mu\nu_\tau$), and the other decay hadronically (into $(1 \text{ or } 3)\pi^\pm\nu_\tau + N\pi^0$) for $Z \rightarrow \tau\tau$ events. DØ also requires that the taus have opposite charges. The largest backgrounds for this decay channel are dijet events (about 10%) and other leptonic Z decays (about 6%).

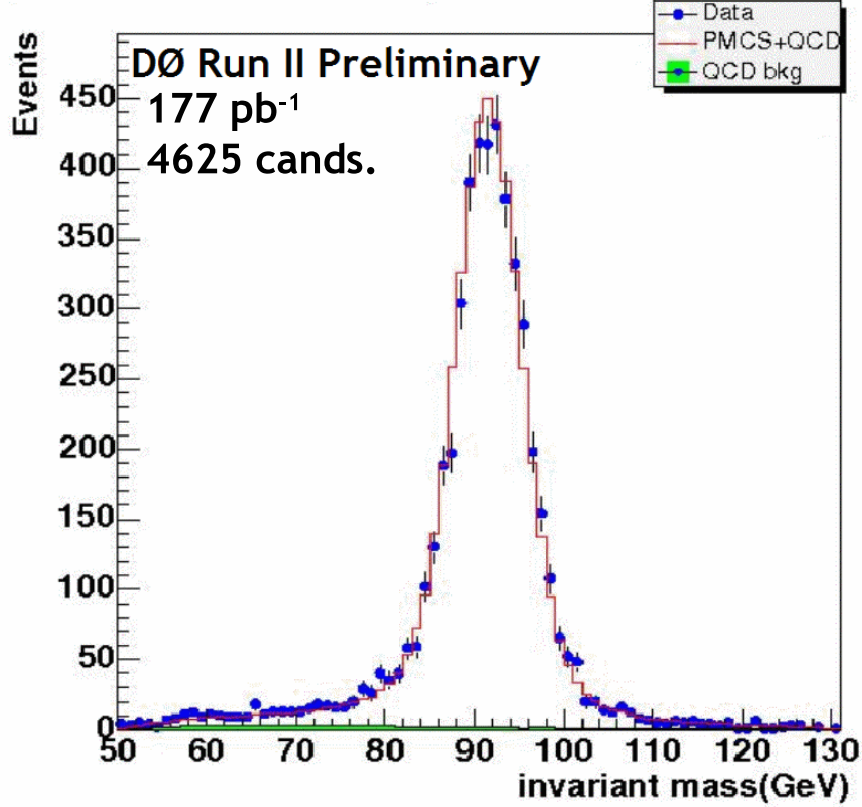


Figure 1: The two electron invariant mass of $Z \rightarrow ee$ events from 177pb^{-1} of DØ data², with $|\eta| < 1.05$.

Cross sections for $Z \rightarrow \tau\tau$ are given in (5) and (6) for 226pb^{-1} and 72pb^{-1} of data, respectively. Details are available in publications for both DØ⁷ and CDF⁸. Leptonic Z cross section results are compared in Fig. 4.

$$\text{DØ} : \sigma \times \mathcal{B}(Z \rightarrow \tau\tau) = 237 \pm 15_{\text{stat}} \pm 18_{\text{sys}} \pm 15_{\text{lum}}\text{pb} \quad (5)$$

$$\text{CDF} : \sigma \times \mathcal{B}(p\bar{p} \rightarrow Z/\gamma^* \rightarrow \tau\tau) = 242 \pm 48_{\text{stat}} \pm 26_{\text{sys}} \pm 15_{\text{lum}}\text{pb} \quad (6)$$

4 W Boson Cross Sections

4.1 $W \rightarrow e\nu$ Cross Section

To identify $W \rightarrow e\nu$ decays, both experiments required an electron with E_T greater than 25GeV that matched to a track. DØ loosened this requirement to 20GeV for electrons in the central region of their detector. \cancel{E}_T of more than 25GeV is also required. The most significant backgrounds are QCD dijet events and $Z \rightarrow ee$ events at about 2% each. The largest uncertainties come from PDFs and electron identification at about 1.5% each.

CDF has results for a 72pb^{-1} data set³ that gives the cross section in (7) for the central part of their detector. DØ finds the cross section given in (8) for 177pb^{-1} of data².

$$\text{CDF} : \sigma \times \mathcal{B}(W \rightarrow e\nu) = 2780 \pm 14_{\text{stat}} \pm 60_{\text{sys}} \pm 166_{\text{lum}}\text{pb} \quad (7)$$

$$\text{DØ} : \sigma \times \mathcal{B}(W \rightarrow e\nu) = 2865 \pm 8.3_{\text{stat}} \pm 76_{\text{sys}} \pm 186_{\text{lum}}\text{pb} \quad (8)$$

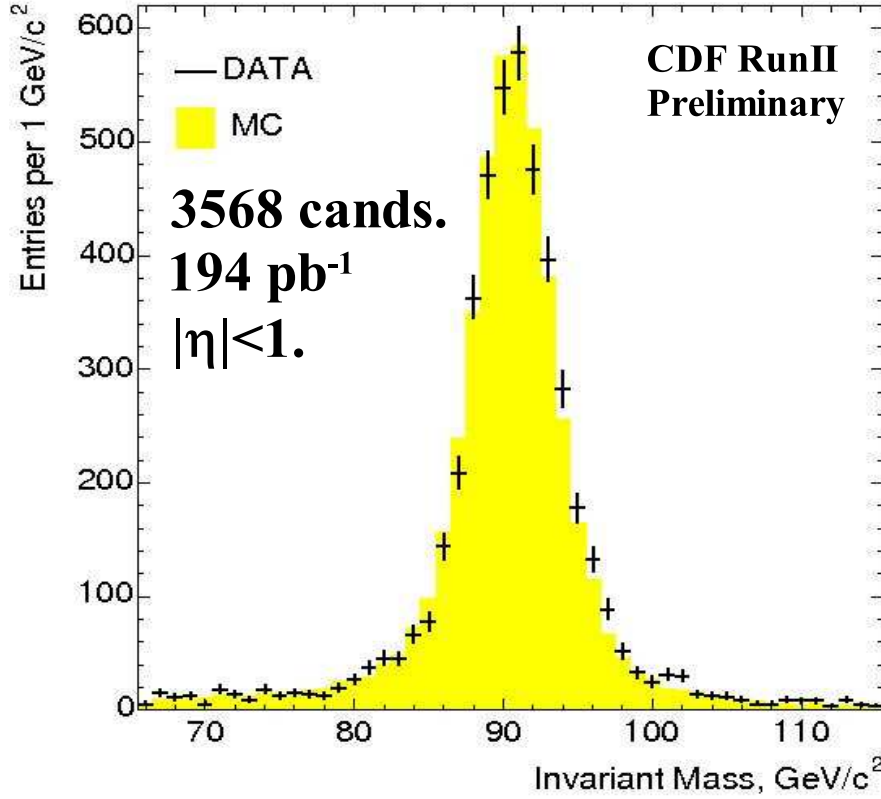


Figure 2: The two muon invariant mass of $Z \rightarrow \mu\mu$ events from 194pb^{-1} of CDF data⁶, with $|\eta| < 1$.

4.2 $W \rightarrow \mu\nu$ Cross Section

DØ and CDF both require $W \rightarrow \mu\nu$ events to have a muon track with p_T greater than 20GeV and \cancel{E}_T greater than 20GeV . The largest backgrounds come from similar types of decays ($Z \rightarrow \mu\mu$ and $W \rightarrow \tau\nu$ at about 6%), and from QCD b-jets (about 1% as calculated from data). The largest systematic uncertainties come from efficiencies (about 1.5%) and PDFs (about 1%).

CDF has a result for 194pb^{-1} of data⁶ that results in the cross section given in (9). DØ has a preliminary cross section given in (10) for 96pb^{-1} of data¹⁰.

$$\text{CDF} : \sigma \times \mathcal{B}(W \rightarrow \mu\nu) = 2786 \pm 12_{\text{stat}} \pm (^{+65}_{-55})_{\text{sys}} \pm 166_{\text{lum}}\text{pb} \quad (9)$$

$$\text{DØ} : \sigma \times \mathcal{B}(W \rightarrow \mu\nu) = 2989 \pm 15_{\text{stat}} \pm 81_{\text{sys}} \pm 194_{\text{lum}}\text{pb} \quad (10)$$

4.3 $W \rightarrow \tau\nu$ Cross Section

To identify $W \rightarrow \tau\nu$ events, CDF requires the E_T of the tau to be greater than 25GeV and a corresponding \cancel{E}_T of 25GeV . The largest uncertainty is from tau identification at about 6% and the largest backgrounds are from QCD dijets (about 15%) and $W \rightarrow e\nu$ decays (about 4%). The cross section calculated from 72pb^{-1} of data⁸ is given in (11). Leptonic W cross section results are compared in Fig. 6. DØ is working on the $W \rightarrow \tau\nu$ cross section for Run II data.

$$\text{CDF} : \sigma \times \mathcal{B}(W \rightarrow \tau\nu) = 2620 \pm 70_{\text{stat}} \pm 210_{\text{sys}} \pm 160_{\text{lum}}\text{pb} \quad (11)$$

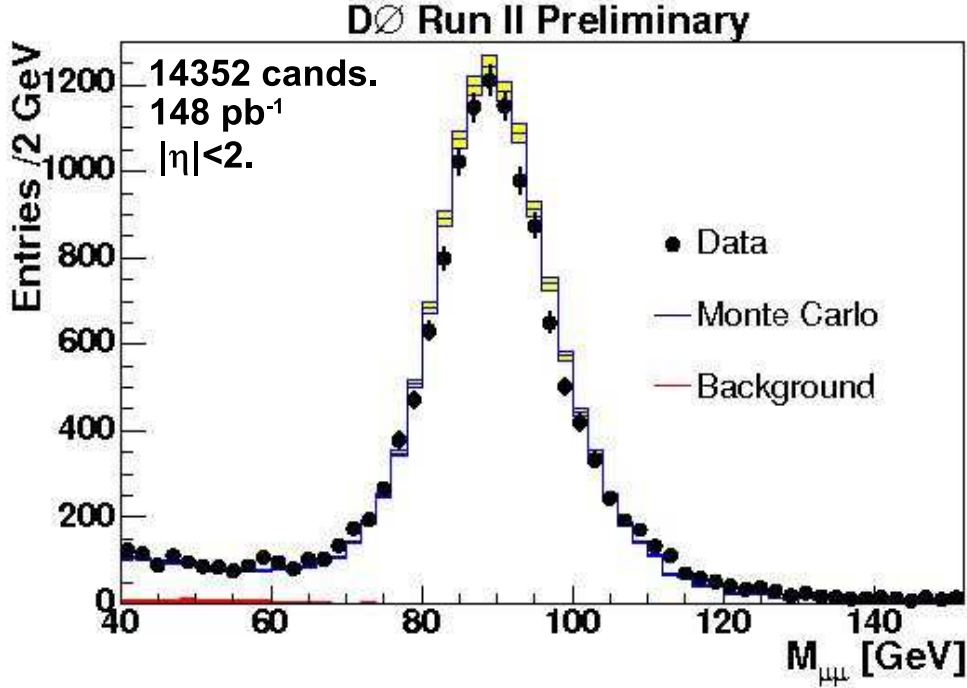


Figure 3: The two muon invariant mass of $Z \rightarrow \mu\mu$ events from 148pb^{-1} of DØ data⁵, with $|\eta| < 2$.

5 Drell-Yan+Z forward/backward Asymmetry

One can further test SM predictions by looking at the difference in lepton production in the proton direction versus that in the antiproton direction. The SM vector and axial-vector couplings of quarks and leptons to Z bosons and virtual photons predicts an asymmetry in the forward and backward cross sections (A_{fb}) of the process $q\bar{q} \rightarrow Z/\gamma^* \rightarrow ee$ versus the two electron invariant mass. See CDF's published article for the Drell-Yan+Z A_{fb} analysis of their 72pb^{-1} data set¹¹. DØ has recently approved the analysis of 177pb^{-1} of data¹², and their A_{fb} result is shown in Fig. 7.

6 W Charge Asymmetry

By improving PDFs, systematic uncertainties can be reduced. The u quark of the proton carries a higher fraction of the particle's momentum than the d quark, resulting in W^+ s being boosted in the proton direction at hadron colliders. Measuring the resulting W charge asymmetry can be used to improve the u and d PDFs. CDF has a new result for 170pb^{-1} of data¹³. Plots of asymmetry versus pseudorapidity for several transverse energy ranges are shown in Fig. 8.

7 Summary

All results presented agree with SM predictions within errors. These results also show the DØ and CDF collaborations are making good progress in measuring electroweak parameter values, gaining better understanding of their detectors and laying the groundwork necessary for more complex analyses.

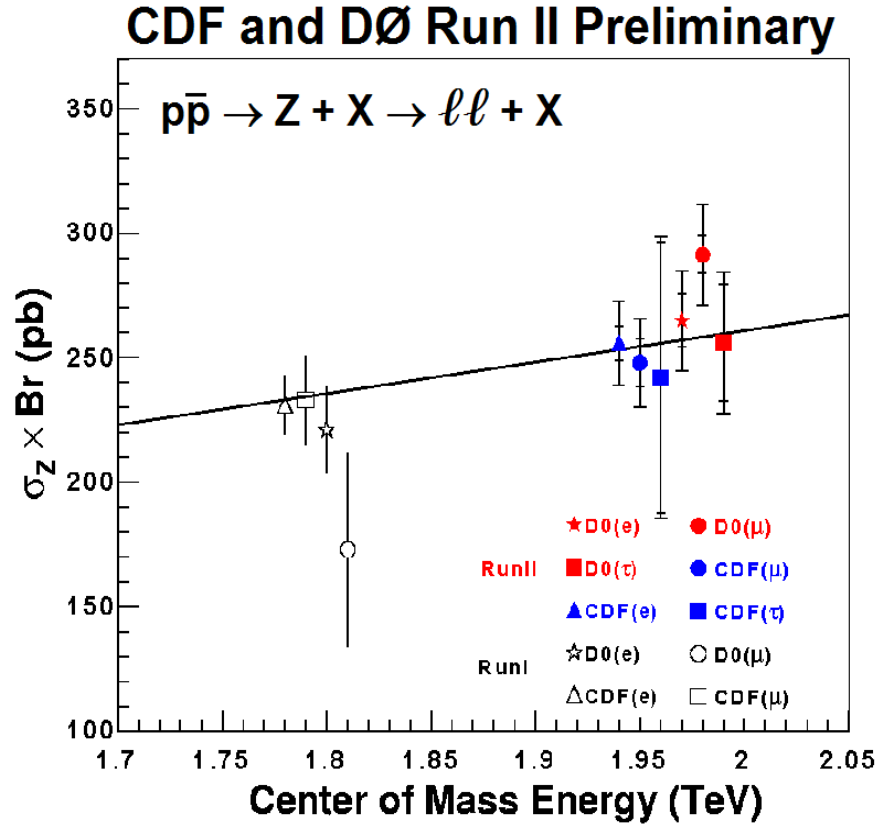


Figure 4: Summary of Z boson cross section measurements⁹ from CDF and DØ. Data was taken at 1.8TeV or 1.96TeV - points are spread for ease of reading. The line is a Standard Model prediction⁴.

References

1. T. LeCompte and H. T. Diehl, *Ann. Rev. Nucl. Part. Sci.* **50**, 71 (2000).
2. The DØ Collaboration, **DØ Conference Note 4403**, August 12, 2004.
3. D. Acosta *et al.* [CDF II Collaboration], *Phys. Rev. Lett.* **94**, 091803 (2005) [arXiv:hep-ex/0406078].
4. R. Hamberg, W. L. van Neerven and T. Matsuura, *Nucl. Phys. B* **359**, 343 (1991) [Erratum-ibid. B **644**, 403 (2002)].
5. The DØ Collaboration, **DØ Public Note 4573**, August 11, 2004.
6. A. V. Varganov, FERMILAB-THESIS-2004-39
7. V. M. Abazov *et al.* [DØ Collaboration], *Phys. Rev. D* **71**, 072004 (2005) [arXiv:hep-ex/0412020].
8. A. Safonov [the CDF collaboration], *Nucl. Phys. Proc. Suppl.* **144**, 323 (2005).
9. The DØ Collaboration, **DØ Conference Note 4537**, August 11, 2004.
10. The DØ Collaboration, **DØ Note 4750**, March 7, 2005.
11. D. Acosta *et al.* [CDF Collaboration], *Phys. Rev. D* **71**, 052002 (2005) [arXiv:hep-ex/0411059].
12. The DØ Collaboration, **DØ Conference Note 4757**, March 10, 2005.
13. D. Acosta *et al.* [CDF Collaboration], *Phys. Rev. D* **71**, 051104 (2005) [arXiv:hep-ex/0501023].

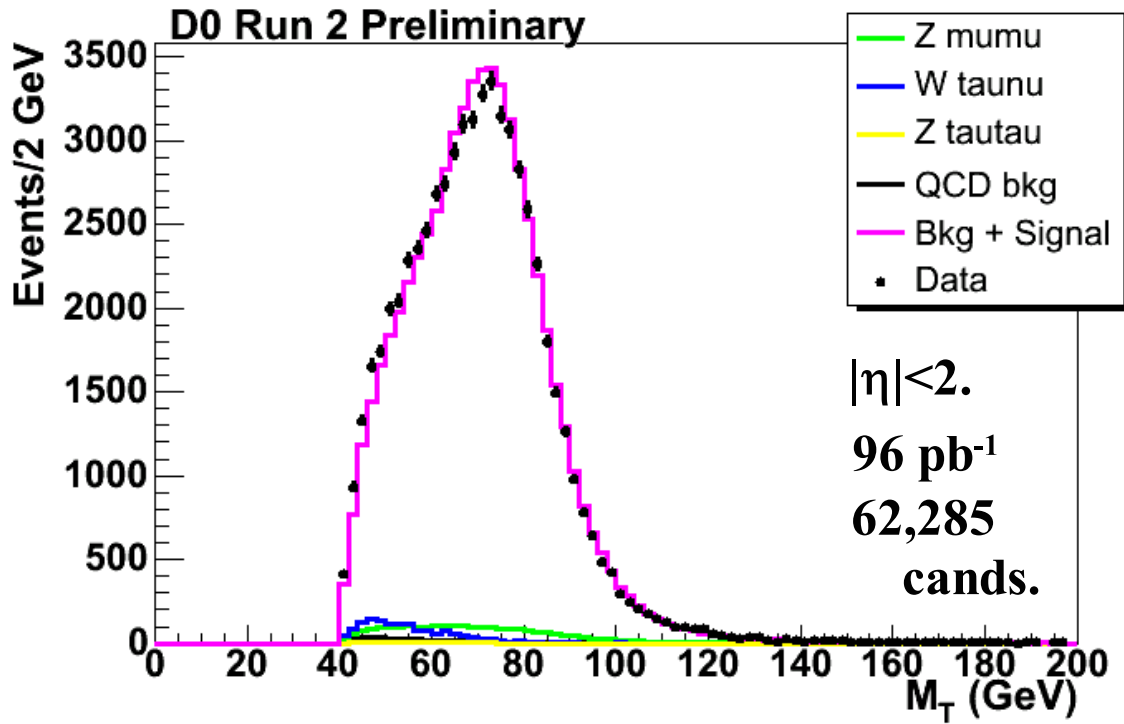


Figure 5: The transverse mass of $W \rightarrow \mu\nu$ events from 96pb^{-1} of DØ data¹⁰, with $|\eta| < 2$.

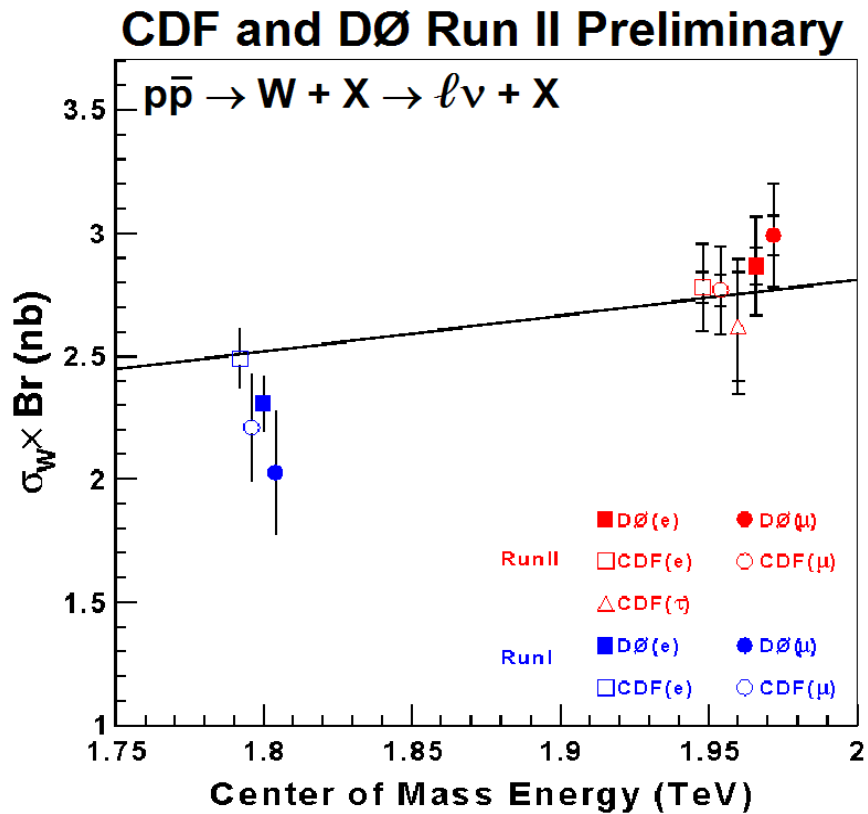


Figure 6: Summary of W boson cross section measurements¹⁰ from DØ and CDF. Data was taken at 1.8TeV or 1.96TeV - points are spread for ease of reading. The line is a Standard Model prediction⁴.

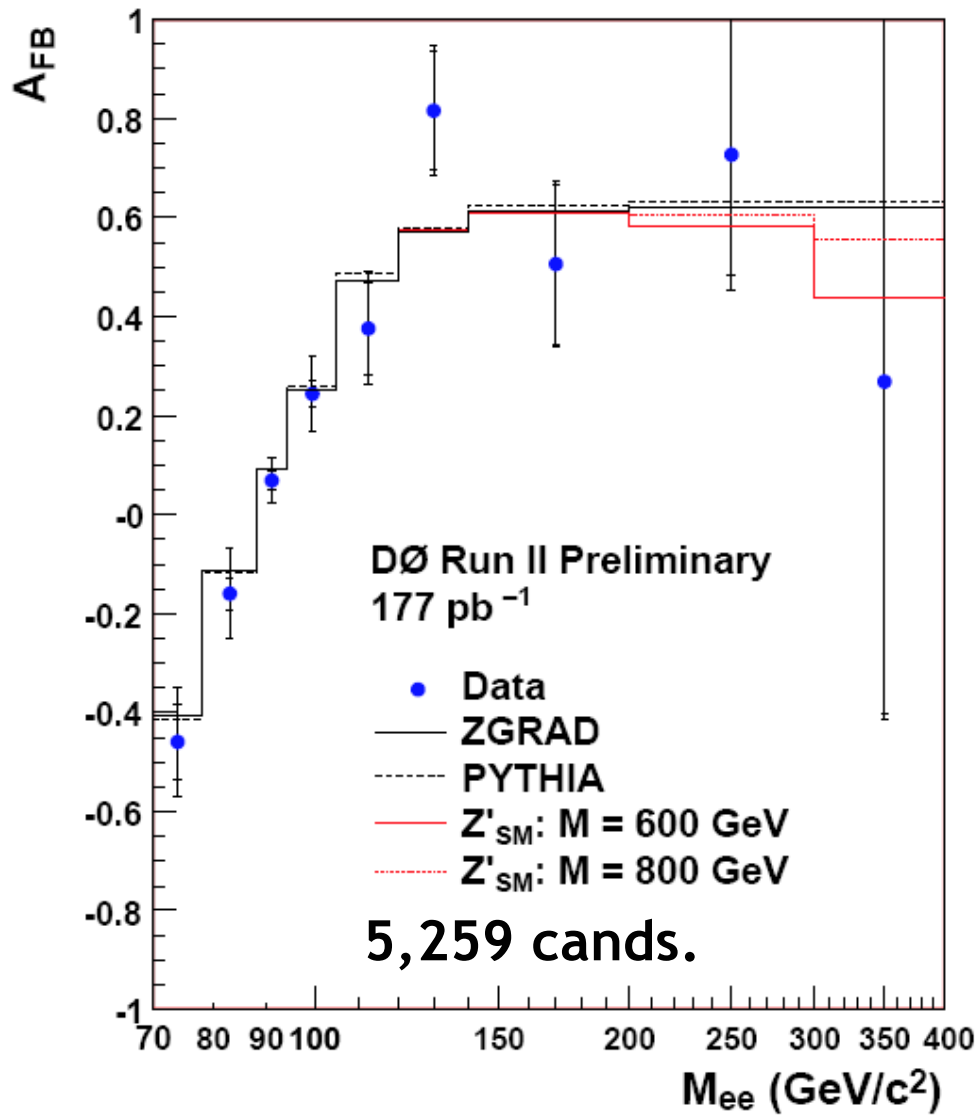


Figure 7: The $Z \rightarrow ee$ forward-backward asymmetry in 177pb^{-1} of DØ Run II data¹².

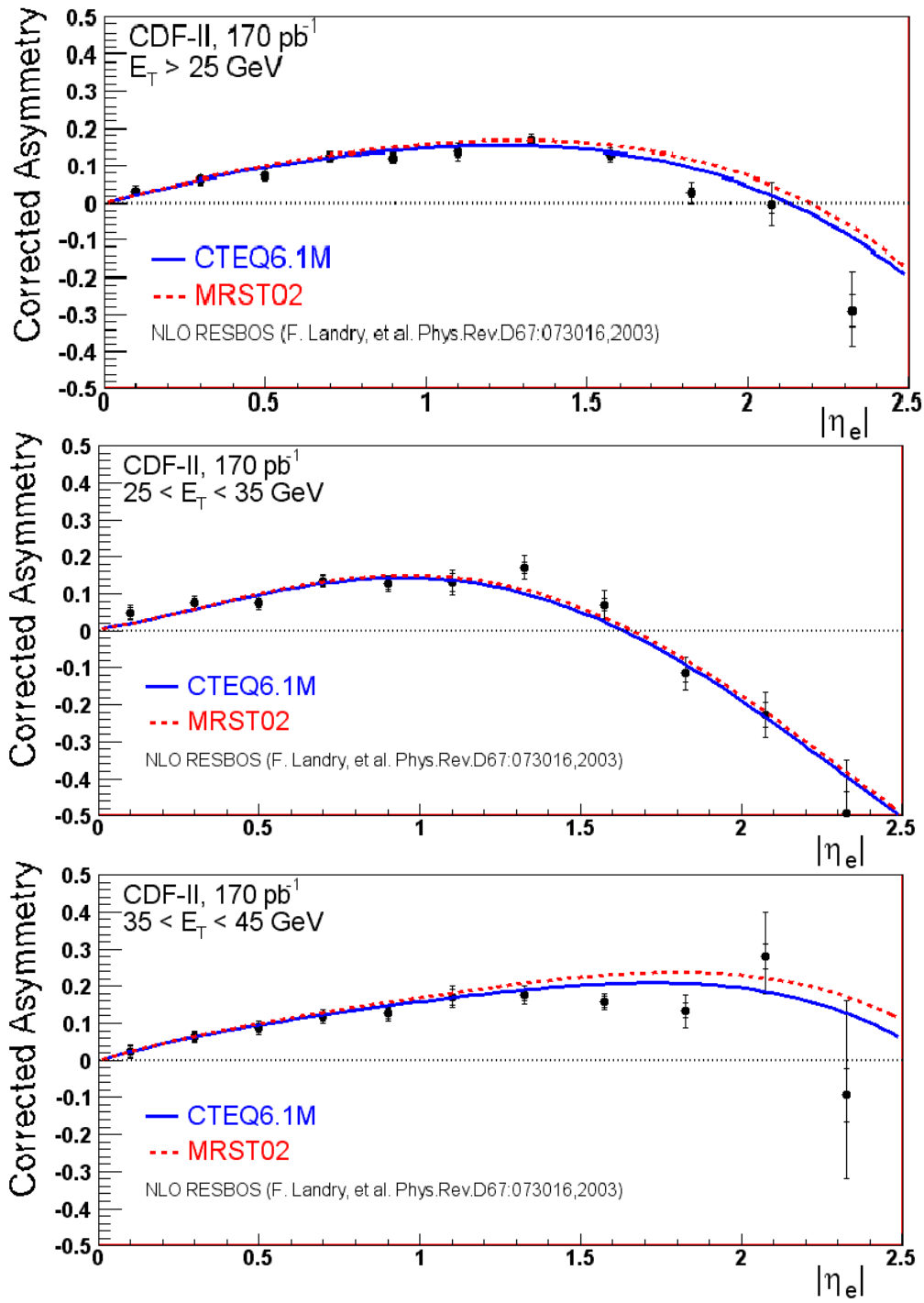


Figure 8: The W charge asymmetry in 170pb^{-1} of CDF Run II data¹³, broken down by E_T range.