

# Search for Lepton and Baryon Number Violating $\tau^-$ Decays into $\bar{\Lambda}\pi^-$ and $\Lambda\pi^-$

Y. Miyazaki,<sup>19</sup> K. Abe,<sup>6</sup> K. Abe,<sup>40</sup> I. Adachi,<sup>6</sup> H. Aihara,<sup>42</sup> K. Arinstein,<sup>1</sup> Y. Asano,<sup>46</sup> V. Aulchenko,<sup>1</sup> T. Aushev,<sup>10</sup> S. Bahinipati,<sup>4</sup> A. M. Bakich,<sup>37</sup> V. Balagura,<sup>10</sup> E. Barberio,<sup>18</sup> I. Bedny,<sup>1</sup> U. Bitenc,<sup>11</sup> I. Bizjak,<sup>11</sup> S. Blyth,<sup>21</sup> A. Bondar,<sup>1</sup> A. Bozek,<sup>24</sup> M. Bračko,<sup>6,17,11</sup> J. Brodzicka,<sup>24</sup> T. E. Browder,<sup>5</sup> P. Chang,<sup>23</sup> Y. Chao,<sup>23</sup> A. Chen,<sup>21</sup> K.-F. Chen,<sup>23</sup> W. T. Chen,<sup>21</sup> B. G. Cheon,<sup>3</sup> R. Chistov,<sup>10</sup> Y. Choi,<sup>36</sup> A. Chuvikov,<sup>32</sup> S. Cole,<sup>37</sup> J. Dalseno,<sup>18</sup> M. Danilov,<sup>10</sup> M. Dash,<sup>47</sup> L. Y. Dong,<sup>8</sup> A. Drutskoy,<sup>4</sup> S. Eidelman,<sup>1</sup> Y. Enari,<sup>19</sup> D. Epifanov,<sup>1</sup> S. Fratina,<sup>11</sup> N. Gabyshev,<sup>1</sup> A. Garmash,<sup>32</sup> T. Gershon,<sup>6</sup> A. Go,<sup>21</sup> G. Gokhroo,<sup>38</sup> B. Golob,<sup>16,11</sup> A. Gorišek,<sup>11</sup> H. C. Ha,<sup>13</sup> K. Hayasaka,<sup>19</sup> H. Hayashii,<sup>20</sup> M. Hazumi,<sup>6</sup> T. Hokuue,<sup>19</sup> Y. Hoshi,<sup>40</sup> S. Hou,<sup>21</sup> W.-S. Hou,<sup>23</sup> T. Iijima,<sup>19</sup> K. Ikado,<sup>19</sup> A. Imoto,<sup>20</sup> K. Inami,<sup>19</sup> A. Ishikawa,<sup>6</sup> R. Itoh,<sup>6</sup> Y. Iwasaki,<sup>6</sup> J. H. Kang,<sup>48</sup> J. S. Kang,<sup>13</sup> P. Kapusta,<sup>24</sup> N. Katayama,<sup>6</sup> H. Kawai,<sup>2</sup> T. Kawasaki,<sup>26</sup> H. R. Khan,<sup>43</sup> H. Kichimi,<sup>6</sup> H. J. Kim,<sup>14</sup> J. H. Kim,<sup>36</sup> S. K. Kim,<sup>34</sup> S. M. Kim,<sup>36</sup> S. Korpar,<sup>17,11</sup> P. Križan,<sup>16,11</sup> P. Krokovny,<sup>1</sup> R. Kulasiri,<sup>4</sup> C. C. Kuo,<sup>21</sup> A. Kuzmin,<sup>1</sup> Y.-J. Kwon,<sup>48</sup> G. Leder,<sup>9</sup> S. E. Lee,<sup>34</sup> T. Lesiak,<sup>24</sup> S.-W. Lin,<sup>23</sup> D. Liventsev,<sup>10</sup> G. Majumder,<sup>38</sup> F. Mandl,<sup>9</sup> T. Matsumoto,<sup>44</sup> A. Matyja,<sup>24</sup> Y. Mikami,<sup>41</sup> W. Mitaroff,<sup>9</sup> K. Miyabayashi,<sup>20</sup> H. Miyake,<sup>29</sup> H. Miyata,<sup>26</sup> G. R. Moloney,<sup>18</sup> T. Nagamine,<sup>41</sup> Y. Nagasaka,<sup>7</sup> E. Nakano,<sup>28</sup> M. Nakao,<sup>6</sup> H. Nakazawa,<sup>6</sup> Z. Natkaniec,<sup>24</sup> S. Nishida,<sup>6</sup> O. Nitoh,<sup>45</sup> S. Ogawa,<sup>39</sup> T. Ohshima,<sup>19</sup> T. Okabe,<sup>19</sup> S. Okuno,<sup>12</sup> S. L. Olsen,<sup>5</sup> Y. Onuki,<sup>26</sup> W. Ostrowicz,<sup>24</sup> H. Ozaki,<sup>6</sup> P. Pakhlov,<sup>10</sup> H. Palka,<sup>24</sup> C. W. Park,<sup>36</sup> N. Parslow,<sup>37</sup> R. Pestotnik,<sup>11</sup> L. E. Piilonen,<sup>47</sup> A. Poluektov,<sup>1</sup> N. Root,<sup>1</sup> M. Rozanska,<sup>24</sup> Y. Sakai,<sup>6</sup> N. Sato,<sup>19</sup> N. Satoyama,<sup>35</sup> K. Sayeed,<sup>4</sup> T. Schietinger,<sup>15</sup> O. Schneider,<sup>15</sup> M. E. Sevier,<sup>18</sup> H. Shibuya,<sup>39</sup> B. Shwartz,<sup>1</sup> V. Sidorov,<sup>1</sup> A. Somov,<sup>4</sup> S. Stanič,<sup>27</sup> M. Starič,<sup>11</sup> K. Sumisawa,<sup>29</sup> T. Sumiyoshi,<sup>44</sup> S. Y. Suzuki,<sup>6</sup> O. Tajima,<sup>6</sup> F. Takasaki,<sup>6</sup> K. Tamai,<sup>6</sup> M. Tanaka,<sup>6</sup> G. N. Taylor,<sup>18</sup> Y. Teramoto,<sup>28</sup> X. C. Tian,<sup>31</sup> T. Tsuboyama,<sup>6</sup> T. Tsukamoto,<sup>6</sup> S. Uehara,<sup>6</sup> T. Uglov,<sup>10</sup> S. Uno,<sup>6</sup> P. Urquijo,<sup>18</sup> G. Varner,<sup>5</sup> S. Villa,<sup>15</sup> C. C. Wang,<sup>23</sup> C. H. Wang,<sup>22</sup> Y. Watanabe,<sup>43</sup> E. Won,<sup>13</sup> Q. L. Xie,<sup>8</sup> A. Yamaguchi,<sup>41</sup> Y. Yamashita,<sup>25</sup> M. Yamauchi,<sup>6</sup> J. Ying,<sup>31</sup> J. Zhang,<sup>6</sup> L. M. Zhang,<sup>33</sup> Z. P. Zhang,<sup>33</sup> V. Zhilich,<sup>1</sup> and D. Zürcher<sup>15</sup>

(The Belle Collaboration)

<sup>1</sup>*Budker Institute of Nuclear Physics, Novosibirsk*

<sup>2</sup>*Chiba University, Chiba*

<sup>3</sup>*Chonnam National University, Kwangju*

<sup>4</sup>*University of Cincinnati, Cincinnati, Ohio 45221*

<sup>5</sup>*University of Hawaii, Honolulu, Hawaii 96822*

<sup>6</sup>*High Energy Accelerator Research Organization (KEK), Tsukuba*

<sup>7</sup>*Hiroshima Institute of Technology, Hiroshima*

<sup>8</sup>*Institute of High Energy Physics, Chinese Academy of Sciences, Beijing*

<sup>9</sup>*Institute of High Energy Physics, Vienna*

<sup>10</sup>*Institute for Theoretical and Experimental Physics, Moscow*

<sup>11</sup>*J. Stefan Institute, Ljubljana*

- <sup>12</sup>*Kanagawa University, Yokohama*
- <sup>13</sup>*Korea University, Seoul*
- <sup>14</sup>*Kyungpook National University, Taegu*
- <sup>15</sup>*Swiss Federal Institute of Technology of Lausanne, EPFL, Lausanne*
- <sup>16</sup>*University of Ljubljana, Ljubljana*
- <sup>17</sup>*University of Maribor, Maribor*
- <sup>18</sup>*University of Melbourne, Victoria*
- <sup>19</sup>*Nagoya University, Nagoya*
- <sup>20</sup>*Nara Women's University, Nara*
- <sup>21</sup>*National Central University, Chung-li*
- <sup>22</sup>*National United University, Miao Li*
- <sup>23</sup>*Department of Physics, National Taiwan University, Taipei*
- <sup>24</sup>*H. Niewodniczanski Institute of Nuclear Physics, Krakow*
- <sup>25</sup>*Nippon Dental University, Niigata*
- <sup>26</sup>*Niigata University, Niigata*
- <sup>27</sup>*Nova Gorica Polytechnic, Nova Gorica*
- <sup>28</sup>*Osaka City University, Osaka*
- <sup>29</sup>*Osaka University, Osaka*
- <sup>30</sup>*Panjab University, Chandigarh*
- <sup>31</sup>*Peking University, Beijing*
- <sup>32</sup>*Princeton University, Princeton, New Jersey 08544*
- <sup>33</sup>*University of Science and Technology of China, Hefei*
- <sup>34</sup>*Seoul National University, Seoul*
- <sup>35</sup>*Shinshu University, Nagano*
- <sup>36</sup>*Sungkyunkwan University, Suwon*
- <sup>37</sup>*University of Sydney, Sydney NSW*
- <sup>38</sup>*Tata Institute of Fundamental Research, Bombay*
- <sup>39</sup>*Toho University, Funabashi*
- <sup>40</sup>*Tohoku Gakuin University, Tagajo*
- <sup>41</sup>*Tohoku University, Sendai*
- <sup>42</sup>*Department of Physics, University of Tokyo, Tokyo*
- <sup>43</sup>*Tokyo Institute of Technology, Tokyo*
- <sup>44</sup>*Tokyo Metropolitan University, Tokyo*
- <sup>45</sup>*Tokyo University of Agriculture and Technology, Tokyo*
- <sup>46</sup>*University of Tsukuba, Tsukuba*
- <sup>47</sup>*Virginia Polytechnic Institute and State University, Blacksburg, Virginia 24061*
- <sup>48</sup>*Yonsei University, Seoul*

## Abstract

We have searched for  $\tau$  lepton decays,  $\tau^- \rightarrow \bar{\Lambda}\pi^-$  and  $\tau^- \rightarrow \Lambda\pi^-$ , that simultaneously violate the conservation of the lepton ( $L$ ) and baryon ( $B$ ) number using a data sample of  $154 \text{ fb}^{-1}$  collected with the Belle detector at the KEKB  $e^+e^-$  asymmetric-energy collider. No evidence for a signal was found in either of the decay modes and we set the following upper limits for the branching fractions:  $\mathcal{B}(\tau^- \rightarrow \bar{\Lambda}\pi^-) < 1.4 \times 10^{-7}$  and  $\mathcal{B}(\tau^- \rightarrow \Lambda\pi^-) < 0.72 \times 10^{-7}$  at the 90% confidence level. This is the first search ever performed for these modes.

PACS numbers: 11.30.Fs; 13.35.Dx; 14.60.Fg

## INTRODUCTION

While the Standard Model (SM) assumes both the baryon ( $B$ ) and lepton number ( $L$ ) conservation, in some extensions of the SM, such as supersymmetric [1] and superstring [2] models,  $B$  and  $L$  violation is expected while their difference  $B - L$  should be conserved. Existing searches for baryon number violation are restricted to experiments with nucleons [3]. Limits from searches for proton decay imply that the  $\tau$  lepton decays with baryon number violation can be expected to have a probability well below the current experimental sensitivity [4]. However, high luminosity  $B$ -factories provide an opportunity to look for decays of the  $\tau$  lepton,  $D$  and  $B$  mesons that violate  $B$  and  $L$  with unprecedented sensitivity. Until now, searches for  $\tau$  lepton decays with a baryon final state involved a proton only [5]. Upper limits for the branching fraction of these decays are in the range of  $10^{-5} \sim 10^{-6}$ . In a recent extension of the SM [6], decays of  $\tau$  lepton as well as  $D$  and  $B$  mesons that violate  $B$  and  $L$  were considered using right-handed four-fermion couplings that conserve  $B - L$ , these suggested that  $\tau^- \rightarrow \bar{\Lambda}\pi^-$  decay involving the second and third generation transition might be interesting.

We report here our search for  $\tau^- \rightarrow \bar{\Lambda}\pi^-$  and  $\tau^- \rightarrow \Lambda\pi^-$  decays with a data sample of  $154 \text{ fb}^{-1}$  collected at the  $\Upsilon(4S)$  resonance and 60 MeV below it with the Belle detector at the KEKB  $e^+e^-$  asymmetric-energy collider [7]. These  $\tau$  lepton decay modes have never been studied before [†].

The Belle detector is a large-solid-angle magnetic spectrometer that consists of a silicon vertex detector (SVD), a 50-layer central drift chamber (CDC), an array of aerogel threshold Čerenkov counters (ACC), a barrel-like arrangement of time-of-flight scintillation counters (TOF), and an electromagnetic calorimeter comprised of CsI(Tl) crystals (ECL) located inside a superconducting solenoid coil that provides a 1.5 T magnetic field. An iron flux-return located outside of the coil is instrumented to detect  $K_L^0$  mesons and to identify muons (KLM). The detector is described in detail elsewhere [8].

Particle identification is very important in this measurement. It is based on the ratio of the energy deposited in the ECL to the momentum measured in the SVD and CDC, the shower shape in the ECL, the particle range in the KLM, the hit information from the ACC,  $dE/dX$  in the CDC and time-of-flight from the TOF. To distinguish hadron species, we use likelihood ratios, for instance,  $\mathcal{P}(p/\pi) = \mathcal{L}_p/(\mathcal{L}_p + \mathcal{L}_\pi)$ , where  $\mathcal{L}_i$  is the likelihood for the detector response to the track with flavor hypothesis  $i$ . For lepton identification, we use likelihood ratios as electron probability  $\mathcal{P}(e)$  [9] and muon probability  $\mathcal{P}(\mu)$  [10] determined by the responses of the appropriate subdetectors.

For the Monte Carlo (MC) studies, the following programs are used to generate background events: KORALB/TAUOLA [11] for  $\tau^+\tau^-$ , QQ [12] for  $B\bar{B}$  and continuum, BHLUMI [13] for Bhabha, KKMC [14] for  $\mu^+\mu^-$  and AAFH [15] for two-photon processes. Signal MC is generated by KORALB/TAUOLA. To take a range of possible  $\tau^- \rightarrow \bar{\Lambda}\pi^-$  and  $\tau^- \rightarrow \Lambda\pi^-$  decay mechanisms into account, we generate events under three different assumptions: uniform angular distribution in the  $\tau$  rest frame,  $V - A$  and  $V + A$  interactions. We initially assume all  $\tau$  decays to have a uniform angular distribution and take the other hypotheses into account later. The Belle detector response is simulated by a GEANT 3 [16] based program. Unless stated otherwise, all kinematic variables are calculated in the laboratory frame, while the ones calculated in the  $e^+e^-$  center-of-mass (CM) frame are indicated

---

[†] Unless otherwise stated, charge conjugate decays are implied throughout this paper.

by the superscript “CM”.

## DATA ANALYSIS

We search for  $\tau^+\tau^-$  events in which one  $\tau$  decays into  $\bar{\Lambda}\pi^-$  and  $\Lambda\pi^-$  (signal side) and the other  $\tau$  (tag side) decays into one charged particle with any number of additional photons and neutrinos. Thus, for the  $B-L$  conserving modes the experimental signature is

$$\{\tau^- \rightarrow (\bar{p}\pi^+) + \pi^-\} + \{\tau^+ \rightarrow (\text{a track})^+ + (n_\gamma^{\text{TAG}} \geq 0) + X(\text{missing})\},$$

and for the  $B-L$  violating modes, it is

$$\{\tau^- \rightarrow (p\pi^-) + \pi^-\} + \{\tau^+ \rightarrow (\text{a track})^+ + (n_\gamma^{\text{TAG}} \geq 0) + X(\text{missing})\}.$$

Here charged tracks and photons are required to be reconstructed within the fiducial volume defined by  $-0.866 < \cos\theta < 0.956$ , where  $\theta$  is the polar angle with respect to the direction opposite to the  $e^+$  beam. Charged tracks should have momentum transverse to the  $e^+$  beam  $p_t > 0.1$  GeV/ $c$  and photons should have energies  $E_\gamma > 0.1$  GeV. We denote the pion from  $\tau \rightarrow \Lambda\pi$  as  $\pi_1$  and that from  $\Lambda \rightarrow p\pi$  as  $\pi_2$ . We can distinguish between the  $B-L$  conserving and violating modes by the charge of these pions: the  $B-L$  conserving decay modes have an opposite sign combination on the  $\pi_1$  and  $\pi_2$  charges, while the  $B-L$  violating modes have a same sign combination.

We first demand that the four tracks have a zero net charge. The magnitude of the thrust [17] is required to be larger than 0.9 to suppress the  $q\bar{q}$  continuum background. The event should have a 1-3 prong configuration relative to the plane perpendicular to the thrust axis. We select  $\Lambda$  candidates via the  $p\pi^-$  decay channel based on the angular difference between the  $\Lambda$  flight direction and the direction pointing from the interaction point to the decay vertex (see Ref.[18] for more details). The proton from the  $\Lambda$  decay is identified by a condition  $\mathcal{P}(p/\pi) > 0.6$ , which has a 70% efficiency and 11% and 4% fake rate from  $K$  and  $\pi$ , respectively. In order to avoid fake  $\Lambda$  candidates in which an  $e^+e^-$  pair from a photon conversion results in two tracks in the signal side, an electron veto ( $\mathcal{P}(e) < 0.1$ ) is imposed on the three tracks on the signal side. The reconstructed  $\Lambda$  candidate mass should be within  $\pm 5$  MeV/ $c^2$  of the nominal  $\Lambda$  mass and its momentum,  $p_\Lambda^{\text{CM}}$ , is required to be larger than 1.75 GeV/ $c$  to reduce contributions from the generic  $\tau^+\tau^-$  and  $q\bar{q}$  continuum background as shown in Fig. 1. A discrepancy between the data and MC observed in the  $\Lambda$  momentum distribution in the CM system shown in Fig. 1 (right) is apparently caused by the imperfect simulation of baryon spectra in the QQ generator. Since the final estimate of the background uses information from the sideband data, this discrepancy does not directly affect our results.

The total visible energy in the CM frame  $E_{\text{vis}}^{\text{CM}}$ , defined as the sum of the energies of the  $\Lambda$  candidate, two other tracks and photon candidates, is required to satisfy  $5.29$  GeV  $< E_{\text{vis}}^{\text{CM}} < 10.5$  GeV (see Fig. 2 (a)). To ensure that the missing particles are only neutrino(s) rather than photons or charged particles that fall outside the detector acceptance, we require the residual momentum vector  $\vec{p}_{\text{miss}}$  to have a magnitude above 0.4 GeV/ $c$  and to point into the fiducial volume of the detector:  $-0.866 < \cos\theta_{\text{miss}} < 0.956$  (see Fig. 2 (b) and (c)). We select events with missing particles belonging to the tag side by requiring the opening angle between the residual momentum vector and tag-side track to be smaller than 90 degrees in the CM system (see Fig. 2 (d)). To suppress the continuum background, the following

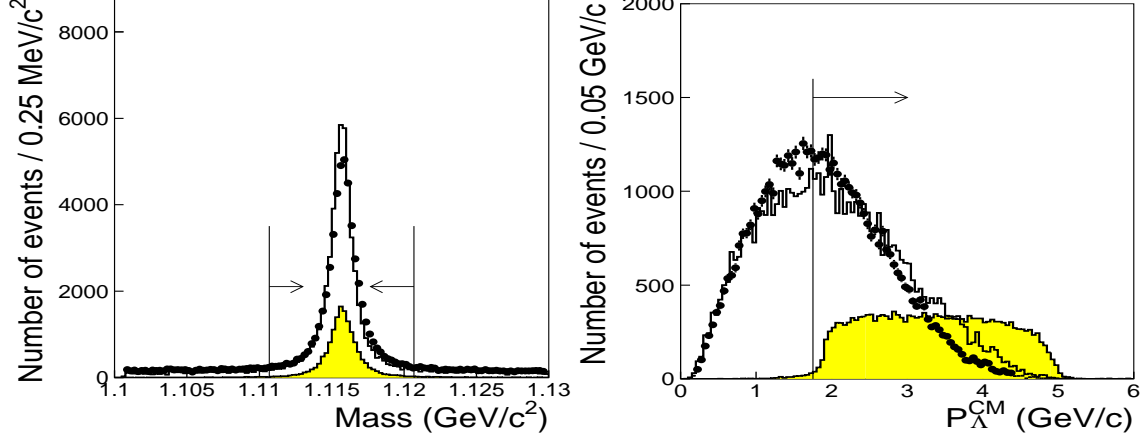


FIG. 1: Reconstructed  $\Lambda$  candidate mass (left) and momentum (right) in the CM frame. The signal MC distributions are indicated by the filled histogram, all background including  $\tau^+\tau^-$  and  $q\bar{q}$  by the open histogram, and closed circles are data. While the signal MC distribution is normalized arbitrarily, the data and MC are normalized to the same luminosity. The selected area is indicated by the vertical lines with arrows.

requirements are imposed: the number of the photon candidates on the signal and tag side,  $n_\gamma^{\text{SIG}} \leq 1$  and  $n_\gamma^{\text{TAG}} \leq 2$ , respectively. Both the proton veto ( $\mathcal{P}(p/\pi) < 0.6$ ) and kaon veto ( $\mathcal{P}(K/\pi) < 0.6$ ) are applied to  $\pi_1$  and the tag-side track.

Finally, a condition is imposed on the relation between  $p_{\text{miss}}$  and the mass squared of the missing particle,  $m_{\text{miss}}^2$ . The latter is defined as  $E_{\text{miss}}^2 - p_{\text{miss}}^2$ , where  $E_{\text{miss}} = E_{\text{total}} - E_{\text{vis}}$ ,  $E_{\text{total}}$  is the sum of the beam energies (11.5 GeV) and  $E_{\text{vis}}$  is the sum of all visible energy. To further suppress background from generic  $\tau^+\tau^-$  and continuum background, we require the following relation between the missing momentum  $p_{\text{miss}}$  and  $m_{\text{miss}}^2$ :  $p_{\text{miss}} > 1.5[\text{GeV}^{-1}c^3] \times m_{\text{miss}}^2 - 1.0[\text{GeV}/c]$  (see Fig. 3). While this condition retains 89% of the signal events, 81% of the generic  $\tau^+\tau^-$  and 77% of  $uds$  continuum background are removed. There is no significant difference between signal distributions for the  $B-L$  conserving and violation modes according to the MC. After applying the above requirements, 82 and 62 events are retained in the data for the  $B-L$  conserving and violating mode, respectively.

## RESULTS

Signal candidates are examined in the two-dimensional space of the  $\bar{\Lambda}\pi^-/\Lambda\pi^-$  invariant mass,  $M_{\text{inv}}$ , and the difference of their energy from the beam energy in the CM system,  $\Delta E$ . A signal event should have  $M_{\text{inv}}$  close to the  $\tau$ -lepton mass and  $\Delta E$  close to 0. The  $M_{\text{inv}}$  and  $\Delta E$  resolutions are parameterized from the MC distributions around the peak using an asymmetric Gaussian shape to account for initial state radiation with widths  $\sigma_{M_{\text{inv}}}^{\text{high/low}} = 4.6/4.0 \text{ MeV}/c^2$  and  $\sigma_{\Delta E}^{\text{high/low}} = 22/29 \text{ MeV}$ , where the “high/low” superscript indicates the higher/lower side of the peak.

We blind a region of  $\pm 5\sigma_{M_{\text{inv}}}$  around the  $\tau$  mass in  $M_{\text{inv}}$  and a region of  $-0.5 < \Delta E < 0.5$  GeV so as not to bias our choice of selection criteria. Figure 4 shows scatter-plots for data and MC samples distributed over  $\pm 15\sigma$  in the  $M_{\text{inv}} - \Delta E$  plane. For the  $B-L$  conserving

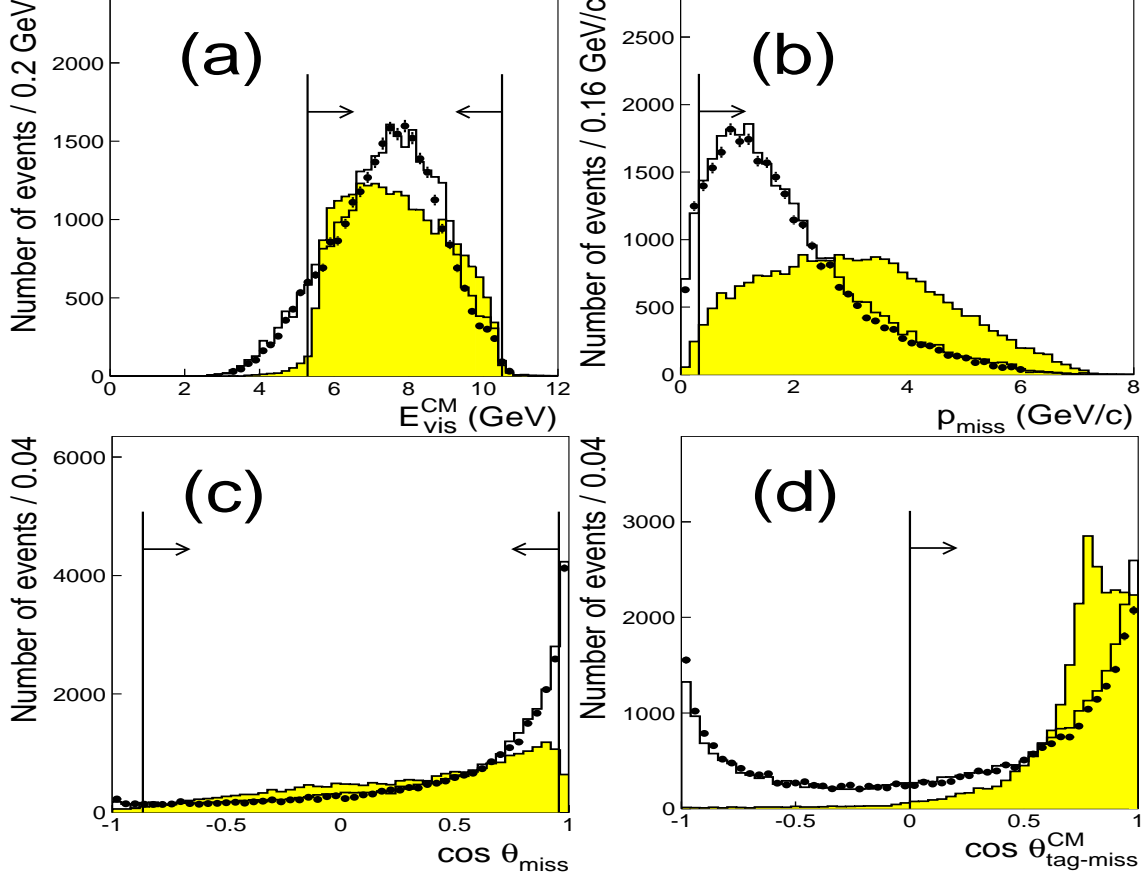


FIG. 2: Kinematical distributions used in the event selection after  $\Lambda$  mass and momentum selection: (a) the total visible energy in the CM frame; (b) the momentum of the missing particle; (c) the polar angle of the missing particle; (d) the opening angle between the missing particle and tag-side track in the CM frame. The signal MC distributions are indicated by the filled histograms, the total background including  $\tau^+\tau^-$  and  $q\bar{q}$  is shown by the open histogram, and closed circles are data. While the signal MC distribution is normalized arbitrarily, the data and MC are normalized to the same luminosity. The selected area is indicated by the vertical lines with arrows.

mode, the number of data events and the total number of events expected from MC outside the blinded region (bounded by the vertical dotted line in Fig. 4 (a) and (b)) is 5 and  $8.5 \pm 3.1$  events, respectively, while that for the  $B - L$  violating mode is 6 and  $5.1 \pm 2.3$  events, respectively, indicating good agreement between the data and MC describing the background. The surviving background events are due to generic  $\tau^+\tau^-$  decays (about 1/2) and  $uds$  continuum (about 1/2). The former events are dominated by the  $\tau \rightarrow a_1(1260)\nu_\tau$  decays, in which two of the three charged pions from the  $a_1(1260)$  decay form a fake  $\Lambda$  candidate. The continuum background events have one true  $\Lambda$  that forms a signal candidate together with another track.

As a signal region, we take an elliptically shaped area that contains 90% of MC signal events remaining after all the requirements in  $M_{inv} - \Delta E$  plane, as shown in Fig. 4 (a) and (b). It corresponds to a signal detection efficiency of  $11.8 \pm 0.1\%$  for the  $B - L$  conserving and  $11.7 \pm 0.1\%$  for the  $B - L$  violating modes.

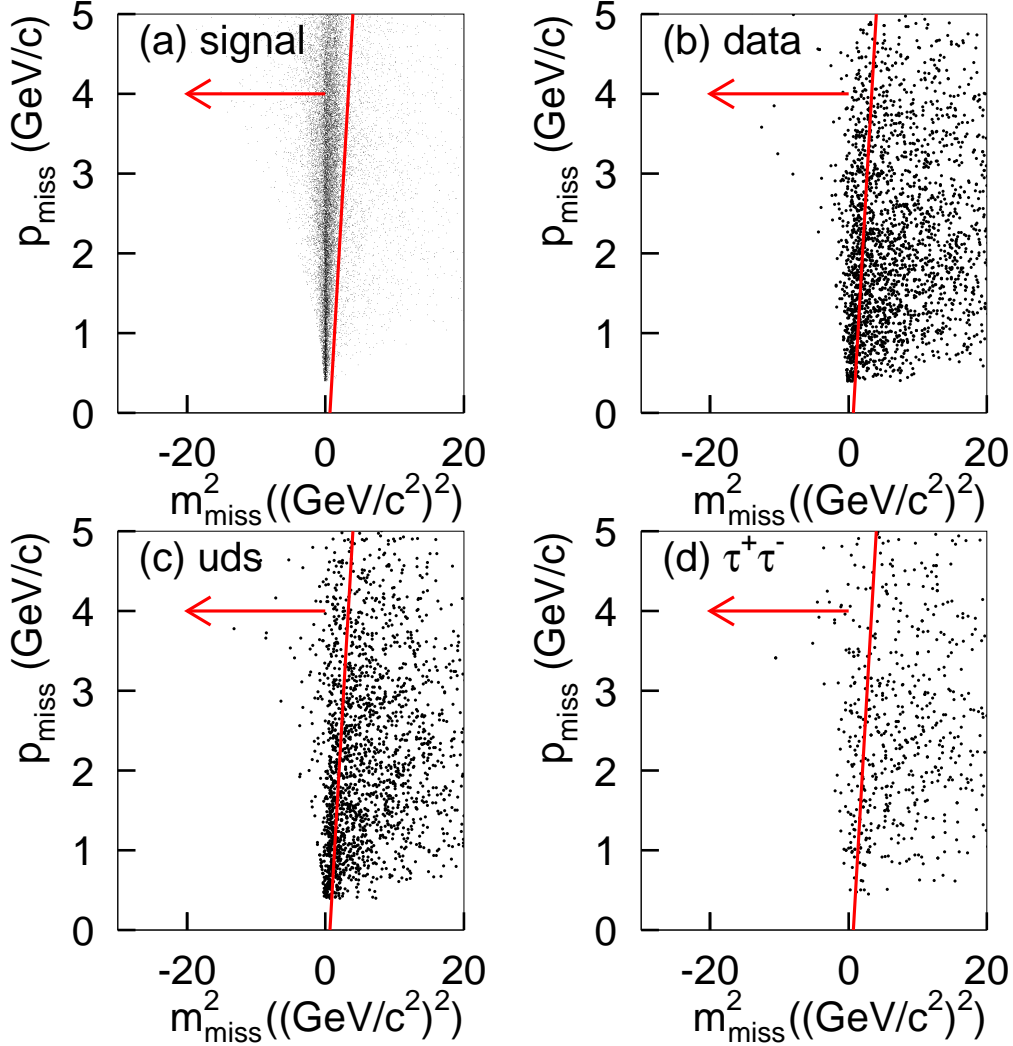


FIG. 3:  $p_{\text{miss}}$  vs  $m_{\text{miss}}^2$  plots for (a) signal MC events, (b) data, (c)  $q\bar{q}$  ( $uds$ ) continuum MC events and  $\tau^+\tau^-$  MC events. The area indicated by the arrow is the selected region.

We assume the background distribution to be flat along the  $M_{\text{inv}}$  axis, and then obtain the expected background in the ellipse to be  $1.7 \pm 0.8$  events for each of the two modes, using sideband regions inside the horizontal dotted lines and outside the vertical dotted lines, as shown in Fig. 4 (a) and (b). We open the blinded region and find only one data event in the ellipse for the  $B-L$  conserving mode and no data events for the  $B-L$  violating mode (see Fig. 4 (a) and (b), respectively). Since no statistically significant excess of data over the expected background in the signal region is observed, we apply the frequentist approach to calculate an upper limit for the signal yield [19]. The resulting limits for the signal yields at 90% confidence level,  $s_{90}$ , are 2.76 and 1.30, respectively. The upper limits on the branching fraction before the inclusion of systematic uncertainties are then calculated as

$$\mathcal{B}(\tau \rightarrow \Lambda\pi) < \frac{s_{90}}{2\epsilon N_{\tau\tau} \mathcal{B}(\Lambda \rightarrow p\pi^-)} \quad (1)$$

where  $N_{\tau\tau} = 137 \times 10^6$  and  $\mathcal{B}(\Lambda \rightarrow p\pi^-) = 0.639$  [3]. The resulting values are  $\mathcal{B}(\tau^- \rightarrow \bar{\Lambda}\pi^-) < 1.3 \times 10^{-7}$  and  $\mathcal{B}(\tau^- \rightarrow \Lambda\pi^-) < 0.64 \times 10^{-7}$ .



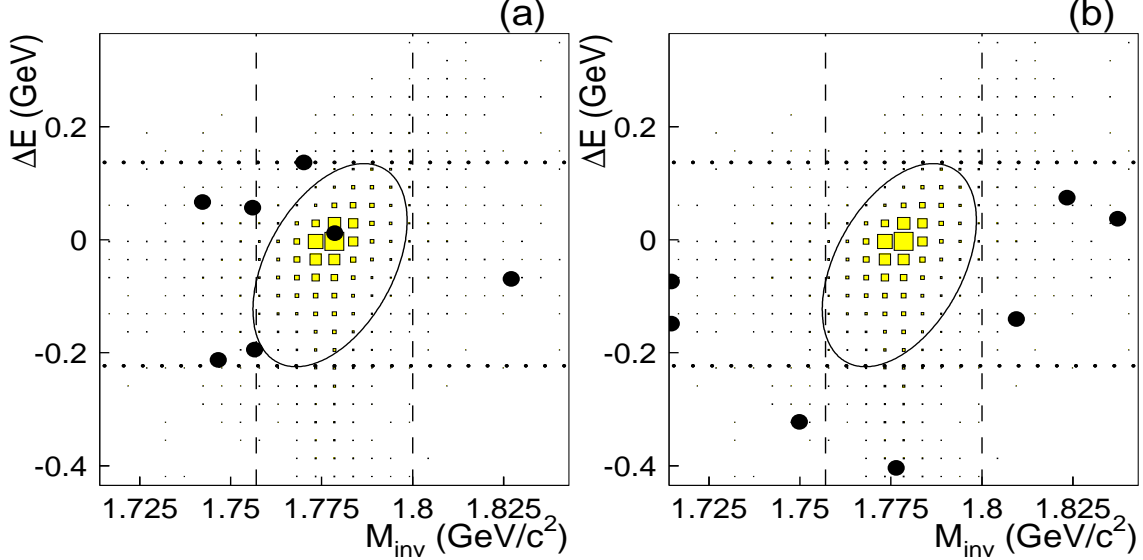


FIG. 4: Scatter-plot of data in the  $M_{\text{inv}} - \Delta E$  plane: (a) and (b) correspond to the  $\pm 15\sigma$  area for the  $B - L$  conserving and violating modes, respectively. The 90% elliptical region shown by a solid curve in (a) and (b) is used for evaluating the signal yield. In (a) and (b), the vertical dashed lines denote the boundaries of the blind regions, while the regions inside the horizontal dotted lines and outside the vertical dashed lines are sidebands used to estimate the expected background in the elliptical region. Closed circles correspond to the data. The filled boxes show the MC signal distribution with arbitrary normalization.

The sources of systematic uncertainty in the detection sensitivity  $2\epsilon N_{\tau\tau} \mathcal{B}(\Lambda \rightarrow p\pi^-)$  are listed in Table I. The uncertainty from  $\Lambda$  reconstruction is estimated to be 6.0% from the difference of the proper time distributions for data and MC simulation. The proton identification in  $\Lambda$  decay contributes another 3.0%, and the branching fraction  $\mathcal{B}(\Lambda \rightarrow p\pi^-)$  has an uncertainty of 0.8% [3]. The total uncertainty from the tracking reconstruction efficiency is 4.2%. Other sources of the systematic uncertainties are: the trigger efficiency (0.5%), selection criteria (4.0%), MC statistics (0.7%) and luminosity (1.4%). The trigger efficiency is estimated using the trigger simulation. Assuming no correlation between them, all these uncertainties are combined in quadrature to give a total of 9.1% in the detection sensitivity. An additional systematic uncertainty due to the estimation of the expected background includes those due to its statistical error and the background shape. By varying the assumptions about the background shape for the MC events, we checked that this effect is negligible compared to the background statistical error.

While the angular distribution of  $\tau^- \rightarrow \bar{\Lambda}\pi^-$  and  $\tau^- \rightarrow \Lambda\pi^-$  decay is initially assumed to be uniform in this analysis, it is sensitive to the lepton flavor violating interaction structure [20], similar to other analyses [21]. The spin correlation between the  $\tau$  lepton in the signal and that in tag side must be considered. A possible nonuniformity was taken into account by comparing the uniform case with those assuming  $V - A$  and  $V + A$  interactions, which result in the maximum possible variations. No statistically significant difference in the  $M_{\text{inv}} - \Delta E$  distribution or the efficiencies is found compared the case of the uniform distribution. Therefore, systematic uncertainties due to these effects are neglected in the upper limit evaluation.

$\Lambda$ reconstruction	6.0
Proton identification	3.0
Branching fraction $\mathcal{B}(\Lambda \rightarrow p\pi^-)$	0.8
Tracking reconstruction efficiency	4.2
Selection criteria	4.0
Trigger efficiency	0.5
Luminosity	1.4
MC statistics	0.7
Total	9.1

TABLE I: Sources of systematic uncertainties for the detection sensitivity  $2\varepsilon N_{\tau\tau}\mathcal{B}(\Lambda \rightarrow p\pi^-)$  (in %)

The upper limits on the branching fractions at the 90% C.L. taking into account systematic uncertainties on both expected background and the detection sensitivity are then calculated using the POLE program [22], which integrates over Gaussian systematic errors, to be:

$$\begin{aligned}\mathcal{B}(\tau^- \rightarrow \bar{\Lambda}\pi^-) &< 1.4 \times 10^{-7} \\ \mathcal{B}(\tau^- \rightarrow \Lambda\pi^-) &< 0.72 \times 10^{-7}.\end{aligned}$$

## CONCLUSION

In conclusion, we have searched for the decay modes that violate both lepton and baryon number conservation:  $\tau^- \rightarrow \bar{\Lambda}\pi^-$  ( $B-L$  conserving) and  $\tau^- \rightarrow \Lambda\pi^-$  ( $B-L$  violating) using data collected by the Belle detector at the KEKB  $e^+e^-$  asymmetric-energy collider. We found no signal in the either mode. The following upper limits on the branching fractions were obtained:  $\mathcal{B}(\tau^- \rightarrow \bar{\Lambda}\pi^-) < 1.4 \times 10^{-7}$  and  $\mathcal{B}(\tau^- \rightarrow \Lambda\pi^-) < 0.72 \times 10^{-7}$  at the 90% confidence level. These are the first results ever reported for these modes.

## Acknowledgments

We thank the KEKB group for the excellent operation of the accelerator, the KEK cryogenics group for the efficient operation of the solenoid, and the KEK computer group and the National Institute of Informatics for valuable computing and Super-SINET network support. We acknowledge support from the Ministry of Education, Culture, Sports, Science, and Technology of Japan and the Japan Society for the Promotion of Science; the Australian Research Council and the Australian Department of Education, Science and Training; the National Science Foundation of China under contract No. 10175071; the Department of Science and Technology of India; the BK21 program of the Ministry of Education of Korea, and the CHEP SRC program and Basic Reserch program (grant No. R01-2005-000-10089-0) of the Korea Science and Engineering Foundation; the Polish State Committee for Scientific Research under contract No. 2P03B 01324; the Ministry of Science and Technology of the Russian Federation; the Ministry of Higher Education, Science and Technology of the

Republic of Slovenia; the Swiss National Science Foundation; the National Science Council and the Ministry of Education of Taiwan; and the U.S. Department of Energy.

---

- [1] S. Lola and G. G. Ross, Phys. Lett. **B 314**, 336 (1993).
- [2] G. Lazarides, C. Panagiotakopoulos and Q. Shafi, Nucl. Phys. **B 278**, 657 (1986).
- [3] S. Eidelman *et al.* (Particle Data Group), Phys. Lett. **B 592**, 1 (2004).
- [4] W. Marciano *et al.*, Nucl. Phys. (Proc. Suppl.) **B 40**, 3 (1995).
- [5] R. Godang *et al.* (CLEO Collaboration), Phys. Rev. **D 59**, 091303 (1999).
- [6] W. S. Hou, M. Nagashima and A. Soddu, arXiv:hep-ph/0509006.
- [7] S. Kurokawa and E. Kikutani, Nucl. Instr. Meth. **A 499**, 1 (2003), and other papers included in this Volume.
- [8] A. Abashian *et al.* (Belle Collaboration), Nucl. Instr. and Meth. **A 479**, 117 (2002).
- [9] K. Hanagaki *et al.*, Nucl. Instr. and Meth. **A 485**, 490 (2002).
- [10] A. Abashian *et al.*, Nucl. Instr. and Meth. **A 491**, 69 (2002).
- [11] S. Jadach and Z. Wąs, Comp. Phys. Commun. **85**, 453 (1995).
- [12] QQ is an event generator developed by the CLEO Collaboration and described in <http://www.lns.cornell.edu/public/CLEO/soft/QQ/>. It is based on the LUND Monte Carlo for jet fragmentation and  $e^+e^-$  physics described in T. Sjöstrand, Comp. Phys. Commun. **39**, 347 (1986) and T. Sjöstrand, Comp. Phys. Commun. **43**, 367 (1987).
- [13] S. Jadach *et al.*, Comp. Phys. Commun. **79**, 305 (1992).
- [14] S. Jadach *et al.*, Comp. Phys. Commun. **130**, 260 (2000).
- [15] F. A. Berends *et al.*, Comp. Phys. Commun. **40**, 285 (1986).
- [16] R. Brun *et al.*, GEANT 3.21 CERN Report No. DD/EE/84-1, 453.
- [17] S.Brandt *et al.*, Phys. Lett. **12**, 57 (1964); E.Farhi, Phys. Rev. Lett. **39**, 1587 (1977).
- [18] K. Abe *et al.* (Belle Collaboration), Phys. Rev. **D 65**, 091103 (2002).
- [19] G.J. Feldman and R.D. Cousins, Phys. Rev. **D 57**, 3873 (1998).
- [20] R. Kitano and T. Okada, Phys. Rev. **D 63**, 3873 (2001).
- [21] For example, K. Inami *et al.* (Belle Collaboration), Phys. Rev. Lett. **92**, 171802 (2004); Y. Enari *et al.* (Belle Collaboration), Phys. Rev. Lett. **93**, 081803 (2004).
- [22] J. Conrad *et al.*, Phys. Rev. **D 67**, 012002 (2003).