

International Journal of Modern Physics A
 © World Scientific Publishing Company

Recent Results on J/ψ Decays from BESII

Shuangshi Fang

(For the BES Collaboration)

*China Center for Advanced Science and Technology (CCAST),
 Beijing 100080, People's Republic of China*

E-mail: fangss@mail.ihep.ac.cn

*The International Conference on QCD and Hadronic Physics
 16-20 Jun., 2005, Peking University, Beijing, China*

The new observation of $X(1835)$ is reported using 58 million J/ψ events collected at BES II detector. We also present the measurements of J/ψ and η_c decays, of them some are the first measurements and some improve the precision in previous measurements.

Keywords: charmonium; hadron; transition.

1. INTRODUCTION

Since the discovery of the J/ψ at Brookhaven¹ and SLAC² in 1974, more than one hundred exclusive decay modes of the J/ψ have been reported. The J/ψ decays provide an excellent source of events to study light hadron spectroscopy and search for glueballs, hybrids, and exotic states. Recently, 5.8×10^7 J/ψ events have been obtained with the upgraded Beijing Spectrometer (BESII)³. Many important results on the search for multiquark, study of the light scalar mesons and excited baryon states, as well as the measurements of J/ψ decays are performed based on this data sample.

2. New observation of $X(1835)$

In this letter, we report the first analysis on the $J/\psi \rightarrow \gamma\pi^+\pi^-\eta'$ decay channel. In the analysis, η' is tagged in its two decay modes, $\eta' \rightarrow \pi^+\pi^-\eta$ ($\eta \rightarrow \gamma\gamma$) and $\eta' \rightarrow \gamma\rho$. Figure 1(a) shows the $\pi^+\pi^-\eta$ invariant mass distribution and the η' signal is seen. The $\pi^+\pi^-\eta'$ invariant mass spectrum for the selected events is shown in Fig. 1(b), where a peak at a mass around 1835 MeV/ c^2 is observed. The $\gamma\pi^+\pi^-$ invariant mass distribution shows a clear η' signal (Fig. 1 (c)). A peak near 1835 MeV/ c^2 is also evident in the $\pi^+\pi^-\eta'$ invariant mass spectrum (Fig. 1 (d)).

Figure 2 shows the $\pi^+\pi^-\eta'$ invariant mass spectrum for the combined $J/\psi \rightarrow \gamma\pi^+\pi^-\eta'$ ($\eta' \rightarrow \pi^+\pi^-\eta$) and $J/\psi \rightarrow \gamma\pi^+\pi^-\eta'$ ($\eta' \rightarrow \gamma\rho$) samples. A clear peak near 1835 MeV/ c^2 is observed. To ensure that the peak near 1835 MeV/ c^2 is not due to background, we have made extensive studies of potential background processes using

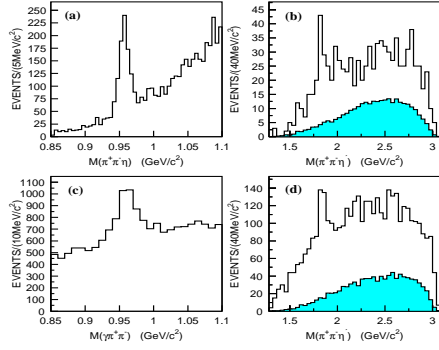
2 *Shuangshi Fang*


Fig. 1. Invariant mass distributions for selected $J/\psi \rightarrow \gamma\pi^+\pi^-\eta'$ candidate events: (a) The $\pi^+\pi^-\eta$ invariant mass distribution. (b) The $\pi^+\pi^-\eta'$ invariant mass distributions. (c) The $\gamma\pi^+\pi^-$ invariant mass distribution. (d) The $\pi^+\pi^-\eta'$ invariant mass distributions. The open histograms are data and the shaded histograms represent $J/\psi \rightarrow \gamma\pi^+\pi^-\eta'$ phase-space MC events (with arbitrary normalization).

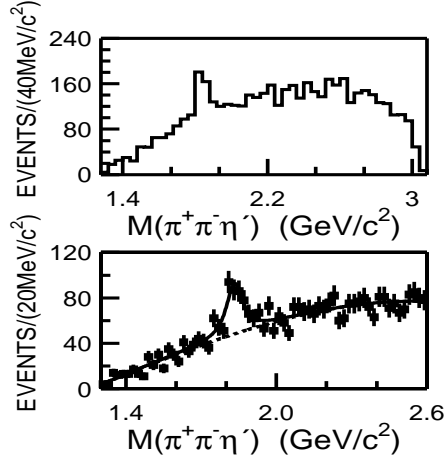


Fig. 2. The $\pi^+\pi^-\eta'$ invariant mass distribution for selected events from the $J/\psi \rightarrow \gamma\pi^+\pi^-\eta'$ ($\eta' \rightarrow \pi^+\pi^-\eta, \eta \rightarrow \gamma\gamma$) and $J/\psi \rightarrow \gamma\pi^+\pi^-\eta'$ ($\eta' \rightarrow \gamma\rho$) analyses. The bottom panel shows the fit (solid curve) to the data (error bars); the dashed curve indicates the background function.

both data and MC. Non- η' processes are studied with η' mass-sideband events. The main background channel, $J/\psi \rightarrow \pi^0\pi^+\pi^-\eta'$, and other background processes with multi-photons and/or with kaons are reconstructed with the data. In addition, we also checked for possible backgrounds with a MC sample of 60 million J/ψ decays generated according to the LUND model⁵. None of these backgrounds are found to produce a peak around $1835 \text{ MeV}/c^2$ in the $\pi^+\pi^-\eta'$ invariant mass spectrum.

This spectrum is fitted with a Breit-Wigner (BW) function convolved with a Gaussian mass resolution function (with $\sigma = 13 \text{ MeV}/c^2$) to represent the $X(1835)$ signal plus a smooth polynomial background function. The BW mass and width obtained from the fit (shown in the bottom panel of Fig. 2) are $M = 1833.7 \pm 6.1 \pm 2.7 \text{ MeV}/c^2$ and $\Gamma = 67.7 \pm 20.3 \pm 7.7 \text{ MeV}/c^2$. The BW signal yield from the fit is 264 ± 54 events and the statistical significance for the signal is 7.7σ . The mass and width of the $X(1835)$ are not consistent with any known particle⁶. While the measured $X(1835)$ mass is consistent with the mass obtained from the $J/\psi \rightarrow \gamma p\bar{p}$ channel, the measured width is higher by 1.9σ than the upper limit on the width reported in Ref.⁴. Thus, the $X(1835)$ is a candidate for the resonance that produces the $p\bar{p}$ mass threshold enhancement in $J/\psi \rightarrow \gamma p\bar{p}$ process.

Using MC-determined selection efficiencies of $(3.72 \pm 0.06)\%$ and $(4.85 \pm 0.07)\%$ for $\eta' \rightarrow \pi^+\pi^-\eta$ and $\eta' \rightarrow \gamma\rho$ modes, respectively, we find the product branching fraction to be:

$$B(J/\psi \rightarrow \gamma X(1835)) \cdot B(X(1835) \rightarrow \pi^+\pi^-\eta') = (2.2 \pm 0.4 \pm 0.4) \times 10^{-4}$$

3. EXCITED BARYON STATES

The analysis on a study of N^* resonances was reported in Ref. ⁷. More than 100 thousand $J/\psi \rightarrow p\pi^-\bar{n} + c.c.$ candidate events are obtained and the background level is about 8%. There are four clear peaks around $1360 \text{ MeV}/c^2$, $1500 \text{ MeV}/c^2$, $1670 \text{ MeV}/c^2$ and $2065 \text{ MeV}/c^2$ observed in the $p\pi$ invariant mass spectrum, as shown in Fig. 3. They are the first direct observation of the $N^*(1440)$ peak and a long-sought "missing" N^* peaks above 2 GeV in the πN invariant mass spectrum. A simple Breit-Wigner fit gives the mass and width for the $N^*(1440)$ peak as $1358 \pm 6 \pm 16 \text{ MeV}/c^2$ and $179 \pm 26 \pm 50 \text{ MeV}/c^2$, and for the new N^* peaks above 2 GeV as $2068 \pm 3^{+15}_{-40} \text{ MeV}/c^2$ and $165 \pm 14 \pm 40 \text{ MeV}/c^2$.

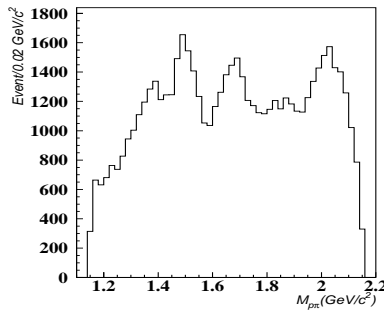


Fig. 3. The $p\pi$ invariant mass distribution for $J/\psi \rightarrow p\pi^-\bar{n}$.

4. MEASUREMENTS OF SOME J/ψ DECAYS

The largest J/ψ sample, 58 million J/ψ events, offers a unique opportunity to measure precisely the branching fractions of J/ψ decays. The largest J/ψ decay involving hadronic resonances is $J/\psi \rightarrow \rho(770)\pi$. Its branching fraction is measured to be $(21.84 \pm 0.05 \pm 2.01) \times 10^{-3}$ ⁸ which is obviously higher than the PDG value, $(1.5 \pm 0.2)\%$. To check this result, we present another independent measurements of this branching fraction obtained from a comparison of the rates for $\psi' \rightarrow \pi^+\pi^-J/\psi$, $J/\psi \rightarrow \pi^+\pi^-\pi^0$ and $J/\psi \rightarrow \mu^+\mu^-$. The result is $(20.91 \pm 0.21 \pm 1.16) \times 10^{-3}$ which is consistent with that obtained from direct J/ψ decays. The weight mean of these two measurements is $(2.10 \pm 0.21)\%$ which is in good agreement with the subsequent result, $(21.8 \pm 1.9)\%$ ⁹, from BaBar Collaboration. Then we presented the branching fractions of $J/\psi \rightarrow \phi\pi^0, \phi\eta, \phi\eta'$ which are shown in Table. 1¹⁰.

In this talk, we also reported the search the new hadronic decay modes of J/ψ decays. $J/\psi \rightarrow \gamma f_2 f_2$, $J/\psi \rightarrow 2(\pi^+\pi^-)$ and $J/\psi \rightarrow 3(\pi^+\pi^-)\eta$ are observed and their branching fractions are measured for the first time to be $B(J/\psi \rightarrow \gamma f_2 f_2) = (9.5 \pm 0.7 \pm 1.6) \times 10^{-4}$, $B(J/\psi \rightarrow 2(\pi^+\pi^-)\eta) = (2.26 \pm 0.08 \pm 0.27) \times 10^{-3}$, and $B(J/\psi \rightarrow 3(\pi^+\pi^-)\eta) = (7.24 \pm 0.96 \pm 1.11) \times 10^{-4}$.

4 *Shuangshi Fang*

$J/\psi \rightarrow$	Final states	B.F. ($\times 10^{-4}$)
$\phi\pi^0$	$K^+K^-\gamma\gamma$	< 0.064 (C.L. 90%)
$\phi\eta$	$K^+K^-\gamma\gamma$	$8.67\pm 0.19\pm 0.93$
	$K^+K^-\pi^+\pi^-\gamma$	$9.79\pm 1.02\pm 1.17$
	$K^+K^-\pi^+\pi^-\gamma\gamma$	$9.41\pm 0.30\pm 1.19$
	Average	$8.99\pm 0.18\pm 0.89$
	PDG	6.5 ± 0.7
$\phi\eta'$	$K^+K^-\gamma\gamma$	$6.10\pm 1.34\pm 0.73$
	$K^+K^-\pi^+\pi^-\gamma$	$5.64\pm 0.35\pm 0.70$
	$K^+K^-\pi^+\pi^-\gamma\gamma$	$5.11\pm 0.31\pm 0.65$
	Average	$5.40\pm 0.25\pm 0.56$
	PDG	3.3 ± 0.4

The large J/ψ sample also provides a chance to observed new decay modes of η_c through $J/\psi \rightarrow \gamma\eta_c$. In the analysis, the decays of η_c to $K^+K^-2(\pi^+\pi^-)$ and $3(\pi^+\pi^-)$ are observed for the first time. The product branching fractions are determined to be $B(J/\psi \rightarrow \gamma\eta_c) \cdot B(\eta_c \rightarrow K^+K^-\pi^+\pi^-\pi^+\pi^-) = (1.21 \pm 0.32 \pm 0.23) \times 10^{-4}$ and $B(J/\psi \rightarrow \gamma\eta_c) \cdot B(\eta_c \rightarrow \pi^+\pi^-\pi^+\pi^-\pi^+\pi^-) = (2.59 \pm 0.32 \pm 0.48) \times 10^{-4}$, respectively. The upper limits of $\eta_c \rightarrow \phi\pi^+\pi^-\pi^+\pi^-$ is also obtained as $B(J/\psi \rightarrow \gamma\eta_c) \cdot B(\eta_c \rightarrow \phi\pi^+\pi^-\pi^+\pi^-) < 6.03 \times 10^{-5}$ at 90% confidence level.

5. SUMMARY

Based on 5.8×10^7 J/ψ events accumulated at the BESII detector, a resonance around 1835 MeV/ c^2 is observed in $J/\psi \rightarrow \gamma\pi^+\pi^-\eta'$ which could be the same structure observed in $J/\psi \rightarrow \gamma p\bar{p}$. We also report the measurements of J/ψ and η_c decays, of them some are the first measurements and some improve the precision in previous measurements.

References

1. J. J. Aubert *et al.*, Phys. Rev. Lett. **33**, 1404 (1974).
2. J. E. Augustin *et al.*, Phys. Rev. Lett. **33**, 1406 (1974).
3. BES Collaboration, J.Z. Bai *et al.*, Nucl. Instr. Meth. A **458**, 627 (2001).
4. BES Collaboration, J.Z. Bai *et al.*, Phys. Rev. Lett. **91**, 022001 (2003).
5. J.C. Chen *et al.*, Phys. Rev. D **62**, 034003 (2000).
6. Particle Data Group, S. Eidelman *et al.*, Phys. Lett. **B592**,1 (2004).
7. BES Collaboration, M. Ablikim *et al.*, hep-ex/0405030.
8. BES Collaboration, M. Ablikim *et al.*, Phys. Rev. **D70**, 012005 (2004).
9. BABAR Collaboration, B. Aubert *et al.*, Phys.Rev. **D70**,072004(2004)
10. BES Collaboration, M. Ablikim *et al.*, Phys. Rev. **D71**, 032003 (2005).
11. BES Collaboration, M. Ablikim *et al.*, Phys. Rev. **D70**, 112008 (2004).
12. BES Collaboration, M. Ablikim *et al.*, Phys. Lett. **B610**,192(2005).
13. BES Collaboration, M. Ablikim *et al.*, hep-ex/0505093.