

RESULTS FROM PP2PP EXPERIMENT AT RHIC

A. SANDACZ

*Soltan Institute for Nuclear Studies
PL-00-681 Warsaw, Poland*

(for the PP2PP Collaboration)



We report on the first measurement of the single spin analyzing power (A_N) at $\sqrt{s} = 200$ GeV, obtained by the pp2pp experiment using polarized proton beams at the Relativistic Heavy Ion Collider (RHIC). Data points were measured in the four momentum transfer t range $0.01 \leq |t| \leq 0.03$ (GeV/c)². Our result is about one standard deviation above the calculation, which uses interference between electromagnetic spin-flip amplitude and hadronic non-flip amplitude, the source of A_N . The difference could be explained by an additional contribution of a hadronic spin-flip amplitude to A_N .

1 Introduction

The pp2pp experiment ^{1,2,3,4} at RHIC is designed to systematically study polarized proton-proton (pp) elastic scattering from $\sqrt{s} = 60$ GeV to $\sqrt{s} = 500$ GeV, covering the $|t|$ -range from the region of Coulomb Nuclear Interference (CNI) to 1.5 (GeV/c)². Studies of spin dependence of pp scattering at small momentum transfers and at the highest energies presently available at RHIC offer an opportunity to reveal important information on the nature of exchanged mediators of the interaction, the Pomeron and the hypothetical Odderon (see Ref. ^{5,6} and references therein). The theoretical treatment of small- t scattering is still being developed, hence the experimental data are expected to provide significant constraints for various theoretical approaches and models (see Ref. ⁷ and references therein).

In this paper we present the first measurement of the analyzing power A_N in pp elastic scattering of polarized protons at RHIC at $\sqrt{s} = 200$ GeV and $0.01 \leq |t| \leq 0.03$ (GeV/c)². A_N is defined as the left-right cross section asymmetry with respect to the transversely polarized proton beam. In this range of t , A_N originates mainly from the interference between electromagnetic (Coulomb) spin-flip and hadronic (nuclear) nonflip amplitudes ⁷. However, it was realized that

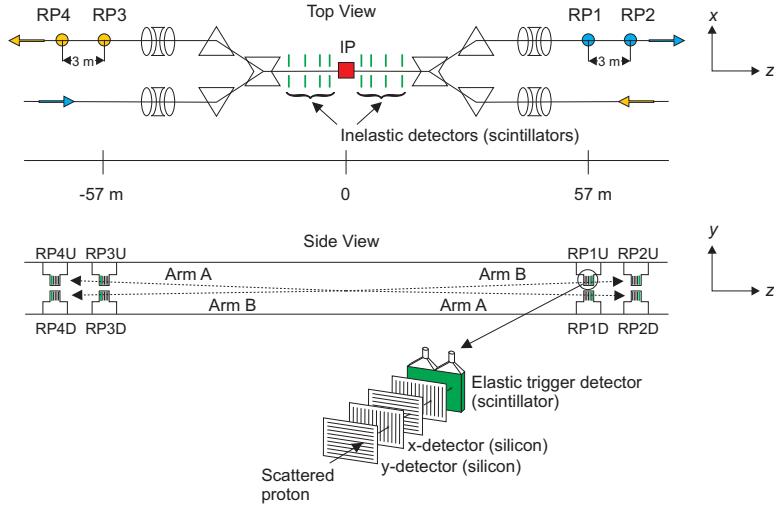


Figure 1: Layout of the PP2PP experiment. Note the detector pairs RP1, RP2 and RP3, RP4 lie in different RHIC rings. Scattering is detected in either one of two arms: Arm A is formed from RP3U and RP1D. Conversely, Arm B is formed from RP3D and RP1U. The coordinate system is also shown.

A_N in the Coulomb-nuclear interference (CNI) region is a sensitive probe of the hadronic spin-flip amplitude⁸. A possible hadronic single spin-flip amplitude would alter A_N and its effect would depend on the ratio of the single spin-flip amplitude (ϕ_5) to nonflip amplitudes (ϕ_1 and ϕ_3), Eq.(1):

$$r_5 = m\phi_5/(\sqrt{-t} \text{Im}(\phi_1 + \phi_3)/2), \quad (1)$$

where m is the nucleon mass (see Ref. 7 for definitions).

Other measurements of A_N performed at small t have been obtained at significantly lower energies, by at least a factor of 10, than the present experiment. These measurements include recent high precision results from the RHIC polarimeters obtained at $\sqrt{s} = 13.7$ GeV for elastic pp ^{9,10} and pC ^{9,11} scattering, as well as earlier results from BNL AGS for pC scattering¹² at $\sqrt{s} = 6.4$ GeV and from FNAL E704 for pp scattering¹³ at $\sqrt{s} = 19.7$ GeV.

The combined analysis of the present result with the earlier ones, especially with the very accurate results of Refs^{10,11}, will help to disentangle contributions of various exchange mechanisms involved in elastic scattering in the forward region¹⁴. In particular, such analysis will allow us to extract information on the spin dependence of the diffractive mechanism dominating at high energies.

2 The experiment and the determination of A_N

The two protons collide at the interaction point (IP), and since the scattering angles are small, scattered protons stay within the beam pipe of the accelerator. They follow trajectories determined by the accelerator magnets until they reach the detectors, which measure the x, y coordinates in the plane perpendicular to the beam axis. Those coordinates are measured by Si detectors in the Roman Pots, which are positioned at the location that satisfy so called "parallel to point focusing". More details on the experiment and the technique used can be found in^{1,2}. The layout of the experiment is shown in Fig. 1. The identification of elastic events is based on the collinearity criterion, hence it requires the simultaneous detection of the scattered protons in the pair of Roman Pot (RP) detectors¹⁵ on either side of the IP.

To select an elastic event, a match of hit coordinates (x,y) from detectors on the opposite sides of the IP was required to be within 3σ for x and y-coordinate. The hit coordinates (x,y) of the candidate proton pairs were also required to be in the acceptance area of the detector, determined by the aperture of the focusing quadrupoles located between IP and the RP's. In case that there were more than one match between the hits on opposite sides of the IP the following algorithm was applied. If there is only one match with number of hits equal to 4, it is considered to be the elastic event. If there is no match with 4 hits or there are more than one such match, the event is rejected.

After selections, the sample of 1.14 million events, for $N^{\uparrow\uparrow}$ and $N^{\downarrow\downarrow}$ bunch combinations, in the t -interval $0.010 \leq -t \leq 0.030$, subdivided into three intervals was used to determine A_N . In each t -interval the asymmetry was calculated as a function of azimuthal angle ϕ using 5° -bins. The square root formula¹⁶ was used for the single spin raw asymmetry $\varepsilon(\phi)$. A cosine fit to the raw asymmetry $\varepsilon(\phi)$ was applied to determine values of A_N (see Ref.³ for more details).

The total systematic error of A_N consists of the scale error of 17.0% mostly due to the systematic error of the beam polarization measurement, and 8.4% error due to other experimental systematic effects as described in Ref.³.

3 Results and conclusions

The values of A_N obtained in this experiment and their statistical errors are shown in Fig. 2 for the three t -intervals.

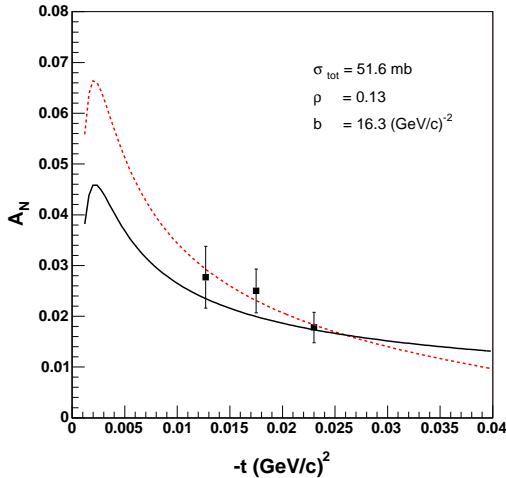


Figure 2: The single spin analyzing power A_N for three t intervals. Vertical error bars show statistical errors. The solid curve corresponds to theoretical calculations without hadronic spin-flip and the dashed one represents the r_5 fit.

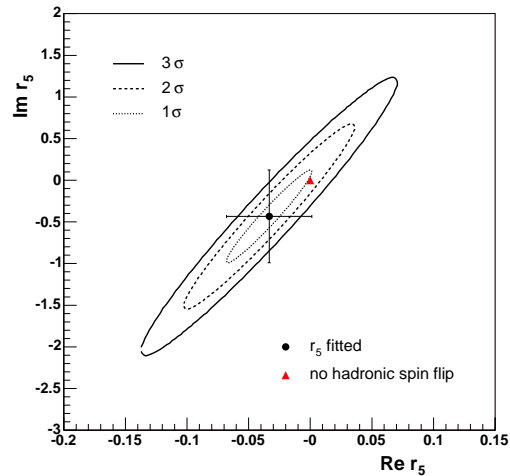


Figure 3: Fitted values of r_5 (full circle) with contours corresponding to the different confidence levels. The point corresponding to no hadronic spin-flip (triangle) is also shown.

The curves shown in the figure represent theoretical calculations using the formula for A_N in the CNI region. The general formula is given by Eq. 28 of Ref.⁷. With reasonable assumptions that the amplitude ϕ_2 and the difference $\phi_1 - \phi_3$ could be neglected at collider energies, the formula becomes simpler

$$A_N = \frac{\sqrt{-t}}{m} \frac{[\kappa(1 - \rho \delta) + 2(\delta \operatorname{Re} r_5 - \operatorname{Im} r_5)] \frac{t_c}{t} - 2(\operatorname{Re} r_5 - \rho \operatorname{Im} r_5)}{(\frac{t_c}{t})^2 - 2(\rho + \delta) \frac{t_c}{t} + (1 + \rho^2)}. \quad (2)$$

In this formula $t_c = -8\pi\alpha/\sigma_{tot}$, κ is the anomalous magnetic moment of the proton, ρ is the ratio of the real to imaginary parts of forward (nonflip) elastic amplitude, and δ is the relative phase between the Coulomb and hadronic amplitudes.

The solid curve in Fig. 2 corresponds to the calculation without hadronic spin-flip ($\text{Re } r_5$ and $\text{Im } r_5$ set to 0 in Eq. 2). To quantify a possible contribution of the single helicity-flip amplitude ϕ_5 , the formula given by Eq. 2 was fitted to the measured A_N values with $\text{Re } r_5$ and $\text{Im } r_5$ as fit parameters. The statistical and systematic errors (except the beam polarization error) of A_N were added in quadrature for the fit. The results of the fit are following: $\text{Re } r_5 = -0.033 \pm 0.035$ and $\text{Im } r_5 = -0.43 \pm 0.56$. The dashed line in Fig. 2 represents the curve resulting from the fit.

The fitted values of $\text{Re } r_5$ and $\text{Im } r_5$ are shown in Fig. 3 together with contours for 1σ , 2σ and 3σ confidence levels. In addition, the point corresponding to no hadronic spin-flip is also shown. The fitted r_5 is compatible, at about one σ level, with the hypothesis of no hadronic spin flip. Thus our conclusion is that our results are suggestive of a hadronic spin-flip term, but cannot definitively rule out the hypothesis that only hadronic non spin-flip amplitudes contribute.

References

1. S. Bültmann *et al.*, Phys. Lett. **B579**, (2004) 245-250.
2. S. Bültmann *et al.*, Nucl. Instr. Meth. **A535**, (2004) 415-420.
3. S. Bültmann *et al.*, nucl-ex/0507030 (2005), accepted for Phys. Lett. B.
4. W. Guryn *et al.*, RHIC Proposal R7 (1994) (unpublished).
5. V. Barone, E. Predazzi, *High-Energy Particle Diffraction*, Texts and Monographs in Physics, Springer-Verlag; (2002), ISBN: 3540421076.
6. S. Donnachie, G. Dosch, P. Landshoff, *Pomeron Physics and QCD*, Cambridge University Press; (1998), ISBN: B0006Z3XLM.
7. N. H. Buttimore *et al.*, Phys. Rev. **D59**, 114010 (1999).
8. B. Z. Kopeliovich and B.G. Zakharov, Phys. Lett. **B266**, 156 (1989);
T. L. Trueman, hep-ph/9610439.
9. A. Bravar *et al.*, Proceedings of the 16th International Spin Physics Symposium *SPIN 2004*, eds. F. Bradamante *et al.*, World Scientific, 2005, p. 700.
10. H. Okada *et al.*, Proceedings of the 16th International Spin Physics Symposium *SPIN 2004*, eds. F. Bradamante *et al.*, World Scientific, 2005, p. 507.
11. O. Jinnouchi *et al.*, Proceedings of the 16th International Spin Physics Symposium *SPIN 2004*, eds. F. Bradamante *et al.*, World Scientific, 2005, p. 515.
12. J. Tojo *et al.*, Phys. Rev. Lett. **89**, 052302 (2002).
13. N. Akchurin *et al.*, Phys. Rev. **D48**, 3026 (1993).
14. T.L. Trueman, Proceedings of the 16th International Spin Physics Symposium *SPIN 2004*, eds. F. Bradamante *et al.*, World Scientific, 2005, p. 519.
15. R. Battiston *et al.*, Nucl. Instr. Meth. **A238**, 35 (1985).
16. G.G. Ohlsen and P.W. Keaton, Jr., Nucl. Instr. Meth. **109**, 41 (1973).