

IIT-HEP-95/2

hep-ex/9505002

An Ultrahigh-Statistics Charm Experiment for the Year $\sim 2000^*$

Daniel M. Kaplan and Vassili Papavassiliou
Illinois Institute of Technology, Chicago IL 60616

April 1995

Abstract

After reviewing the motivation for high-statistics charm studies, we describe a fixed-target experiment capable of reconstructing $> 10^8$ charm decays. High-rate silicon and scintillating-fiber tracking systems allow operation at a 5 MHz interaction rate, using an 800 GeV primary proton beam incident on a thin target. The trigger includes transverse energy and/or lepton requirements and also requires evidence of decay vertices. Simulations show that adequate rejection can be obtained.

1 Charm Physics at Fermilab: Brief History and Outlook

The program of fixed-target charm studies at Fermilab which began in earnest about 1984 with E691 has been by any measure extraordinarily successful. The history of Fermilab charm experiments is illustrated in Fig. 1 [1], which

*Presented at the LISHEP95 Workshop, Rio de Janeiro, Brazil, February 20–22, 1995.

shows roughly exponential growth in sensitivity since the late 1970s. While the physics reach of such experiments depends both on the number of signal events reconstructed and on the amount of background under the peaks, the former figure can still serve as a starting point for discussion. This number is expected to reach $\sim 10^6$ events during the next few years with the runs of Fermilab E781 and E831 (and the advent of CLEO III).

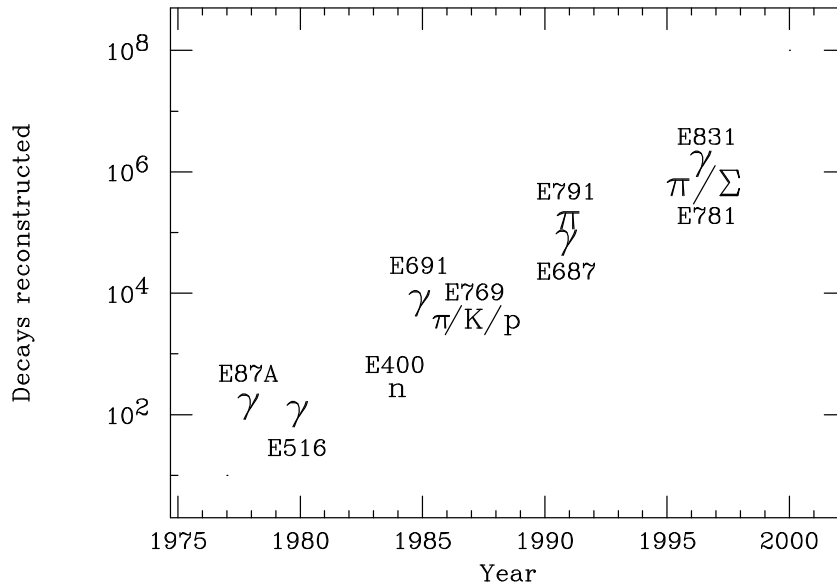


Figure 1: Yield of reconstructed charm vs. year of run for completed and approved high-statistics Fermilab fixed-target charm experiments; symbols indicate type of beam employed.

We are naturally led to the question whether further substantial advances in sensitivity can be foreseen in the years beyond. Our conclusion (detailed below) is that an optimized fixed-target apparatus can reach $\sim 10^8$ reconstructed decays using technology which is now or will soon be available. At these levels of sensitivity charm studies will provide increasingly incisive tests of the Standard Model and will also begin to probe significantly beyond it [2].

1.1 Searches for new physics

Given the large number of free parameters in the Standard Model, we must suspect that some new physics lies beyond it. This new physics could have detectable effects in the charm sector. For example, Pakvasa [3] has emphasized that rare and forbidden processes such as $D^0 - \bar{D}^0$ mixing, charm-changing neutral currents, and even lepton-family-violating currents must occur at some level if we are ever to understand the pattern of fermion masses and mixings. While direct CP violation in singly-Cabibbo-suppressed (SCSD) charm decays is expected [4] in the Standard Model at the $\lesssim 10^{-3}$ level (possibly observable at the level of sensitivity discussed here), CP violation in Cabibbo-favored or doubly-Cabibbo-suppressed modes would be a clear signature of new physics.

We can identify a growing trend towards precision studies of the strange quark (e.g. E871 and the KTeV and KAMI programs at Fermilab and E787 and E865 at the Brookhaven AGS) and the beauty quark (CDF and D0 upgrades, HERA- B , and the SLAC and KEK B Factories). The major goal of these efforts is the detailed study of suppressed Standard-Model effects (CP violation and rare decays), where small deviations may reveal aspects of the ultrahigh-energy theory. Various proposed extensions of the Standard Model (e.g. multiple-Higgs-doublet models with [5, 6] or without [7] tree-level flavor-changing couplings, left-right-symmetric models [8], and models with family symmetry [9] or supersymmetry [10]) predict effects also in the charm sector which should be detectable at the level of sensitivity discussed here. Charm experiments are uniquely sensitive to couplings of these new currents to “up-like” quarks, which may differ from those to “down-like” quarks [11]. Furthermore, the Standard-Model “backgrounds” in processes such as particle-antiparticle mixing, flavor-changing neutral currents, and CP violation are far smaller in charm than in strangeness and beauty, resulting in a larger and different discovery window. Precision studies of charm are thus complementary to those of strangeness and beauty.

$D^0 - \bar{D}^0$ mixing may be one of the more promising places to look for low-energy manifestations of physics beyond the Standard Model. Standard-Model contributions to $|\Delta m_D|$ are estimated [4] to give $r_{\text{mix}} < 10^{-8}$. Many nonstandard models predict a much larger effect. An interesting example is the multiple-Higgs model of Hall and Weinberg [5], in which $|\Delta m_D|$ can be as large as 10^{-4} eV, approaching the current experimental limit. In this

model K^0 CP violation arises from the Higgs sector, and CP violation in the beauty sector is expected to be small.

Charm-changing neutral currents are forbidden at tree-level in the Standard Model and thus are predicted [12] to have branching ratios of order 10^{-11} to 10^{-8} . A variety of non-Standard models [13] predict effects substantially larger than this. Experimental sensitivities are now in the range $\sim 10^{-5}$ and are expected to reach $\sim 10^{-6}$ in E831.

In summary (based on discussions and presentations at the CHARM2000 Workshop [14]), we anticipate the following order-of-magnitude estimates for sensitivity to new physics in a “ 10^8 -charm” experiment:

- D^0 mixing: $r_{\text{mix}} \sim 10^{-5}$
- charm-changing neutral currents and lepton-family-violating currents: $B \sim 10^{-7}$
- charm CP violation: $A_{CP} \sim 10^{-3}$ in SCSD modes

1.2 Tests of the Standard Model

Incisive tests of the CKM Model are envisioned from precision beauty studies at CLEO, the Tevatron Collider, HERA- B , and the B factories. Here too, high-sensitivity charm-quark studies play an important role complementary to that of b experiments:

1. Several authors [15, 16] have noted that suppressed Standard-Model processes (including such nonperturbative effects as final-state interactions) can complicate attempts to extract CKM parameters from beauty measurements. Charm decay provides an ideal laboratory in which to study these effects, which are both larger (due to the smaller charm-quark mass) and more cleanly studied (due to the small size of Standard-Model CP -violating and penguin-mediated effects) in charm than in beauty. In addition, the interplay of perturbative and nonperturbative Standard-Model physics at work here is of interest in its own right [17].
2. The extraction of CKM parameters from beauty measurements in many cases requires knowledge of form factors and decay constants. These

have been predicted using various models, including lattice gauge calculations and calculations employing the heavy-quark symmetry of QCD. The predictions of these models need to be tested in the charm sector to verify their applicability in the beauty sector.

3. Charm is the lightest quark for which perturbative QCD calculations may be meaningful, thus its production in large numbers in hadronic interactions can provide detailed tests of QCD. Understanding the production mechanism in terms of perturbative-QCD processes could lead to a determination of the gluon distribution of the proton at $x \gtrsim 0.025$, complementary to the small- x measurements possible at HERA and the hadron-collider experiments. The interplay of perturbative and non-perturbative effects here presents the opportunity to study longer-range aspects of QCD, such as the potential existence (and magnitude) of an intrinsic charm component in the nucleon, and final-state interactions in propagation of charm quarks through nuclear matter.

2 A Next-Generation Charm Spectrometer

We next discuss a hypothetical experiment which potentially can achieve the 10^8 -reconstructed-charm sensitivity mentioned above. As we will see, the most demanding requirement is on the trigger. In particular, an on-line secondary-vertex trigger is needed if adequate trigger rejection is to be achieved without sacrificing sensitivity in hadronic decay modes.

2.1 Beam and target

To achieve the sensitivity discussed here in a fixed-target run of $\approx 10^5$ beam spills requires a primary proton beam (see Table 1 [18]). Given $\sigma(pN \rightarrow DX) + \sigma(pN \rightarrow \bar{D}X) \approx 40 \mu\text{b}/\text{nucleon}$ at 800 GeV [19] and $\sigma(pN \rightarrow D^0 X) \propto A^{1.0}$ [20], and assuming that the cross section to produce D_s and charmed baryons is $\approx 15\%$ that of D mesons, the charmed-particle production rate is 7×10^{-3} /interaction if a high- A target (e.g. Au) is used.

A target which is short compared to typical charm decay lengths is crucial for optimizing background suppression, both off-line and at trigger level. While multiple thin targets could be employed (as in E791 and E831), a

Table 1: Charm yields* for various possible beams using an open-geometry general-purpose spectrometer.

Beam	$\sigma_{c\bar{c}}$ (cm^2)	Max. beam /spill	Charm events /spill	Reconstructable charm/spill [†]
p (800 GeV)	2×10^{-29}	10^{13}	7×10^4 [‡]	$\approx 1.5 \times 10^3$ [‡]
π^- (500 GeV)	2×10^{-29}	10^8 [§]	3×10^3	≈ 60
γ (≈ 200 GeV)	1×10^{-30}	10^8 [§]	2×10^2	≈ 4

* neglecting A -dependence enhancement.

[†] based on Σ (branching ratio \times efficiency) $\approx 10^{-2}$ for reconstructable modes.

[‡] assuming a maximum of 0.1 interaction/bucket.

[§] limited by proton economics.

single target facilitates fast vertex triggering. A 1 mm W, Pt, or Au target is one possibility, representing $\approx 1\%$ of an interaction length and on average 14% of a radiation length for outgoing secondaries. A low- Z material such as ^{13}C -diamond may be favored to minimize scattering of low-momentum pions from D^* decay [18]; then a 2 mm target is suitable, representing $\approx 1\%$ of an interaction length and $\approx 1\%$ of a radiation length and producing charm at the rate 3×10^{-3} /interaction. Given the typical Lorentz boost $\gamma \approx 20$, a 1–2 mm target is short enough that a substantial fraction even of charmed baryons will decay outside it.

We consider a benchmark 5 MHz interaction rate, which then requires 0.5–1 GHz of primary proton beam, an intensity easily attainable. As shown below, this yields $\gtrsim 10^8$ reconstructed charm per few $\times 10^6$ s of beam ($\approx 10^5$ spills $\times 20$ s/spill).

2.2 Rate capability

A significant design challenge is posed by radiation damage to the silicon detectors. To configure detectors which can survive at the desired sensitivity, we choose suitable maximum and (in one view) minimum angles for the instrumented aperture, arranging the detectors along the beam axis with a small gap through which pass the uninteracted beam and secondaries below

the minimum angle (Figs. 2, 3).¹ Thus the rate is spread approximately equally over several detector planes, with large-angle secondaries measured close to the target and small-angle secondaries farther downstream. Along the beam axis the spacing of detectors increases geometrically, making the lever arm for vertex reconstruction independent of production angle. Since small-angle secondaries tend to have high momentum, the multiple-scattering contribution to vertex resolution is also approximately independent of production angle. We have chosen an instrumented angular range $|\theta_x| \leq 200$ mr, $4 \leq \theta_y \leq 175$ mr, corresponding to the center-of-mass rapidity range $|y| \lesssim 1.9$ and containing over 90% of produced secondaries.

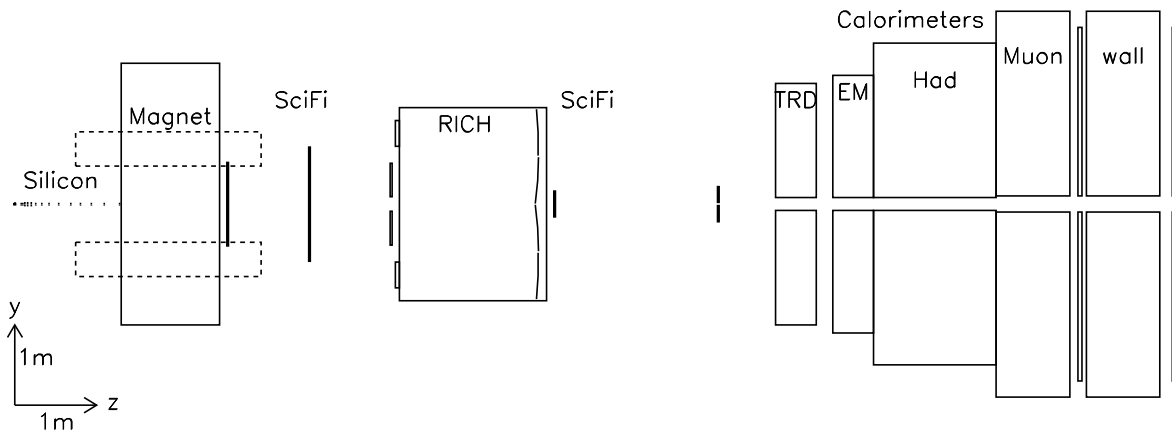


Figure 2: Spectrometer layout (bend view).

To maximize the rate capability of the spectrometer, tracking is performed entirely with silicon and scintillating-fiber planes. The rate per unit area (and hence the radiation fluence) in a detector element can easily be estimated based on the uniform-pseudorapidity approximation. Fig. 4 shows the rate calculation for an annular area dA located a transverse distance r from the beam and of thickness dr . Since the operational limit of present-day silicon detectors is 10^{14} particles/cm², the charged multiplicity per unit pseudorapidity in 800 GeV proton-nucleus collisions is $n \approx 4$ for high- A targets [21] (less for C), and calling the total number of interactions in the run

¹An alternative approach with no gap may also be workable if the beam is spread over sufficient area to satisfy rate and radiation-damage limits, however the approach described here probably allows smaller silicon detectors and is “cleaner” in that the beam passes through a minimum of material.

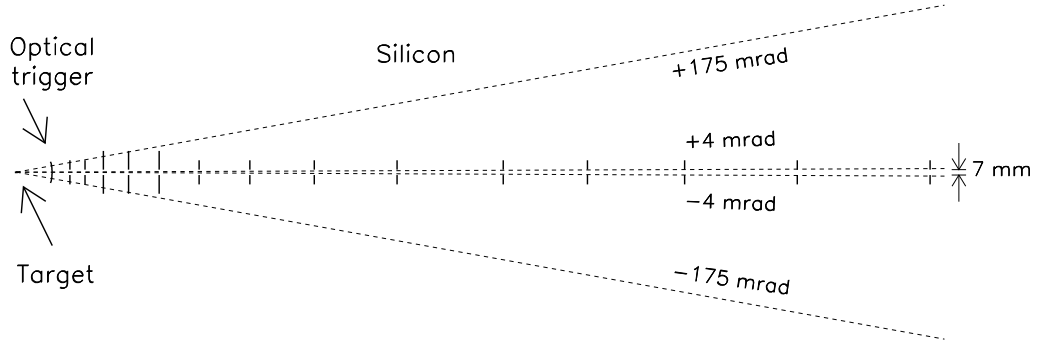


Figure 3: Detail of vertex region (showing optional optical impact-parameter trigger).

n_{int} , we can derive the “minimum survivable” inner detector radius

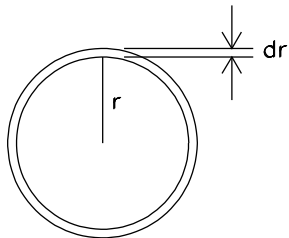
$$r_{\text{min}} = \left(\frac{n}{2\pi} \frac{n_{\text{int}}}{10^{14}} \right)^{\frac{1}{2}}.$$

Since a typical run will yield fewer than $(5 \times 10^6 \text{ interactions/s}) \times (4 \times 10^6 \text{ s}) = 2 \times 10^{13}$ interactions, we obtain conservatively $r_{\text{min}} = 3.5 \text{ mm}$, which we set as the half-gap between the two detector arms. This ensures that the detectors will survive for the entire run (or at most will need to be replaced once²). To cover the desired angular range, we configure 14 double-sided silicon strip detectors³ above and 14 below the beam as shown in Fig. 3, such that at all angles of interest there are at least six measurements per track (and more at small angles where the occupancy is highest).

A large-scale scintillating-fiber tracker has recently been successfully tested [22] for the D0 upgrade, and we base our fiber-tracker design on that demonstrated technology. Green-scintillating 3HF/PTP fibers are deployed in staggered doublets in three views. They are read out using cryogenic solid-state “visible-light photon counters” (VLPCs) [23]. Since the fibers are more radiation-hard than silicon detectors, and (due to occupancy; see below) the

²In E789 we operated silicon detectors at fluence up to $\approx 5 \times 10^{13} \text{ cm}^{-2}$ with negligible efficiency loss.

³We assume silicon strip detectors for definiteness, but silicon pixel detectors would be better if available with sufficient readout speed and radiation hardness; because of their radiation hardness, diamond detectors [24], if available, should also be considered.



$$\frac{dN}{d\eta} \doteq \text{constant} \equiv n$$

$$d\eta = \frac{dr}{r}$$

$$dA = 2\pi r dr$$

$$\begin{aligned} \frac{dN}{dA} &= \frac{dN}{d\eta} \frac{d\eta}{dA} \\ &= n/2\pi r^2 \end{aligned}$$

Figure 4: Calculation of rate per unit area in an annulus.

beam gap between fiber planes is larger than that in the silicon, radiation damage of the fibers is not anticipated to be a problem.

We assume 1-bucket (<19ns) recovery times for all detectors, so that there is no pile-up due to out-of-time interactions. Designs capable of this performance have been presented [21, 25] for all detectors except the TRD.⁴

Detector-element occupancies also follow from the derivation of Fig. 4. For an element of height dy located a transverse distance y from the beam and covering $-x_{\max} < x < x_{\max}$, the occupancy per event (neglecting magnetic bending) is

$$\frac{n}{\pi} \frac{dy}{y} \arctan \frac{x_{\max}}{y}.$$

For 800 μm fiber diameter, this implies $\approx 16\%$ occupancy at $y = 1$ cm, $\approx 8\%$ at 2 cm, and $\approx 4\%$ at 4 cm. A full trackfinding simulation will be required to assess the maximum acceptable occupancy, but this suggests ≈ 1 cm as the minimum acceptable half-gap in the scintillating-fiber planes. The fibers near the gap could be split at $x = 0$ and read out at both ends, halving their occupancies. Since shorter fibers have less attenuation, a smaller diameter could be used near the gap, reducing occupancy still further.

2.3 Spectrometer performance

We have carried out a simple Monte Carlo simulation of the spectrometer sketched above. Assuming a 1.2-m-long analyzing magnet with pole pieces

⁴It may be that a TRD for electron identification is not cost-effective and a hadron-blind detector [26] or preshower detector should be used instead.

tapered to give 0.5 GeV p_t kick, we obtain $(56 \pm 1)\%$ geometrical acceptance for $D^0 \rightarrow K^-\pi^+$ decays and $(44 \pm 1)\%$ for $D^{*+} \rightarrow D^0\pi^+ \rightarrow K^-\pi^+\pi^+$, comparable to those of existing open-geometry spectrometers despite the beam gap. With silicon detectors of $25 \mu\text{m}$ pitch read out digitally (i.e. no pulse-height information) and $800 \mu\text{m}$ scintillating-fiber pitch, and assuming $\pm 10^\circ$ stereo, Gaussian fits to the reconstructed distributions give rms resolutions of 6 MeV in mass (a factor ≈ 2 better than that of existing spectrometers) and $11 \mu\text{m}$ (bend-view) and $21 \mu\text{m}$ (nonbend-view) in impact parameter, giving 40 fs decay proper-time resolution, comparable to that of existing spectrometers. Since the mass resolution is dominated by scattering, minimization of material is crucial, for example use of helium bags and avoidance of threshold Cherenkov counters employing heavy gas mixtures. (The performance parameters just given are a snapshot of work in progress and probably can be improved with further optimization.)

2.4 Trigger

While the most successful previous charm hadroproduction experiments (E769 and E791) used very loose triggers and recorded most inelastic interactions, this approach is unlikely to extrapolate successfully by three orders of magnitude! (Consider that E791 recorded 2×10^{10} events – tens of terabytes of data – on 20,000 8 mm tapes.) Thus our sensitivity goal requires a highly selective trigger. However, we wish to trigger on charm-event characteristics which bias the physics as little as possible. Lepton triggers, used successfully by E653, while capable of great selectivity ($\sim 10^3$ rejection for minimum-bias events), have only $\sim 10\%$ charm efficiency. The E_t triggers used by E769 and E791, while highly efficient for charm, have poor selectivity ($\lesssim 10$ minimum-bias rejection). We therefore assume a first-level trigger requiring calorimetric E_t OR'ed with high- p_t -lepton and lepton-pair triggers. At second level, secondary-vertex requirements can be imposed on the E_t -triggered events to achieve a rate (~ 100 kHz) which is practical to record.

Analyses of the efficacy of an E_t trigger carried out using E791 data [27, 28] and the PYTHIA Monte Carlo [29] agree on minimum-bias rejection vs. charm efficiency (though due to nuclear effects not simulated in PYTHIA, they differ as to the E_t threshold corresponding to a given rejection). Fig. 5 shows the efficiencies for charm and minimum-bias events as a function of the PYTHIA E_t threshold. A considerable degradation results if there is

significant probability for two interactions to pile up in the calorimeter. Given the 53 MHz rf structure of the Tevatron beam and the typical $\approx 50\%$ effective spill duty factor, at the benchmark 5 MHz mean interaction rate there is a $\approx 20\%$ probability for a second simultaneous interaction. Thus at a 5 GeV PYTHIA E_t threshold (corresponding to a ≈ 10 GeV actual threshold), the minimum-bias rejection factor is 5, i.e. pile-up degrades the rejection by a factor ≈ 2 , even for a calorimeter with one-bucket resolution. The charm efficiency at this threshold is about 50%, for a charm enrichment of ≈ 2.5 . (These are rough estimates based on a relatively crude calorimeter [29], and an optimized calorimeter may provide better rejection.) Such an E_t trigger yields a 1 MHz input rate to the next level.

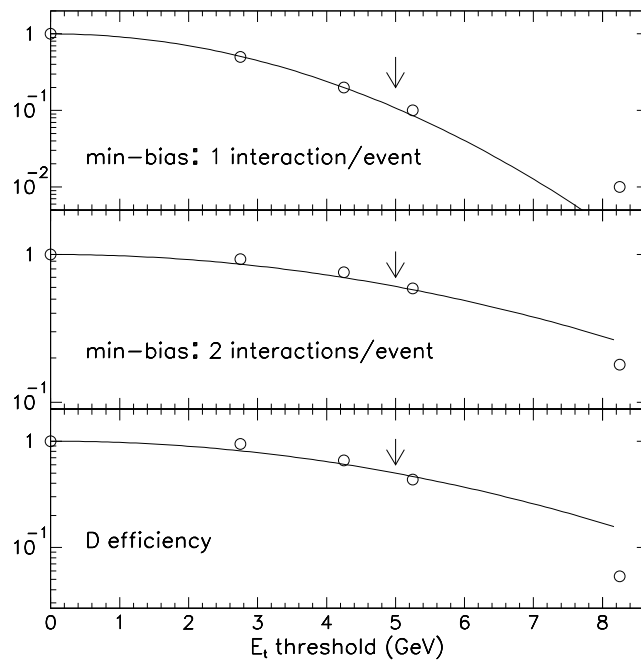


Figure 5: Minimum-bias and D efficiencies vs. E_t threshold; points are from PYTHIA simulation of Ref. [29], curves are fits of the form $\exp(-aE_t^2)$, and arrows indicate the 5 GeV “PYTHIA E_t ” threshold discussed in text.

While it may be technically feasible by the Year 2000 to record events at a 1 MHz rate, an additional factor ≈ 10 in trigger rejection is desirable, and can be achieved by requiring evidence of secondary vertices. Existing

custom trackfinding trigger processors [30], while perhaps capable of this rejection, typically fall short by \approx one order of magnitude in speed. At ~ 1 MIPS-s/event, an on-line farm of commercial processors would need a capacity of $\sim 10^5 - 10^6$ MIPS, which may be prohibitive even in the Year 2000. It is likely that by then a sufficiently fast custom trackfinding processor can be developed. This would require fast buffering (~ 100 ns) and readout ($\sim 1 \mu$ s) of event information in order not to impose excessive downtime. Trackfinding secondary-vertex triggers benefit from the use of focused beam and a single thin target, which allow simplification of the algorithm since the primary vertex location is known *a priori*. Since low- p_t tracks have poor vertex resolution [31], a trigger which discriminates p_t is more effective than one which is purely topological; such discrimination may be simply accomplished by placing the vertex detectors in a weak magnetic field and looking for straight tracks. Christian [28] has suggested a simple trigger-processor algorithm based on this idea.

As a first step in evaluating the efficacy of such a trigger, a Monte Carlo simulation was performed for the silicon-detector configuration shown in Fig. 3, using PYTHIA for the event generation. The target length was taken to be 1 mm, while its transverse dimensions were ignored, approximating a very narrow target (at least in one view). 25μ m strip pitch was assumed. An algorithm was applied that searched for hits in two seed planes in the y - z view. When a pair of hits was found with more than some minimum impact parameter when extrapolated to the target, additional y hits, consistent with the line defined by the two seed planes, were sought. The search was repeated using different pairs of seed planes, and an event was accepted if at least one track was found. Fig. 6 shows the efficiency of the algorithm, both for charm and for minimum-bias events, as a function of the minimum impact parameter. It can be seen that for an impact-parameter cut of 200μ m, a rejection factor of more than 20 can be obtained for the background, while retaining a 67% efficiency for charm events. Somewhat surprisingly, the addition of a weak magnetic field (up to 3 kG) in the target region was found not to be helpful: because the algorithm looks for straight tracks, a field strong enough to improve the rejection degrades the efficiency significantly.

A key feature of Christian's algorithm is the elimination of hits which lie on straight lines pointing to the target prior to searching for tracks of finite impact parameter. This can reduce substantially the processing time, since as the number of hits per detector plane (n) increases, the time to eliminate

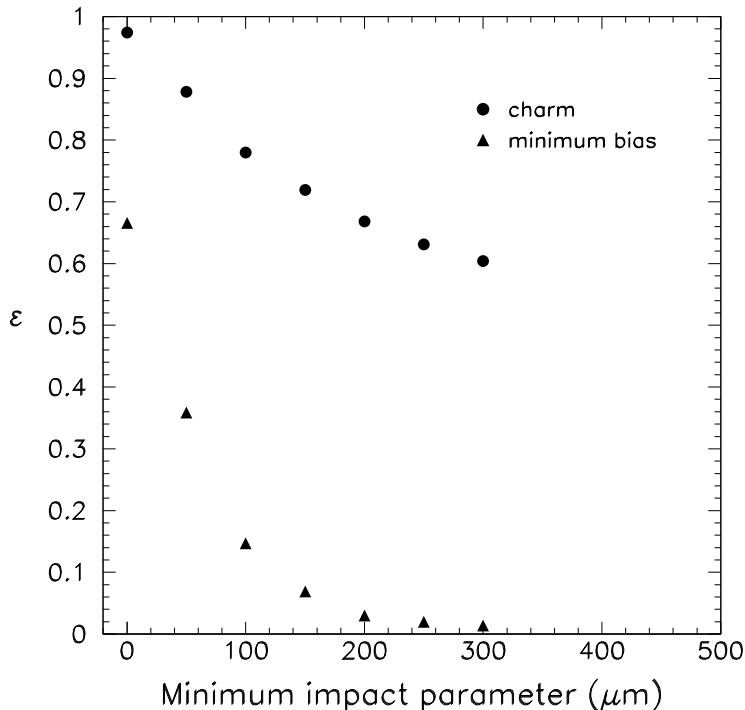


Figure 6: Efficiency of the vertex-trigger algorithm as a function of the minimum impact parameter for charm events (dots) and minimum-bias events (triangles), using a PYTHIA-based Monte Carlo simulation.

hits is linear in n , while the time to find tracks of finite impact parameter goes as n^2 (due to the loops over hits in two seed planes) [28]. The results using this preliminary hit-elimination pass are shown in Fig. 7. For the $200\ \mu\text{m}$ impact-parameter cut discussed above, the rejection and efficiency are hardly affected. This algorithm thus looks quite promising.

As alternatives to iterative trackfinding at a 1 MHz event rate, three other approaches also appear worth pursuing. The first is a secondary-vertex trigger implemented using fast parallel logic, e.g. PALs, neural networks, or pre-downloaded fast RAMs, to look quickly for patterns in the silicon detectors corresponding to tracks originating downstream of the target. The others are fast secondary-vertex trigger devices originally proposed for beauty: the optical impact-parameter [32] and Cherenkov multiplicity-jump [33] triggers; while results from prototype tests so far suggest undesirably low charm ef-

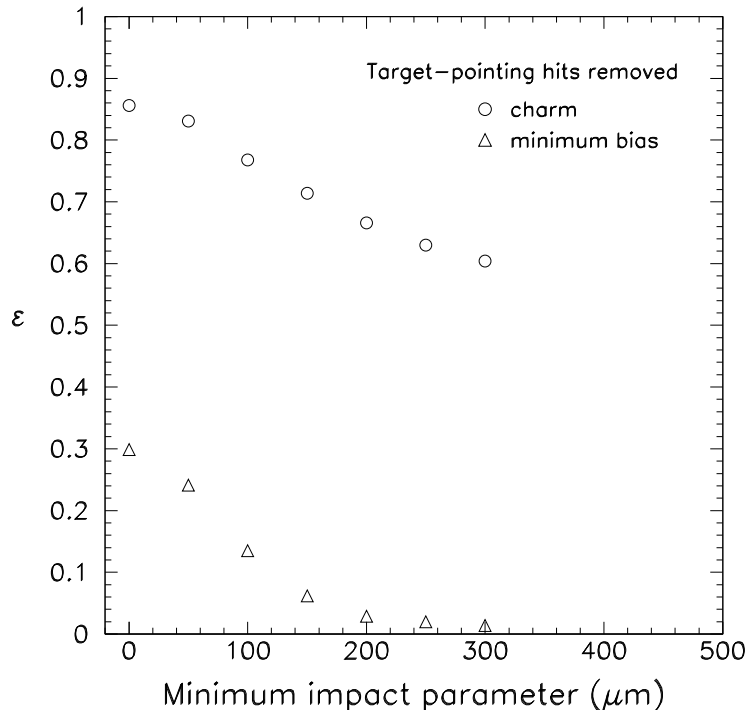


Figure 7: Efficiency of the vertex-trigger algorithm as a function of the minimum impact parameter for charm events (dots) and minimum-bias events (triangles), using a preliminary hit-elimination pass to speed up processing.

efficiency, these might with further development provide sufficient resolution to trigger efficiently on charm. For example, Fig. 8 shows the efficiency for minimum-bias, charm, and beauty events projected for a version of the optical trigger [34], indicating 40% charm efficiency for a factor 5 minimum-bias rejection. The resulting ≈ 200 kHz event rate can be processed on-line or recorded using existing technology.

3 Yield

The charm yield is straightforwardly estimated. Assuming a Au target and a typical fixed-target run of 3×10^6 live beam seconds, 10^{11} charmed particles are produced. The reconstructed-event yields in representative modes are

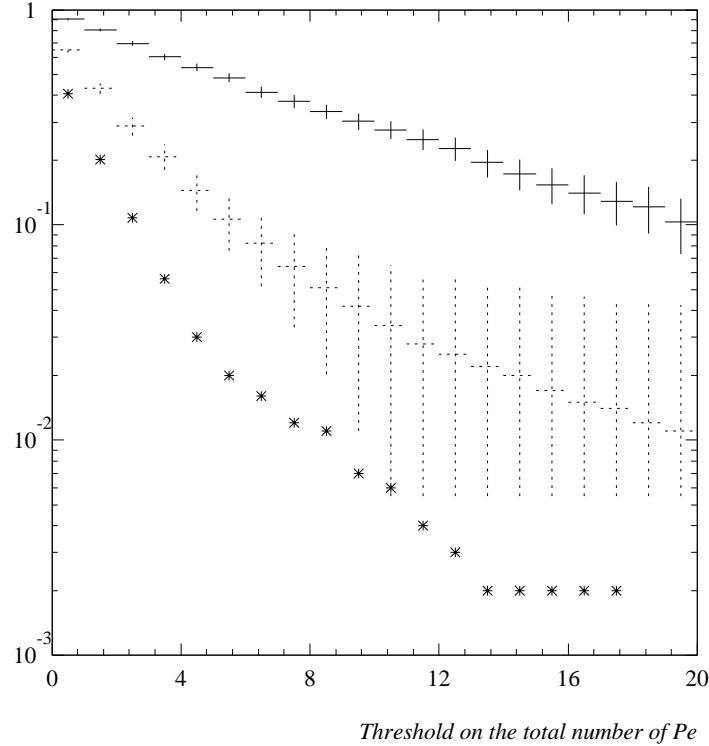


Figure 8: Estimated optical-trigger efficiency for minimum-bias (solid crosses), PYTHIA charm (dashed crosses), and $B^0 \rightarrow \pi\pi$ events (stars) vs. threshold in photoelectrons.

estimated in Table 2 assuming (for the sake of illustration) that the optical trigger is used for all-hadronic modes (but not for leptonic modes, for which the first-level trigger rate should be sufficiently low to be recorded directly) and performs as estimated above. Although due to off-line selection cuts not yet simulated, realistic yields could be a factor $\approx 2-3$ below those indicated, the total reconstructed sample is well in excess of 10^8 events. Given the factor ≈ 2 mass-resolution improvement compared to E791, one can infer a factor ~ 50 improvement in statistical significance in a typical decay mode. Since the charm cross section at 120 GeV proton-beam energy may be several % of that at 800 GeV, and the geometrical acceptance remains $\approx 50\%$, interesting charm sensitivity may also be available using Main Injector beam during

Table 2: Estimated yields of reconstructed events (antiparticles included)

mode	charm frac.	BR	acceptance	efficiency	yield
$D^0 \rightarrow K\pi$	0.6	0.0365	0.56	0.1	1.2×10^8
$D^+ \rightarrow K^*\mu\nu$	0.3	0.027	0.4	0.25	8×10^7
$\rightarrow K\pi\mu\nu$					
all	1	≈ 0.1	≈ 0.4	≈ 0.1	$\approx 4 \times 10^8$

Tevatron Collider running; at the least, there will be opportunity to debug and test the spectrometer thoroughly so that full-energy beam may be used with optimal efficiency.

4 Summary

A fixed-target hadroproduction experiment capable of reconstructing in excess of 10^8 charm events is feasible using detector, trigger, and data acquisition technologies which exist or are under development. A typical factor ~ 50 in statistical significance of signals may be expected compared to E687 and E791. We expect the spectrometer sketched here to cost substantially less than HERA-*B* (whose cost was estimated at 33M DM in 1994). We anticipate an exciting future for charm physics at the turn of the century.

Acknowledgements

We have benefited from discussions with C. N. Brown, D. C. Christian, S. Kwan, M. D. Sokoloff, and S. Pakvasa, and we thank them for reading the manuscript. We thank the organizers for a most stimulating workshop.

References

- [1] After a figure prepared by by D. C. Christian for Fermilab Proposal 829 and included in J. A. Appel, "Experimental Issues in High-Sensitivity Charm Physics," in **The Future of High-Sensitivity Charm Experiments**, *Proceedings of the CHARM2000 Workshop*, Fermilab,

- June 7–9, 1994, D. M. Kaplan and S. Kwan, *eds.*, FERMILAB-Conf-94/190, p. 1.
- [2] M. D. Sokoloff and D. M. Kaplan, “Physics of an Ultrahigh-Statistics Charm Experiment,” IIT-HEP-95/1, to appear in *Proc. of the HQ94 Workshop*, Charlottesville, VA, Oct. 7–10, 1994.
 - [3] S. Pakvasa, “Charm as Probe of New Physics,” in **The Future of High-Sensitivity Charm Experiments**, *op cit.*, p. 85.
 - [4] G. Burdman, “Charm Mixing and CP Violation in the Standard Model,” in **The Future of High-Sensitivity Charm Experiments**, *op cit.*, p. 75.
 - [5] Lawrence Hall and Steven Weinberg, *Phys. Rev. D* **48**, R979 (1993).
 - [6] S. Pakvasa and H. Sugawara, *Phys. Lett.* **73B**, 61 (1978); M. Shin, M. Bander, and D. Silverman, in *Proc. Tau-Charm Factory Workshop*, Stanford, CA, May 23–27, 1989, SLAC-Report-343, p. 686.
 - [7] L. F. Abbott *et al.*, *Phys. Rev. D* **21**, 179 (1980); V. Barger *et al.*, *Phys. Rev. D* **41**, 3421 (1990).
 - [8] A. Le Yaouanc *et al.*, *Phys. Lett. B* **292**, 353 (1992); M. Gronau and S. Wakaizumi, *Phys. Rev. Lett.* **68**, 1814 (1992).
 - [9] G. Volkov *et al.*, *Yad. Fiz.* **34**, 435 (1981).
 - [10] A. Datta, *Phys. Lett.* **154B**, 287 (1985); I. Bigi *et al.*, *Z. Phys.* **C48**, 633 (1990); Y. Nir and N. Seiberg, *Phys. Lett. B* **309**, 337 (1993).
 - [11] A. Hadeed and B. Holdom, *Phys. Lett.* **159B**, 379 (1985); W. Buchmuller and D. Wyler, *Phys. Lett.* **177B**, 377 (1986); W. Buchmuller, in *Proc. Int. Symp. on Production and Decay of Heavy Hadrons*, Heidelberg, Germany, May 20–23, 1986, p. 299.
 - [12] K. S. Babu *et al.*, *Phys. Lett. B* **205**, 540 (1988); A. J. Schwartz, *Mod. Phys. Lett.* **A8**, 967 (1993).

- [13] W. Buchmuller and D. Wyler, Phys. Lett. **177B**, 377 (1986); A. S. Joshipura, Phys. Rev. D **39**, 878 (1989); Miriam Leurer, Phys. Rev. Lett. **71**, 1324 (1993).
- [14] D. M. Kaplan and S. Kwan, *eds.*, **The Future of High-Sensitivity Charm Experiments**, *Proceedings of the CHARM2000 Workshop*, Fermilab, June 7–9, 1994, FERMILAB-Conf-94/190; see especially R. Morrison, “CHARM2000 Workshop Summary,” *ibid.*, p. 313.
- [15] G. Burdman, E. Golowich, J. L. Hewett, and S. Pakvasa, “Radiative Weak Decays of Charm Mesons,” FERMILAB-Pub-94/412-T.
- [16] J. Rosner, “What Charm Can Tell Us About Beauty,” in **The Future of High-Sensitivity Charm Experiments**, *op cit.*, p. 297.
- [17] See for example M. Luke, “Inclusive Charm Decays from QCD,” in **The Future of High-Sensitivity Charm Experiments**, *op cit.*, p. 67.
- [18] Adapted from Table 1 of C. N. Brown, D. M. Kaplan, and D. J. Summers, “Report of the Working Group on Beams and Architectures,” in **The Future of High-Sensitivity Charm Experiments**, *op cit.*, p. 459.
- [19] We average together measurements of charged- and neutral- D production from R. Ammar *et al.*, Phys. Rev. Lett. **61**, 2185 (1988); K. Kodama *et al.*, Phys. Lett. B **263**, 573 (1991); and Ref. [20].
- [20] M. J. Leitch *et al.*, Phys. Rev. Lett. **72**, 2542 (1994).
- [21] T. Lohse *et al.*, “HERA- B : An Experiment to Study CP Violation in the B System Using an Internal Target at the HERA Proton Ring,” Proposal to DESY, DESY-PRC 94/02, May 1994.
- [22] R. Ruchti, “Fiber Tracking,” in **The Future of High-Sensitivity Charm Experiments**, *op cit.*, p. 173.
- [23] M. D. Petroff and M. Atac, IEEE Trans. Nucl. Sci. **36** (1989) 163; M. Atac *et al.*, Nucl. Instr. & Meth. **A314** (1992) 56; M. Atac *et al.*, Nucl. Instr. & Meth. **A320** (1992) 155.

- [24] R. Tesarek, “Diamond Detectors,” in **The Future of High-Sensitivity Charm Experiments**, *op cit.*, p. 163.
- [25] See e.g. D. M. Kaplan *et al.*, Nucl. Instr. & Meth. **A343**, 316 (1994); D. F. Anderson, S. Kwan, and V. Peskov, *ibid.*, p. 109; N. S. Lockyer *et al.*, *ibid.* **A332**, 142 (1993).
- [26] Y. Giomataris and G. Charpak, Nucl. Instr. & Meth. **A310**, 589 (1991); M. Chen *et al.*, “Results of a First Beam Test of Hadron Blind Trackers”, CERN-PPE-93-191, Aug. 1993.
- [27] J. C. Anjos *et al.*, “Continued Study of Heavy Flavors at TPL,” Fermilab Proposal 829 (1994).
- [28] D. C. Christian, “Triggers for a High-Sensitivity Charm Experiment,” in **The Future of High-Sensitivity Charm Experiments**, *op cit.*, p. 221.
- [29] C. J. Kennedy, R. F. Harr, and P. E. Karchin, “Simulation Study of a Transverse Energy Trigger for a Fixed Target Beauty and Charm Experiment at Fermilab,” Sept. 9, 1993 (unpublished).
- [30] C. Lee *et al.*, IEEE Trans. Nucl. Sci. **38** 461, (1989); M. Adamovich *et al.*, *ibid.* **37** No. 2, 236 (1990); B. C. Knapp, Nucl. Instr. & Meth. **A289**, 561 (1990).
- [31] W. Selove, in *Proceedings of the Workshop on B Physics at Hadron Accelerators*, P. McBride and C. S. Mishra, *eds.*, Fermilab-CONF-93/267 (1993), p. 617.
- [32] G. Charpak, L. M. Lederman, and Y. Giomataris, Nucl. Instr. & Meth. **A306**, 439 (1991); D. M. Kaplan *et al.*, *ibid.* **A330**, 33 (1993); G. Charpak *et al.*, *ibid.* **A332**, 91 (1993).
- [33] A. M. Halling and S. Kwan, Nucl. Instr. & Meth. **A333**, 324 (1993).
- [34] L. D. Isenhower *et al.*, “P865: Revised Letter of Intent for a High-Sensitivity Study of Charm and Beauty Decays,” April 2, 1993.