

Recent results from CLEO on Charm and Bottom hadrons

Vivek Jain^a

^aVanderbilt University,
Nashville, TN 37235, USA
Representing the CLEO collaboration

In this talk¹, I present new results from CLEO on charm and bottom hadrons. Most of the talk will be on the issue of the B semileptonic branching fraction, its connection to the number of charm quarks produced in the decay of a b quark, and the rate for the $b \rightarrow c\bar{c}s$ transition.

1. Introduction

The physics program at CLEO is at the forefront of heavy flavour research. The emphasis is on the decay of charm hadrons, beauty mesons and tau leptons. There is also active research in 2-photon physics, Upsilon spectroscopy and production characteristics of charm hadrons.

In this talk, I will focus on the disagreement between the experimental value of the B semileptonic branching fraction and predictions of theoretical models; the experimental value being the smaller of the two. In order to “fix” the model predictions, one has to increase the number of charm quarks produced in the decay of a b quark, and also the rate for B decays of the type, $b \rightarrow c\bar{c}s$. I will discuss CLEO results which shed light on this issue. I will first present results on an isospin violating decay of the D_s^* meson.

2. Data Sample

The results shown here are based on data taken at the Cornell Electron Storage Ring using the CLEO-II detector. The CLEO-II detector has excellent charged and neutral particle detection over $\approx 95\%$ of 4π . Electrons and muons are detected with high efficiency and low fake rates. Detector details can be found elsewhere[1].

The data were collected on the $\Upsilon(4S)$ resonance, with center of mass energy of 10.58 GeV,

and in the continuum, 60 MeV below. The ON resonance luminosity was 3.3 fb^{-1} , which corresponds to about $3.5 \times 10^6 B\bar{B}$ mesons produced. The OFF resonance luminosity, which is used to model the continuum background under the $\Upsilon(4S)$, was 1.6 fb^{-1} . To study charm hadrons, one can use both ON and OFF resonance data, which amounts to about $6.5 \times 10^6 c\bar{c}$ pairs produced. The total number of reconstructed charm hadrons at present, which includes $D^0, D^+, D^{*0(+)}, D_s^{(*)}, \Lambda_c$, etc., is $\geq 1.0 \times 10^5$. The results presented here are based on about 70% of the total luminosity.

3. Isospin violating decay, $D_s^* \rightarrow D_s\pi^0$

Up to now, only the radiative decay of the D_s^* has been observed[2]. The only strong decay allowed, $D_s^* \rightarrow D_s\pi^0$, is “forbidden” by isospin. However, isospin is not an exact symmetry, e.g., $m_u \neq m_d$, and the presence of the decay $\psi \rightarrow J/\psi\pi^0$. It has been argued on the basis of chiral perturbation theory that $D_s^* \rightarrow D_s\pi^0$ is non-vanishing. The decay is mediated by a virtual η , which has a significant $s\bar{s}$ content, which then “mixes” into a π^0 , due to the fact that the former also has a large non-strange component. The second step violates isospin. The tree level diagram for this decay, gluon emission to produce a π^0 , is OZI-suppressed, whereas the electromagnetic production mechanism is down by a factor of α . The amplitude for this decay mode is proportional to the mass difference between the u and d quarks. Since the radiative decay, $D_s^* \rightarrow D_s\gamma$, is

¹Invited talk at “Production and decay of hyperons, charmed and beauty hadrons”, Strasbourg, France, Sep. 5-8, 1995

suppressed due to the partial cancellation of the charm and strange quark magnetic moments, it is possible to observe the isospin violating decay.

The D_s meson is reconstructed in the $\phi\pi$ decay mode, which has a large (detection efficiency \times branching fraction) and is relatively background free[4]. The π^0 has to pass strict selection criteria in order to be considered. In Fig. 1, I present the mass difference, $\Delta M = M(D_s\pi^0) - M(D_s)$, for events which fall within the π^0 and D_s mass regions. The points with error bars indicate a clear signal, yielding $14.7_{-4.0}^{+4.6}$ events. The dashed line is the contribution due to random combinations, which has been modelled using the sidebands in the π^0 and D_s mass distributions. A fit to the dashed histogram yields $-1.0_{-2.4}^{+3.1}$ events, consistent with zero. If, instead, we plot the D_s mass, after requiring cuts on the mass difference, we again have a clear signal. Counting events in the signal region, $142 \text{ MeV}/c^2 < \Delta M < 146 \text{ MeV}/c^2$, we observe 16 signal and 5 background events. Taking into account that the sidebands are twice the width of the signal region, we obtain the binomial probability of getting 16 (or more) signal events out of a total of 21 events to be 7.3×10^{-5} , which corresponds to a statistical significance of at least 3.9 standard deviations. Normalizing this reaction to the radiative decay, we obtain the branching fraction ratio,

$$\frac{\mathcal{B}(D_s^* \rightarrow D_s\pi^0)}{\mathcal{B}(D_s^* \rightarrow D_s\gamma)} = 0.062_{-0.018}^{+0.020} \pm 0.022$$

The presence of both the radiative and pionic decay modes implies that the spin-parity of the D_s^* belongs to the “natural” series ($1^-, 2^+, \dots$). The most likely scenario is 1^- , same as D^{*0} and D^{*+} [2]. In addition, the pionic decay mode is very close to the kinematic threshold; we use it to measure the mass difference of D_s^* and D_s , which is determined to be $143.76 \pm 0.39 \pm 0.40 \text{ MeV}/c^2$, in excellent agreement with the previous CLEO measurement (using the radiative mode), $144.22 \pm 0.47 \pm 0.37 \text{ MeV}/c^2$. These values are somewhat larger but more precise than the PDG[2] value of $142.4 \pm 1.7 \text{ MeV}/c^2$.

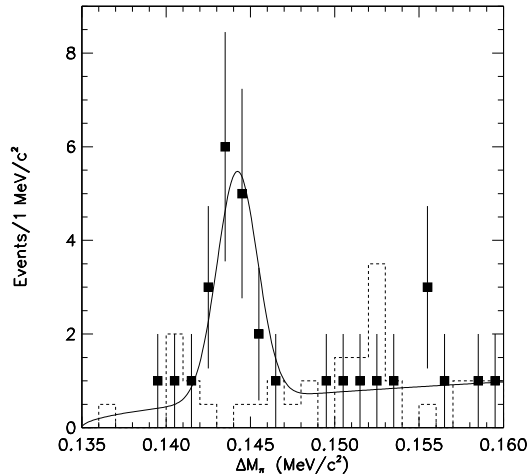


Figure 1. Mass Difference.

4. Semileptonic B decay and related issues

One of the more intriguing issues in B physics is the disagreement between the experimental value and theoretical predictions for the B semileptonic branching fraction. After accounting for QCD corrections, the theoretical predictions range from 11% – 12%, whereas the most model independent experimental value (CLEO) is $(10.49 \pm 0.17 \pm 0.43)\%$. This “disagreement” may not seem real, but the problem is that these theoretical models also predict that the number of charm quarks (n_c) produced per decay of a b quark is about 1.30 instead of the measured value (CLEO),

$$n_c = 1.15 \pm 0.044$$

These predictions imply that the rate of the $b \rightarrow c\bar{c}s$ transition is boosted from 0.15 to about 0.30; the lower the theoretical prediction for $\mathcal{B}(B \rightarrow Xl\nu)$, the higher the prediction for n_c and $\Gamma(b \rightarrow c\bar{c}s)$. Table 1 lists the latest CLEO results on the inclusive decay rates of the B meson into various charm final states[3].

If these theoretical models are right then $\Gamma(b \rightarrow c\bar{c}s) \approx 0.30$, and $\Gamma(b \rightarrow c\bar{c}s)/\Gamma(b \rightarrow c\bar{u}d) \approx 2/3$. This does not change the experimental value of n_c , although a large experimental value of $\Gamma(b \rightarrow c\bar{c}s)$ will imply that n_c is being underestimated.

Table 1

Inclusive B decays to charm hadrons.

Decay mode	Rate
$\bar{B} \rightarrow D^0 X$	$(64.6 \pm 3.2)\%$
$\bar{B} \rightarrow D^+ X$	$(25.3 \pm 1.6)\%$
$\bar{B} \rightarrow D_s^+ X$	$(11.8 \pm 1.7)\%$
$\bar{B} \rightarrow \Lambda_c X$	$(4.0 \pm 1.0)\%$
$\bar{B} \rightarrow \Xi_c X$	$(3.9 \pm 1.8)\%$
$\bar{B} \rightarrow c\bar{c} X$	$(5.2 \pm 0.7)\%$
n_c	1.15 ± 0.044

The ($b \rightarrow c\bar{c}s$) transition manifests itself as final states containing a D_s , $\Xi_c \bar{\Lambda}_c$, or charmonium states. In this section, I will present results which shed some light on these issues.

In fig. 2, I show the electron spectrum, $P_e > 0.6$ GeV/c, from B decay, where the opposite B has been tagged with a high momentum lepton ($P_{\text{tag}} > 1.5$ GeV/c). Correlating the charge and angle between the two leptons, we can disentangle the primary lepton spectrum ($b \rightarrow cl\nu$) from the secondary spectrum ($b \rightarrow cX, c \rightarrow Yl\nu$). Since we can detect electrons down to 0.6 GeV/c, we are able to probe a larger portion of the momentum spectrum and hence have to rely less on models to extrapolate down to zero lepton momentum. This analysis yields,

$$\mathcal{B}(B \rightarrow Xl\nu) = (10.49 \pm 0.17 \pm 0.43)\%$$

4.1. $\bar{B} \rightarrow D_s^+ X$

There are two diagrams for producing a D_s in the final state, (a) $b \rightarrow c\bar{c}s$: external W diagram, where $W \rightarrow c\bar{s}$, which hadronizes to form a D_s^+ , and, (b) $b \rightarrow c\bar{u}d$: internal or external W diagram, where $W \rightarrow u\bar{d}$, accompanied by $s\bar{s}$ popping. In the second case, the \bar{c} quark from \bar{b} decay combines with the s quark to form a D_s^- .

CLEO has measured the inclusive branching fraction [5],

$$\mathcal{B}(B \rightarrow D_s X) = (11.81 \pm 0.43 \pm 0.94)\%$$

This result includes both sources of D_s , as described above. In Fig. 3, I show the momentum spectrum of D_s produced in B decays - the X axis is the D_s momentum normalized to the maximum

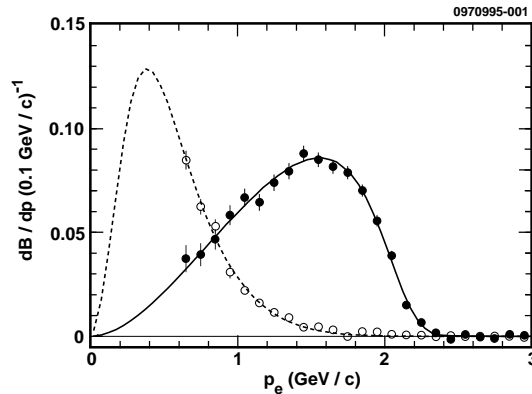


Figure 2. Electron Momentum Spectrum.

momentum it can have ($[E_{\text{beam}}^2 - M_{D_s}^2]^{1/2}$). The data points for $x \geq 0.25$ are due to two-body decays, where the D_s is produced via a $b \rightarrow c\bar{c}s$ transition, whereas the data points for $x < 0.25$ are either due to $b \rightarrow c\bar{c}s$ where the D_s is accompanied by more than 1 pion(s) or due to $b \rightarrow c\bar{u}d$, which is always a multi-body final state.

To investigate the relative strengths of production mechanism (a), which is a $b \rightarrow c\bar{c}s$ transition and, (b), which is a $b \rightarrow c\bar{u}d$ transition, we have used $D_s - \text{lepton}$ correlations, where the D_s and the lepton come from different B mesons. The lepton is used to tag the flavour of one B, whereas the charge of the D_s is used to tag whether the D_s is produced by mechanism (a) or (b). Therefore, $D_s^- l^-$ combinations imply that the D_s is produced via (b), whereas $D_s^+ l^-$ imply that the D_s is produced via (a). Fig. 4 shows the D_s mass for the two $D_s - \text{lepton}$ charge combinations - the D_s is reconstructed via the $\phi\pi$ decay mode. The raw yield for the like-sign and opposite-sign combinations are 34.3 ± 9.1 and 116.3 ± 15 events, respectively. After correcting for backgrounds (shown as black squares) and mixing, we find that most of the D_s mesons are produced via the $b \rightarrow c\bar{c}s$ transition, with at most 31% produced via the $b \rightarrow c\bar{u}d$ transition (90% confidence level upper limit).

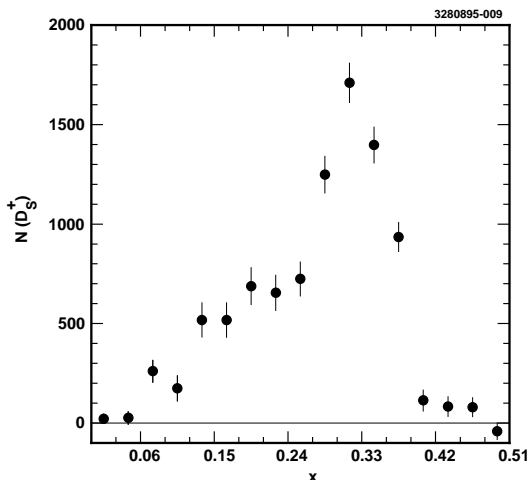


Figure 3. D_s Momentum Spectrum.

At present, this analysis suffers from low statistics, but we hope to complement this analysis by searching for exclusive decay modes, which will pinpoint more accurately the production mechanism for D_s mesons.

4.2. $B \rightarrow \text{Charmonium}$

This class of decays occurs via an internal W diagram, where $W \rightarrow c\bar{s}$, and the \bar{c} quark produced in the decay of the \bar{b} combines with the c quark to form a charmonium state, $J/\psi, \psi', \chi_c, h_c, \eta_c, \psi''$. Table 2 lists the CLEO measurements of B decays into charmonium states. A “direct” measurement implies that all feed-downs into that final state have been removed from the quoted result. Using theoretical estimates for the relative rates of $B \rightarrow \chi_{c0}, h_c, \eta_c$, we estimate that the total branching fraction for B to charmonium states is $(2.6 \pm 0.3)\%$. Since there are two charm quarks in these states, they enter with twice the weight in Table 1.

4.3. $B \rightarrow \text{baryons}$

$B \rightarrow \text{baryon}$ decays can be mediated by both $b \rightarrow c\bar{u}d$ and $b \rightarrow c\bar{s}$ transitions as shown in fig. 5 a-b and c-d, respectively. In this figure, \bar{N}, \bar{Y} represent non-strange (n, p,...) and strange baryons (Λ, \dots), respectively. The external W diagrams ((a), (c)) require two $q\bar{q}$ pairs to be popped

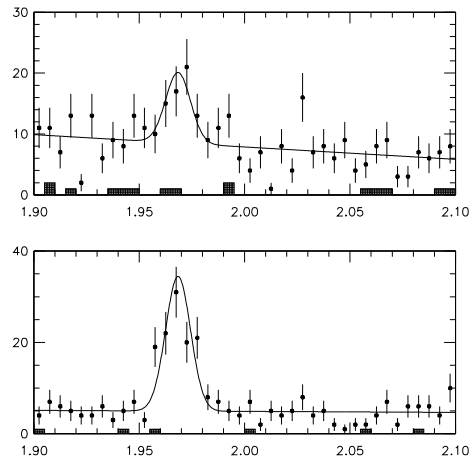


Figure 4. D_s mass in $D_s - \text{lepton}$ combinations.

Table 2

Inclusive B decays to Charmonium states.

Decay mode	Rate
$B \rightarrow J/\psi X$ (direct)	$(0.80 \pm 0.08)\%$
$\bar{B} \rightarrow \psi' X$ (direct)	$(0.34 \pm 0.05)\%$
$\bar{B} \rightarrow \chi_{c1} X$ (direct)	$(0.37 \pm 0.07)\%$
$\bar{B} \rightarrow \chi_{c2} X$	$(0.25 \pm 0.11)\%$
$\bar{B} \rightarrow \eta_c X$	$< 0.9\%$

from the vacuum, whereas the internal W diagrams require only one such pair, leading to the possibility that the former class of diagrams may not be dominant. In contrast, in B decays to mesons, the external W diagrams are quite dominant. If the external W diagrams are dominant for $B \rightarrow \text{baryons}$, then $b \rightarrow c\bar{s}$ may not play a big role here, since they mainly occur in internal W type processes (Fig. 5c is phase-space suppressed). In other words, if both external W and $b \rightarrow c\bar{u}d$ are dominant, then one may expect the ratio $\bar{B}(\Lambda_c \bar{N} X l \nu) / \bar{B}(\Lambda_c X) \approx 12\%$, as is the case for $B \rightarrow \text{mesons}$.

We have studied the importance of external W diagrams, by searching for the decay $B \rightarrow \Lambda_c^+ \bar{N} X e^- \nu$ using $\Lambda_c^+ - e^\pm$ correlations, where both the Λ_c and electron come from the same B. Since we have two baryons in the fi-

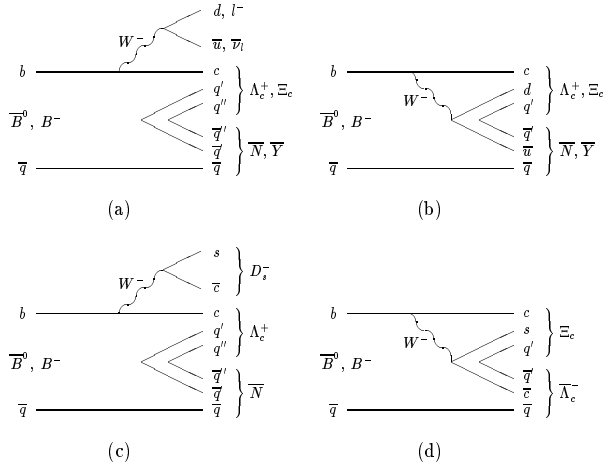


Figure 5. Processes for $B \rightarrow$ baryon decays.

nal state, the electron momentum is softer than in the case of B decay to mesons, and we require that it be in the range, $0.7 \text{ GeV}/c$ to $1.5 \text{ GeV}/c$. Opposite-sign combinations, $\Lambda_c^+ e^-$ are due to both signal and background events, whereas like-sign events $\Lambda_c^+ e^+$ are all background. Background in this case consists of picking up the Λ_c^+ from the decay of one B , and the electron from the other B and also due to B mixing. In Table 3 we list the event yields (continuum subtracted) and background estimates.

Table 3
 $\Lambda_c - e$ combinations from the same B .

Yields	$\Lambda_c^+ e^-$	$\Lambda_c^+ e^+$
Raw Yield	95 ± 20	74 ± 16
Bkgd estimate	57 ± 13	87 ± 14
Mixing correc.	$+3 \pm 1$	-3 ± 1
Net Yield	35 ± 26	-10 ± 21

As one can see, we do not have a statistically significant signal as yet, but with the current data we can set the following 90% confidence level up-

per limit,

$$\frac{\mathcal{B}(\bar{B} \rightarrow \Lambda_c \bar{N} X l \nu)}{\mathcal{B}(\bar{B} \rightarrow \Lambda_c X)} < 6.0\%$$

This result implies that the external W diagrams may not be dominant in $B \rightarrow$ baryons, because if they were, then the above ratio would be closer to 12%; thus, we may be able to investigate the role of $b \rightarrow c\bar{s}$ transitions, which occur mainly in internal W type processes.

To investigate the relative strengths of $b \rightarrow c\bar{u}d$ and $b \rightarrow c\bar{s}$ transitions, we now look at $\Lambda_c - lepton$ correlations, where the two now come from **different B's**. The lepton momentum is required to be between $1.5 \text{ GeV}/c$ and $2.4 \text{ GeV}/c$ - this momentum region is relatively free from $b \rightarrow c \rightarrow Xl\nu$ contamination. Like sign combinations, $\Lambda_c^+ l^+$, arise when the Λ_c is created in a $b \rightarrow c\bar{u}d$ transition (fig. 5a,b), whereas opposite sign combinations, $\Lambda_c^- l^+$, arise when the Λ_c is created in a $b \rightarrow c\bar{s}$ transition (fig. 5d). In fig. 6, I present the Λ_c mass for opposite sign and like sign combinations, respectively, and table 4 lists the raw yields (continuum subtracted) and background estimates. The cross-hatched entries in the figure are contributions due to continuum background.

Table 4
 $\Lambda_c - lepton$ combinations from the different B mesons.

Yields	$\Lambda_c^+ l^-$ $b \rightarrow c\bar{s}$	$\Lambda_c^+ l^+$ $b \rightarrow c\bar{u}d$
Raw Yield	43 ± 16	141 ± 16
Bkgd estimate	5 ± 1.5	2.1 ± 0.8
Mixing correc.	-9 ± 2	$+9 \pm 2$
Net Yield	29 ± 19	148 ± 19

From these yields, the ratio of the relative strengths of $b \rightarrow c\bar{s}$ and $b \rightarrow c\bar{u}d$ transitions in $B \rightarrow \Lambda_c$ decays is determined to be,

$$\frac{\Gamma(b \rightarrow c\bar{s})}{\Gamma(b \rightarrow c\bar{u}d)} = (20 \pm 13 \pm 4)\%$$

nowhere near $2/3$, which is what one may expect if $\Gamma(b \rightarrow c\bar{s}) \approx 0.3 \Gamma_{total}$ applied universally

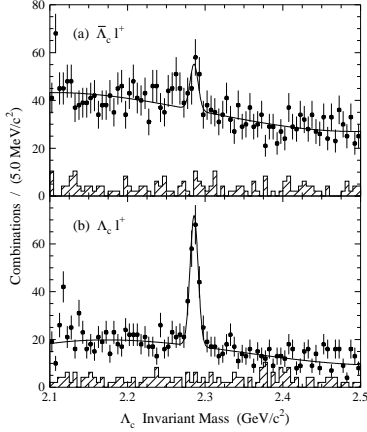


Figure 6. Λ_c invariant mass for $\Lambda_c e$ combinations from different B's.

to all B decays. In addition, this result is consistent with the ratio being 1/3, which is what one expects from naive phase-space arguments. However, to have a more conclusive result, we need more data, more techniques of tagging the flavour of one B.

$B \rightarrow \Xi_c X$ is another decay mode where one can probe the importance of the $b \rightarrow c\bar{s}$ transition. This decay mainly occurs via the internal W diagram with the $W \rightarrow u\bar{d}$ accompanied by $s\bar{s}$ popping as in fig. 5b or $W \rightarrow c\bar{s}$ accompanied by light quark-pair popping, as in fig. 5d, respectively. There will be also be some contribution due to the external W diagram as in fig. 5a. If $[b \rightarrow c\bar{s}/b \rightarrow c\bar{u}] \approx 1/3$ and the ratio of $s\bar{s}$ to light quark-pair popping is about 0.15, then one could expect the ratio, $\mathcal{B}(B \rightarrow \Xi_c X) / \mathcal{B}(B \rightarrow \Lambda_c X) \approx 0.48$. We reconstruct Ξ_c^0, Ξ_c^+ in the $\Xi^- \pi^+, \Xi^- \pi^+ \pi^+$ modes, respectively. The ON (data points) and OFF (shaded) resonance contributions to Ξ_c^0 and Ξ_c^+ mass distributions are shown in fig. 7 and fig. 8, respectively. We find 59 ± 17 events for $B \rightarrow \Xi_c^0 X$ and 88 ± 20 events for $B \rightarrow \Xi_c^+ X$.

To calculate a ratio for inclusive Ξ_c production, we have to estimate the absolute branching fraction scale for Ξ_c decays. We do this by assuming that the semileptonic widths for all charm

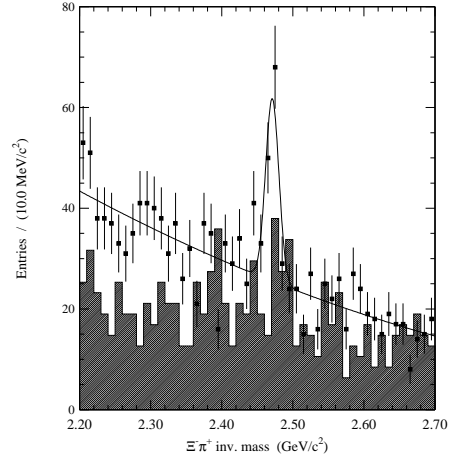


Figure 7. Ξ_c^0 invariant mass in B decay.

hadrons is the same, and that $\Xi_c \rightarrow \Xi l \nu$ saturates the Ξ_c semileptonic width (similarly for Λ_c). This leads to upper limits on the branching fraction of $\Xi_c \rightarrow \Xi X$, and $\Lambda_c \rightarrow p K \pi$. I should point out that these assumptions are not very reliable, and only serve to make a “crude” estimate. Using CLEO data for the semileptonic data, we get that $B \rightarrow \Xi_c^+ X = (2.0 \pm 0.7)\%$, $B \rightarrow \Xi_c^0 X = (2.8 \pm 1.2)\%$, and $B \rightarrow \Lambda_c X = (3.1 \pm 1.0)\%$. Using these estimates, we find that $[\mathcal{B}(B \rightarrow \Xi_c X) / \mathcal{B}(B \rightarrow \Lambda_c X)] \approx 1.5 \pm 0.7$, which is not terribly conclusive. This result is consistent with a small rate for $b \rightarrow c\bar{u}$ transitions in baryon production, which is in sharp disagreement with the result from $\Lambda_c - lepton$ correlations. Most likely, the branching fraction scale for the charmed baryons is wrong.

5. Conclusions

$b \rightarrow c\bar{s}$ transitions do take place, as evidenced by $B \rightarrow D_s X, \Xi_c \bar{\Lambda}_c X$, charmonium states. Our preliminary results indicate that the rate for $b \rightarrow c\bar{s}$ is not enough to solve the $\mathcal{B}(B \rightarrow X l \nu)$ “problem”. We find this branching fraction to be $(10.49 \pm 0.17 \pm 0.43)\%$ instead of the expected 12%, and we also find n_c , the number of charm quarks/b quark to be 1.15 ± 0.044 instead of 1.3.

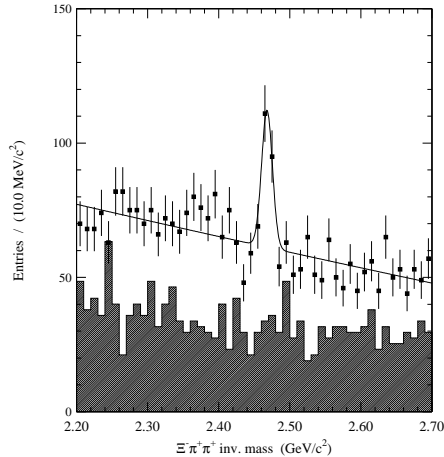


Figure 8. Ξ_c^+ invariant mass in B decay.

Lack of time prevents me from presenting other results, but I will briefly point out some of them.

- We have made the first unambiguous measurement of D_s semileptonic decays to η, η' final states.

$$\frac{\mathcal{B}(D_s \rightarrow \eta l \nu)}{\mathcal{B}(D_s \rightarrow \phi l \nu)} = 1.24 \pm 0.12 \pm 0.15$$

$$\frac{\mathcal{B}(D_s \rightarrow \eta' l \nu)}{\mathcal{B}(D_s \rightarrow \phi l \nu)} = 0.43 \pm 0.11 \pm 0.07$$

The ratio of the vector to pseudoscalar final states in D_s semileptonic decays is about the same as one finds in non-strange D semileptonic decays (≈ 0.6). In the past, most theoretical models predicted this ratio to be 1.

- We have made the first measurement of exclusive $b \rightarrow u$ decays,

$$\mathcal{B}(B^0 \rightarrow \pi^+ l^- \nu) = (1.34 \pm 0.35 \pm 0.28) \times 10^{-4}$$

$$\mathcal{B}(B^0 \rightarrow \rho^+ l^- \nu) = (2.28 \pm 0.36 \pm 0.59_{-0.46}^{+0.00}) \times 10^{-4}$$

These branching fractions have been obtained using isospin constraints between the

final states $\pi^0 l \nu$ and $\pi^+ l \nu$, and between $\rho^0 l \nu, \rho^+ l \nu$ and $\omega l \nu$. The ISGW model was used to determine efficiencies, etc.

Currently, we are processing more data which has already been collected. To further increase the luminosity of CESR and the capabilities of the CLEO detector various upgrades are underway. A new silicon vertex detector is being installed in CLEO and in 3-4 years we are planning to significantly improve particle identification in CLEO [6]. With these improvements, we expect to be doing exciting physics in the future.

6. Acknowledgements

I would like to thank my colleagues on CLEO for explaining to me the details of their analyses. I also thank Scott Menary and Isi Dunietz for their comments. This research was funded by the U.S. Department of Energy, National Science Foundation and Vanderbilt University.

REFERENCES

1. CLEO Collaboration, Y. Kubota *et al.*, Nucl. Intr. and Meth. **A320**, 66 (1992).
2. L. Montanet *et al.*, Phys. Rev. **D 50**, 1173 (1994).
3. The values for $B \rightarrow$ baryons are somewhat uncertain due to the lack of knowledge of the branching ratio scale for charm baryon decays.
4. CLEO collaboration, J. Gronberg *et al.*, Phys. Rev. Lett **75**, 3232 (1995).
5. We have taken $\mathcal{B}(D_s \rightarrow \phi \pi) = (3.7 \pm 0.9)\%$ for this result.
6. R. Galik, CLEO/CESR upgrades, invited talk at this conference.