

**FIRST STUDY OF THE STRUCTURE
OF $e^+e^- \rightarrow b\bar{b}g$ EVENTS AND LIMITS
ON THE ANOMALOUS CHROMOMAGNETIC
COUPLING OF THE b -QUARK***

The SLD Collaboration**

Stanford Linear Accelerator Center

Stanford University, Stanford, CA 94309

ABSTRACT

The structure of $e^+e^- \rightarrow b\bar{b}g$ events was studied using Z^0 decays recorded in the SLD experiment at SLAC. Three-jet final states were selected and the CCD-based vertex detector was used to identify two of the jets as b or \bar{b} . Distributions of the gluon energy and polar angle were measured over the full kinematic range for the first time, and compared with perturbative QCD predictions. The energy distribution is potentially sensitive to an anomalous b chromomagnetic moment κ . We measured κ to be consistent with zero and set the first limits on its value, $-0.17 < \kappa < 0.11$ at 95% c.l.

Submitted to Physical Review Letters

* Work supported by Department of Energy contract DE-AC03-76SF00515 (SLAC).

The observation of e^+e^- annihilation into final states containing three hadronic jets, and their interpretation in terms of the process $e^+e^- \rightarrow q\bar{q}g$ [1], provided the first direct evidence for the existence of the gluon, the gauge boson of the theory of strong interactions, Quantum Chromodynamics (QCD). In subsequent studies the jets were usually energy ordered, and the lowest-energy jet was assigned as the gluon; this is correct roughly 80% of the time, but preferentially selects low-energy gluons. If the gluon jet could be tagged explicitly, event-by-event, the full kinematic range of gluon energies could be explored, and more detailed tests of QCD could be performed [2]. Due to advances in vertex-detection this is now possible using $e^+e^- \rightarrow b\bar{b}g$ events. The large mass and relatively long lifetime, ~ 1.5 ps, of the leading B hadron in b -quark jets [3] lead to decay signatures which distinguish them from lighter-quark (u , d , s or c) and gluon jets. We used our 120-million-pixel CCD vertex detector [4] to identify in each event the two jets that contain the B hadrons, and hence to tag the gluon jet. This allowed us to make the first measurement of the gluon energy and polar-angle distributions over the full kinematic range.

Additional motivation to study the $b\bar{b}g$ system has been provided by measurements involving inclusive $Z^0 \rightarrow b\bar{b}$ decays. Several reported determinations [5] of $R_b = \Gamma(Z^0 \rightarrow b\bar{b})/\Gamma(Z^0 \rightarrow q\bar{q})$ and the Z^0 - b parity-violating coupling parameter, A_b , differed from Standard Model (SM) expectations at the few standard deviation level. Since one expects new high-mass-scale dynamics to couple to the massive third-generation fermions, these measurements aroused considerable interest and speculation. We have therefore investigated in detail the strong-interaction dynamics of the b -quark. We have compared the strong coupling of the gluon to b -quarks with that to light- and charm-quarks [6], as well as tested parity (P) and charge \oplus parity (CP) conservation at the $b\bar{b}g$ vertex [7]. Here we study the structure of $b\bar{b}g$ events via the distributions of the gluon energy and polar angle with respect to (w.r.t.) the beamline. We compare these results with perturbative QCD predictions, including a recent calculation at next-to-leading order (NLO) which takes quark mass effects into account [8].

In QCD the chromomagnetic moment of the b quark is induced at the one-loop level and is of order α_s/π . A more general $b\bar{b}g$ Lagrangian term with a modified coupling [9] may be written:

$$\mathcal{L}^{b\bar{b}g} = g_s \bar{b} T_a \left\{ \gamma_\mu + \frac{i\sigma_{\mu\nu} k^\nu}{2m_b} (\kappa - i\tilde{\kappa}\gamma_5) \right\} b G_a^\mu, \quad (1)$$

where κ and $\tilde{\kappa}$ parameterize the anomalous chromomagnetic and chromoelectric moments, respectively, which might arise from physics beyond the SM. The effects of the chromoelectric moment are sub-leading w.r.t. those of the chromomagnetic moment, so for convenience we set $\tilde{\kappa}$ to zero. A non-zero κ would modify [9] the gluon energy distribution in $b\bar{b}g$ events relative to the standard QCD case. Hence we have used our data to set the first limits on κ .

We used hadronic decays of Z^0 bosons produced by e^+e^- annihilations at the SLAC Linear Collider (SLC) which were recorded in the SLC Large Detector (SLD) [10]. The criteria for selecting Z^0 decays, and the charged tracks used for flavor-tagging, are described in [6, 11]. We applied the JADE algorithm [12] to define jets, using a scaled-invariant-mass criterion $y_{cut} = 0.02$. Events classified as 3-jet states were retained if all three jets were well contained within the barrel tracking system, with polar angle $|\cos\theta_{jet}| \leq 0.71$. From our 1993-95 data samples, comprising roughly 150,000 hadronic Z^0 decays, 33,805 events were selected. In order to improve the energy resolution the jet energies were rescaled kinematically according to the angles between the jet axes, assuming energy and momentum conservation and massless kinematics [7]. The jets were then labelled in order of energy such that $E_1 > E_2 > E_3$.

Charged tracks with a large transverse impact parameter w.r.t. the measured interaction point (IP) were used to tag $b\bar{b}g$ events [6]. The resolution on the impact parameter, projected in the plane normal to the beamline, d , is $\sigma_d = 11 \oplus 70/(p_\perp \sqrt{\sin\theta})$ μm , where p_\perp is the track transverse momentum in GeV/c, and θ the polar angle, w.r.t. the beamline. The flavour tag was based on the number of tracks per jet, N_{sig}^{jet} , with $d/\sigma_d \geq 3$. Events were retained in which exactly two jets were b -tagged by requiring each to have $N_{sig}^{jet} \geq 2$, and in which the remaining jet had $N_{sig}^{jet} < 2$ and was

hence tagged as the gluon; 1329 events were selected. The efficiency for selecting true $b\bar{b}g$ events is 8.3%. This was estimated using a simulated event sample generated with JETSET 7.4 [13], with parameter values tuned to hadronic e^+e^- annihilation data [14], combined with a simulation of B -decays tuned to $\Upsilon(4S)$ data [15] and a simulation of the detector. The efficiency peaks at about 11% for 15 GeV gluons. Lower-energy gluon jets are sometimes merged with the parent b -jet by the jet-finder. At higher gluon energies the the correspondingly lower-energy b -jets are harder to tag, and there is also a higher probability of losing a jet outside the detector acceptance.

For the selected event sample, Fig. 1 shows the N_{sig}^{jet} distributions separately for jets 1, 2 and 3. In about 15% of cases the gluon-tagged jet is not the lowest-energy jet (jet 3). The simulated contributions from true gluons are indicated, and the estimated gluon purities [16] are listed in Table 1. The inclusive gluon purity of the tagged-jet sample is 95%. With this sample we formed the distributions of two gluon-jet observables, the scaled energy $x_g = 2E_{gluon}/\sqrt{s}$, and the polar angle w.r.t. the beamline, θ_g . The distributions are shown in Fig. 2. The simulation is also shown; it reproduces the data.

The backgrounds were estimated using the simulation and are of three types: non- $b\bar{b}$ events, $b\bar{b}$ but non- $b\bar{b}g$ events, and true $b\bar{b}g$ events in which the gluon jet was mis-tagged as a b -jet. These are shown in Fig. 2. The non- $b\bar{b}$ events ($\sim 5\%$ of the $b\bar{b}g$ sample) are mainly $c\bar{c}g$ events, 90% of which had the gluon correctly tagged. There is a small contribution ($\sim 0.1\%$ of the $b\bar{b}g$ sample) from light-quark events. The dominant background is formed by $b\bar{b}$ but non- $b\bar{b}g$ events. These are true $b\bar{b}$ events which were not classified as 3-jet events at the parton level, but which were mis-reconstructed and tagged as 3-jet $b\bar{b}g$ events in the detector using the same jet algorithm and y_{cut} value. This arises from the broadening of the particle flow around the original b and \bar{b} directions due to hadronisation and the high-transverse-momentum B -decay products, causing the jet-finder to reconstruct a ‘fake’ third jet, which is almost always assigned as the gluon. The population of such fake gluon jets peaks at low energy (Fig. 2(a)), as expected. Mis-tagged events comprise less than 1% of the $b\bar{b}g$ sample.

The distributions were corrected to obtain the true gluon distributions $D^{true}(X)$ by applying a bin-by-bin procedure: $D^{true}(X) = C(X) (D^{raw}(X) - B(X))$, where $X = x_g$ or $\cos\theta_g$, $D^{raw}(X)$ is the raw distribution, $B(X)$ is the background contribution, and $C(X) \equiv D_{MC}^{true}(X)/D_{MC}^{recon}(X)$ is a correction that accounts for the efficiency for accepting true $b\bar{b}g$ events into the tagged sample, as well as for bin-to-bin migrations caused by hadronisation, the resolution of the detector, and bias of the jet-tagging technique. Here $D_{MC}^{true}(X)$ is the true distribution for MC-generated $b\bar{b}g$ events, and $D_{MC}^{recon}(X)$ is the resulting distribution after full simulation of the detector and application of the same analysis procedure as applied to the data.

As a cross-check, an alternative correction procedure was employed in which bin-to-bin migrations, which can be as large as 20%, were explicitly taken into account: $D^{true}(X_i) = M(X_i, X_j) (D^{raw}(X_j) - B(X_j)) / \epsilon(X_i)$, with the unfolding matrix $M(X_i, X_j)$ defined by $D_{MC}^{true}(X_i) = M(X_i, X_j) D_{MC}^{recon}(X_j)$, where true $b\bar{b}g$ events generated in bin i may, after reconstruction, be accepted into the tagged sample in bin j . $\epsilon(X)$ is the efficiency for accepting $b\bar{b}g$ events in bin i into the tagged sample. The resulting distributions of x_g and $\cos\theta_g$ are statistically indistinguishable from the respective distributions yielded by the bin-by-bin method.

The fully-corrected distributions are shown in Fig. 3. Since, in an earlier study [6], we verified that the overall rate of $b\bar{b}g$ -event production is consistent with QCD expectations, we normalised the gluon distributions to unit area and we study further the distribution shapes. The x_g distribution rises, peaks around $x_g \sim 0.15$, and decreases towards zero as $x_g \rightarrow 1$. The peak is a kinematic artifact of the jet algorithm, which ensures that gluon jets are reconstructed with a non-zero energy which depends on the y_c value. The $\cos\theta_g$ distribution is flat.

We have considered sources of systematic uncertainty that potentially affect our results. These may be divided into uncertainties in modelling the detector and uncertainties in the underlying physics modelling. To estimate the first case we systematically varied the track and event selection requirements, as well as the tracking

efficiency [6, 11]. In the second case parameters used in our simulation, relating mainly to the production and decay of charm and bottom hadrons, were varied within their measurement errors [11]. For each variation the data were recorrected to derive new x_g and $\cos\theta_g$ distributions, and the deviation w.r.t. the standard case was assigned as a systematic uncertainty. None of the variations affects our conclusions. All uncertainties were conservatively assumed to be uncorrelated and were added in quadrature in each bin of x_g and $\cos\theta_g$.

We compared the data with perturbative QCD predictions for the same jet algorithm and y_c value. We used leading-order (LO) and NLO results based on recent calculations [8] in which quark mass effects were explicitly taken into account; a b -mass value of $m_b(m_Z) = 3\text{GeV}/c^2$ was used [17]. We also derived these distributions using the ‘parton shower’ (PS) implemented in JETSET. This is equivalent to a calculation in which all leading, and a subset of next-to-leading, $\ln y_c$ terms are resummed to all orders in α_s . In physical terms this allows events to be generated with multiple orders of parton radiation, in contrast to the maximum number of 3 (4) partons allowed in the LO (NLO) calculations, respectively. Configurations with ≥ 3 partons are relevant to the observables considered here since they may be resolved as 3-jet events by the jet-finding algorithm.

These predictions are shown in Fig. 3. The calculations reproduce the measured $\cos\theta_g$ distribution, which is clearly insensitive to the details of higher-order soft parton emission. For x_g , although the LO calculation reproduces the main features of the shape of the distribution, it yields too few events in the region $0.2 < x_g < 0.5$, and too many events for $x_g < 0.1$ and $x_g > 0.5$. The NLO calculation is noticeably better, but also shows a deficit for $0.2 < x_g < 0.4$. The PS calculation describes the data across the full x_g range. The χ^2 for the comparison of each calculation with the data is given in Table 2. These results suggest that multiple orders of parton radiation need to be included, in agreement with our earlier measurements of jet energy distributions using flavor-inclusive Z^0 decays [18]. We also investigated LO and NLO predictions based on

matrix elements implemented in JETSET which assume massless quarks. The resulting distributions are practically indistinguishable from the massive ones, even though the large b -mass has been seen [17] to affect the $b\bar{b}g$ event rate at the level of 5%. The effect of varying α_s within the world-average range is similarly small.

We conclude that perturbative QCD in the PS approximation accurately reproduces the gluon distributions in $b\bar{b}g$ events. However, it is interesting to consider the extent to which anomalous chromomagnetic contributions are allowed. The Lagrangian represented by Eq. 1 yields a model that is non-renormalisable. Nevertheless tree-level predictions can be derived [9] and used for a ‘straw man’ comparison with QCD. For illustration, the effect of a large anomalous moment, $\kappa = 0.75$, on the shape of the x_g distribution is shown in Fig. 3(a); there is a clear depletion of events in the region $x_g < 0.5$ and a corresponding enhancement for $x_g \geq 0.5$. By contrast the shape of the $\cos\theta_g$ distribution is relatively unchanged (not shown), even by such a large κ value. In each bin of the x_g distribution, we parametrised the leading-order effect of an anomalous chromomagnetic moment and added it to the PS calculation to arrive at an effective QCD prediction including the anomalous moment at leading-order. A χ^2 minimisation fit was performed to the data with κ as a free parameter, yielding $\kappa = -0.029 \pm 0.070(\text{stat.})_{-0.003}^{+0.013}(\text{syst.})$, which is consistent with zero within the errors, with a χ^2 of 9.3 for 9 degrees of freedom. The distribution corresponding to this fit is indistinguishable from the PS prediction (Fig. 3(a)) and is not shown. Our result corresponds to 95% confidence-level (c.l.) upper limits of $-0.17 < \kappa < 0.11$.

In conclusion, we used the precise SLD tracking system to tag the gluon in 3-jet $e^+e^- \rightarrow Z^0 \rightarrow b\bar{b}g$ events. We studied the structure of these events in terms of the scaled gluon energy and polar angle, measured for the first time across the full kinematic range. We compared our data with perturbative QCD predictions, and found that the effect of the b -mass on the shapes of the distributions is small, that beyond-LO QCD contributions are needed to describe the energy distribution, and that the parton shower prediction agrees best with the data. We also investigated an

anomalous b -quark chromomagnetic moment, κ , which would affect the shape of the energy distribution. We set 95% c.l. limits of $-0.17 < \kappa < 0.11$. As far as we are aware, these are the first such limits on an anomalous quark chromomagnetic coupling.

We thank the personnel of the SLAC accelerator department and the technical staffs of our collaborating institutions for their outstanding efforts on our behalf. We thank A. Brandenburg, P. Uwer and T. Rizzo for many helpful discussions and for their calculational efforts on our behalf.

This work was supported by Department of Energy contracts: DE-FG02-91ER40676 (BU), DE-FG03-91ER40618 (UCSB), DE-FG03-92ER40689 (UCSC), DE-FG03-93ER40788 (CSU), DE-FG02-91ER40672 (Colorado), DE-FG02-91ER40677 (Illinois), DE-AC03-76SF00098 (LBL), DE-FG02-92ER40715 (Massachusetts), DE-FC02-94ER40818 (MIT), DE-FG03-96ER40969 (Oregon), DE-AC03-76SF00515 (SLAC), DE-FG05-91ER40627 (Tennessee), DE-FG02-95ER40896 (Wisconsin), DE-FG02-92ER40704 (Yale); National Science Foundation grants: PHY-91-13428 (UCSC), PHY-89-21320 (Columbia), PHY-92-04239 (Cincinnati), PHY-95-10439 (Rutgers), PHY-88-19316 (Vanderbilt), PHY-92-03212 (Washington); the UK Particle Physics and Astronomy Research Council (Brunel, Oxford and RAL); the Istituto Nazionale di Fisica Nucleare of Italy (Bologna, Ferrara, Frascati, Pisa, Padova, Perugia); the Japan-US Cooperative Research Project on High Energy Physics (Nagoya, Tohoku); and the Korea Science and Engineering Foundation (Soongsil).

**List of Authors

Kenji Abe,⁽²¹⁾ Koya Abe,⁽³³⁾ T. Abe,⁽²⁹⁾ I.Adam,⁽²⁹⁾ T. Akagi,⁽²⁹⁾ N. J. Allen,⁽⁵⁾
W.W. Ash,⁽²⁹⁾ D. Aston,⁽²⁹⁾ K.G. Baird,⁽¹⁷⁾ C. Baltay,⁽⁴⁰⁾ H.R. Band,⁽³⁹⁾
M.B. Barakat,⁽¹⁶⁾ O. Bardon,⁽¹⁹⁾ T.L. Barklow,⁽²⁹⁾ G. L. Bashindzhagyan,⁽²⁰⁾
J.M. Bauer,⁽¹⁸⁾ G. Bellodi,⁽²³⁾ R. Ben-David,⁽⁴⁰⁾ A.C. Benvenuti,⁽³⁾ G.M. Bilei,⁽²⁵⁾
D. Bisello,⁽²⁴⁾ G. Blaylock,⁽¹⁷⁾ J.R. Bogart,⁽²⁹⁾ G.R. Bower,⁽²⁹⁾ J. E. Brau,⁽²²⁾
M. Breidenbach,⁽²⁹⁾ W.M. Bugg,⁽³²⁾ D. Burke,⁽²⁹⁾ T.H. Burnett,⁽³⁸⁾ P.N. Burrows,⁽²²⁾
A. Calcaterra,⁽¹²⁾ D. Calloway,⁽²⁹⁾ B. Camanzi,⁽¹¹⁾ M. Carpinelli,⁽²⁶⁾ R. Cassell,⁽²⁹⁾
R. Castaldi,⁽²⁶⁾ A. Castro,⁽²⁴⁾ M. Cavalli-Sforza,⁽³⁵⁾ A. Chou,⁽²⁹⁾ E. Church,⁽³⁸⁾
H.O. Cohn,⁽³²⁾ J.A. Coller,⁽⁶⁾ M.R. Convery,⁽²⁹⁾ V. Cook,⁽³⁸⁾ R. Cotton,⁽⁵⁾
R.F. Cowan,⁽¹⁹⁾ D.G. Coyne,⁽³⁵⁾ G. Crawford,⁽²⁹⁾ C.J.S. Damerell,⁽²⁷⁾
M. N. Danielson,⁽⁸⁾ M. Daoudi,⁽²⁹⁾ N. de Groot,⁽⁴⁾ R. Dell'Orso,⁽²⁵⁾ P.J. Dervan,⁽⁵⁾
R. de Sangro,⁽¹²⁾ M. Dima,⁽¹⁰⁾ A. D'Oliveira,⁽⁷⁾ D.N. Dong,⁽¹⁹⁾ M. Doser,⁽²⁹⁾
R. Dubois,⁽²⁹⁾ B.I. Eisenstein,⁽¹³⁾ V. Eschenburg,⁽¹⁸⁾ E. Etzion,⁽³⁹⁾ S. Fahey,⁽⁸⁾
D. Falciai,⁽¹²⁾ C. Fan,⁽⁸⁾ J.P. Fernandez,⁽³⁵⁾ M.J. Fero,⁽¹⁹⁾ K.Flood,⁽¹⁷⁾ R. Frey,⁽²²⁾
J. Gifford,⁽³⁶⁾ T. Gillman,⁽²⁷⁾ G. Gladding,⁽¹³⁾ S. Gonzalez,⁽¹⁹⁾ E. R. Goodman,⁽⁸⁾
E.L. Hart,⁽³²⁾ J.L. Harton,⁽¹⁰⁾ A. Hasan,⁽⁵⁾ K. Hasuko,⁽³³⁾ S. J. Hedges,⁽⁶⁾
S.S. Hertzbach,⁽¹⁷⁾ M.D. Hildreth,⁽²⁹⁾ J. Huber,⁽²²⁾ M.E. Huffer,⁽²⁹⁾ E.W. Hughes,⁽²⁹⁾
X.Huynh,⁽²⁹⁾ H. Hwang,⁽²²⁾ M. Iwasaki,⁽²²⁾ D. J. Jackson,⁽²⁷⁾ P. Jacques,⁽²⁸⁾
J.A. Jaros,⁽²⁹⁾ Z.Y. Jiang,⁽²⁹⁾ A.S. Johnson,⁽²⁹⁾ J.R. Johnson,⁽³⁹⁾ R.A. Johnson,⁽⁷⁾
T. Junk,⁽²⁹⁾ R. Kajikawa,⁽²¹⁾ M. Kalelkar,⁽²⁸⁾ Y. Kamyshkov,⁽³²⁾ H.J. Kang,⁽²⁸⁾
I. Karliner,⁽¹³⁾ H. Kawahara,⁽²⁹⁾ Y. D. Kim,⁽³⁰⁾ M.E. King,⁽²⁹⁾ R. King,⁽²⁹⁾
R.R. Kofler,⁽¹⁷⁾ N.M. Krishna,⁽⁸⁾ R.S. Kroeger,⁽¹⁸⁾ M. Langston,⁽²²⁾ A. Lath,⁽¹⁹⁾
D.W.G. Leith,⁽²⁹⁾ V. Lia,⁽¹⁹⁾ C.Lin,⁽¹⁷⁾ M.X. Liu,⁽⁴⁰⁾ X. Liu,⁽³⁵⁾ M. Loreti,⁽²⁴⁾
A. Lu,⁽³⁴⁾ H.L. Lynch,⁽²⁹⁾ J. Ma,⁽³⁸⁾ G. Mancinelli,⁽²⁸⁾ S. Manly,⁽⁴⁰⁾ G. Mantovani,⁽²⁵⁾
T.W. Markiewicz,⁽²⁹⁾ T. Maruyama,⁽²⁹⁾ H. Masuda,⁽²⁹⁾ E. Mazzucato,⁽¹¹⁾
A.K. McKemey,⁽⁵⁾ B.T. Meadows,⁽⁷⁾ G. Menegatti,⁽¹¹⁾ R. Messner,⁽²⁹⁾
P.M. Mockett,⁽³⁸⁾ K.C. Moffeit,⁽²⁹⁾ T.B. Moore,⁽⁴⁰⁾ M.Morii,⁽²⁹⁾ D. Muller,⁽²⁹⁾
V.Murzin,⁽²⁰⁾ T. Nagamine,⁽³³⁾ S. Narita,⁽³³⁾ U. Nauenberg,⁽⁸⁾ H. Neal,⁽²⁹⁾
M. Nussbaum,⁽⁷⁾ N.Oishi,⁽²¹⁾ D. Onoprienko,⁽³²⁾ L.S. Osborne,⁽¹⁹⁾ R.S. Panvini,⁽³⁷⁾
C. H. Park,⁽³¹⁾ T.J. Pavel,⁽²⁹⁾ I. Peruzzi,⁽¹²⁾ M. Piccolo,⁽¹²⁾ L. Piemontese,⁽¹¹⁾
K.T. Pitts,⁽²²⁾ R.J. Plano,⁽²⁸⁾ R. Prepost,⁽³⁹⁾ C.Y. Prescott,⁽²⁹⁾ G.D. Punkar,⁽²⁹⁾
J. Quigley,⁽¹⁹⁾ B.N. Ratcliff,⁽²⁹⁾ T.W. Reeves,⁽³⁷⁾ J. Reidy,⁽¹⁸⁾ P.L. Reinertsen,⁽³⁵⁾
P.E. Rensing,⁽²⁹⁾ L.S. Rochester,⁽²⁹⁾ P.C. Rowson,⁽⁹⁾ J.J. Russell,⁽²⁹⁾ O.H. Saxton,⁽²⁹⁾
T. Schalk,⁽³⁵⁾ R.H. Schindler,⁽²⁹⁾ B.A. Schumm,⁽³⁵⁾ J. Schwiening,⁽²⁹⁾ S. Sen,⁽⁴⁰⁾
V.V. Serbo,⁽²⁹⁾ M.H. Shaevitz,⁽⁹⁾ J.T. Shank,⁽⁶⁾ G. Shapiro,⁽¹⁵⁾ D.J. Sherden,⁽²⁹⁾
K. D. Shmakov,⁽³²⁾ C. Simopoulos,⁽²⁹⁾ N.B. Sinev,⁽²²⁾ S.R. Smith,⁽²⁹⁾ M. B. Smy,⁽¹⁰⁾

J.A. Snyder,⁽⁴⁰⁾ H. Staengle,⁽¹⁰⁾ A. Stahl,⁽²⁹⁾ P. Stamer,⁽²⁸⁾ H. Steiner,⁽¹⁵⁾
 R. Steiner,⁽¹⁾ M.G. Strauss,⁽¹⁷⁾ D. Su,⁽²⁹⁾ F. Suekane,⁽³³⁾ A. Sugiyama,⁽²¹⁾
 S. Suzuki,⁽²¹⁾ M. Swartz,⁽¹⁴⁾ A. Szumilo,⁽³⁸⁾ T. Takahashi,⁽²⁹⁾ F.E. Taylor,⁽¹⁹⁾
 J. Thom,⁽²⁹⁾ E. Torrence,⁽¹⁹⁾ N. K. Toumbas,⁽²⁹⁾ T. Usher,⁽²⁹⁾ C. Vannini,⁽²⁶⁾
 J. Va'vra,⁽²⁹⁾ E. Vella,⁽²⁹⁾ J.P. Venuti,⁽³⁷⁾ R. Verdier,⁽¹⁹⁾ P.G. Verdini,⁽²⁶⁾
 D. L. Wagner,⁽⁸⁾ S.R. Wagner,⁽²⁹⁾ A.P. Waite,⁽²⁹⁾ S. Walston,⁽²²⁾ J.Wang,⁽²⁹⁾
 S.J. Watts,⁽⁵⁾ A.W. Weidemann,⁽³²⁾ E. R. Weiss,⁽³⁸⁾ J.S. Whitaker,⁽⁶⁾ S.L. White,⁽³²⁾
 F.J. Wickens,⁽²⁷⁾ B. Williams,⁽⁸⁾ D.C. Williams,⁽¹⁹⁾ S.H. Williams,⁽²⁹⁾ S. Willocq,⁽¹⁷⁾
 R.J. Wilson,⁽¹⁰⁾ W.J. Wisniewski,⁽²⁹⁾ J. L. Wittlin,⁽¹⁷⁾ M. Woods,⁽²⁹⁾ G.B. Word,⁽³⁷⁾
 T.R. Wright,⁽³⁹⁾ J. Wyss,⁽²⁴⁾ R.K. Yamamoto,⁽¹⁹⁾ J.M. Yamartino,⁽¹⁹⁾ X. Yang,⁽²²⁾
 J. Yashima,⁽³³⁾ S.J. Yellin,⁽³⁴⁾ C.C. Young,⁽²⁹⁾ H. Yuta,⁽²⁾ G. Zapalac,⁽³⁹⁾
 R.W. Zdarko,⁽²⁹⁾ J. Zhou.⁽²²⁾

⁽¹⁾ *Adelphi University, Garden City, New York 11530,*

⁽²⁾ *Aomori University, Aomori, 030 Japan,*

⁽³⁾ *INFN Sezione di Bologna, I-40126, Bologna Italy,*

⁽⁴⁾ *University of Bristol, Bristol, U.K.,*

⁽⁵⁾ *Brunel University, Uxbridge, Middlesex, UB8 3PH United Kingdom,*

⁽⁶⁾ *Boston University, Boston, Massachusetts 02215,*

⁽⁷⁾ *University of Cincinnati, Cincinnati, Ohio 45221,*

⁽⁸⁾ *University of Colorado, Boulder, Colorado 80309,*

⁽⁹⁾ *Columbia University, New York, New York 10533,*

⁽¹⁰⁾ *Colorado State University, Ft. Collins, Colorado 80523,*

⁽¹¹⁾ *INFN Sezione di Ferrara and Università di Ferrara, I-44100 Ferrara, Italy,*

⁽¹²⁾ *INFN Lab. Nazionali di Frascati, I-00044 Frascati, Italy,*

⁽¹³⁾ *University of Illinois, Urbana, Illinois 61801,*

⁽¹⁴⁾ *Johns Hopkins University, Baltimore, MD 21218-2686,*

⁽¹⁵⁾ *Lawrence Berkeley Laboratory, University of California, Berkeley, California 94720,*

⁽¹⁶⁾ *Louisiana Technical University - Ruston, LA 71272,*

⁽¹⁷⁾ *University of Massachusetts, Amherst, Massachusetts 01003,*

⁽¹⁸⁾ *University of Mississippi, University, Mississippi 38677,*

⁽¹⁹⁾ *Massachusetts Institute of Technology, Cambridge, Massachusetts 02139,*

⁽²⁰⁾ *Institute of Nuclear Physics, Moscow State University, 119899, Moscow Russia,*

⁽²¹⁾ *Nagoya University, Chikusa-ku, Nagoya 464 Japan,*

⁽²²⁾ *University of Oregon, Eugene, Oregon 97403,*

⁽²³⁾ *Oxford University, Oxford, OX1 3RH, United Kingdom,*

⁽²⁴⁾ *INFN Sezione di Padova and Università di Padova I-35100, Padova, Italy,*

⁽²⁵⁾ *INFN Sezione di Perugia and Università di Perugia, I-06100 Perugia, Italy,*

⁽²⁶⁾ *INFN Sezione di Pisa and Università di Pisa, I-56010 Pisa, Italy,*

⁽²⁷⁾ *Rutherford Appleton Laboratory, Chilton, Didcot, Oxon OX11 0QX United*

- Kingdom,
- (28) *Rutgers University, Piscataway, New Jersey 08855,*
- (29) *Stanford Linear Accelerator Center, Stanford University, Stanford, California 94309,*
- (30) *Sogang University, Seoul, Korea,*
- (31) *Soongsil University, Seoul, Korea 156-743,*
- (32) *University of Tennessee, Knoxville, Tennessee 37996,*
- (33) *Tohoku University, Sendai 980, Japan,*
- (34) *University of California at Santa Barbara, Santa Barbara, California 93106,*
- (35) *University of California at Santa Cruz, Santa Cruz, California 95064,*
- (36) *University of Victoria, Victoria, B.C., Canada, V8W 3P6,*
- (37) *Vanderbilt University, Nashville, Tennessee 37235,*
- (38) *University of Washington, Seattle, Washington 98105,*
- (39) *University of Wisconsin, Madison, Wisconsin 53706,*
- (40) *Yale University, New Haven, Connecticut 06511.*

References

- [1] See *eg.* S.L. Wu, Phys. Rept. **107** (1984) 59.
J. Ellis, M. K. Gaillard, and G. G. Ross, Nucl. Phys. **B111** (1976) 253; erratum:
ibid. **B130** (1977) 516.
- [2] See *eg.* P.N. Burrows, P. Osland, Phys. Lett. **B400** (1997) 385.
- [3] We do not distinguish between particle and antiparticle.
- [4] C. J. S. Damerell *et al.*, Nucl. Inst. Meth. **A288** (1990) 236.
- [5] See *eg.*, G. C. Ross, Electroweak Interactions and Unified Theories, Proc. XXXI
Rencontre de Moriond, 16-23 March 1996, Les Arcs, Savoie, France, Editions
Frontieres (1996), ed. J. Tran Thanh Van, p 481.
- [6] SLD Collab., K. Abe *et al.*, Phys. Rev. **D59** (1999) 012002.
- [7] SLD Collab., K. Abe *et al.*, SLAC-PUB-7823 (1998).
- [8] W. Bernreuther, A. Brandenburg, P. Uwer, Phys. Rev. Lett. **79** (1997) 189.
A. Brandenburg, P. Uwer, Nucl. Phys. **B515** (1998) 279.
- [9] T. Rizzo, Phys. Rev. **D50** (1994) 4478, and private communications.
- [10] SLD Design Report, SLAC Report 273 (1984).
- [11] P.J. Dervan, Brunel Univ. Ph.D. thesis; SLAC-Report-523 (1998).
- [12] JADE Collab., W. Bartel *et. al.*, Z. Phys. **C33** (1986) 23.
- [13] T. Sjöstrand, Comp. Phys. Commun. **82** (1994) 74.
- [14] P. N. Burrows, Z. Phys. **C41** (1988) 375.
OPAL Collab., M. Z. Akrawy *el al.*, *ibid.* **C47** (1990) 505.
- [15] SLD Collab., K. Abe *et al.*, Phys. Rev. Lett. **79** (1997) 590.

- [16] We expect less than 0.4% of the selected sample to comprise events of the type $e^+e^- \rightarrow q\bar{q}g$, with $g \rightarrow b\bar{b}$. In the evaluation of the purity only true $b\bar{b} b\bar{b}$ events were considered as signal $b\bar{b}g$ events; $q\bar{q} b\bar{b}$ events ($q \neq b$) were considered as backgrounds.
- [17] See *eg.* P.N. Burrows, SLAC-PUB-7914 (1998); to appear in Proc. XXIX International Conf. on High Energy Physics, Vancouver, Canada, July 23-29 1998.
- [18] SLD Collab., K. Abe *et al.*, Phys. Rev. **D55**, (1997) 2533.

Jet label	# Tagged gluon jets	Purity
3	1140	96.1 %
2	155	90.2 %
1	34	65.7 %

Table 1: Estimated purities of the tagged gluon-jet samples.

QCD Calculation	χ^2 : x_g (10 bins)
LO $m_b(m_Z) = 3 \text{ GeV}/c^2$	73.6
NLO $m_b(m_Z) = 3 \text{ GeV}/c^2$	24.3
PS $M_b = 5 \text{ GeV}/c^2$	9.5

Table 2: χ^2 for the comparison of the QCD predictions with the corrected data.

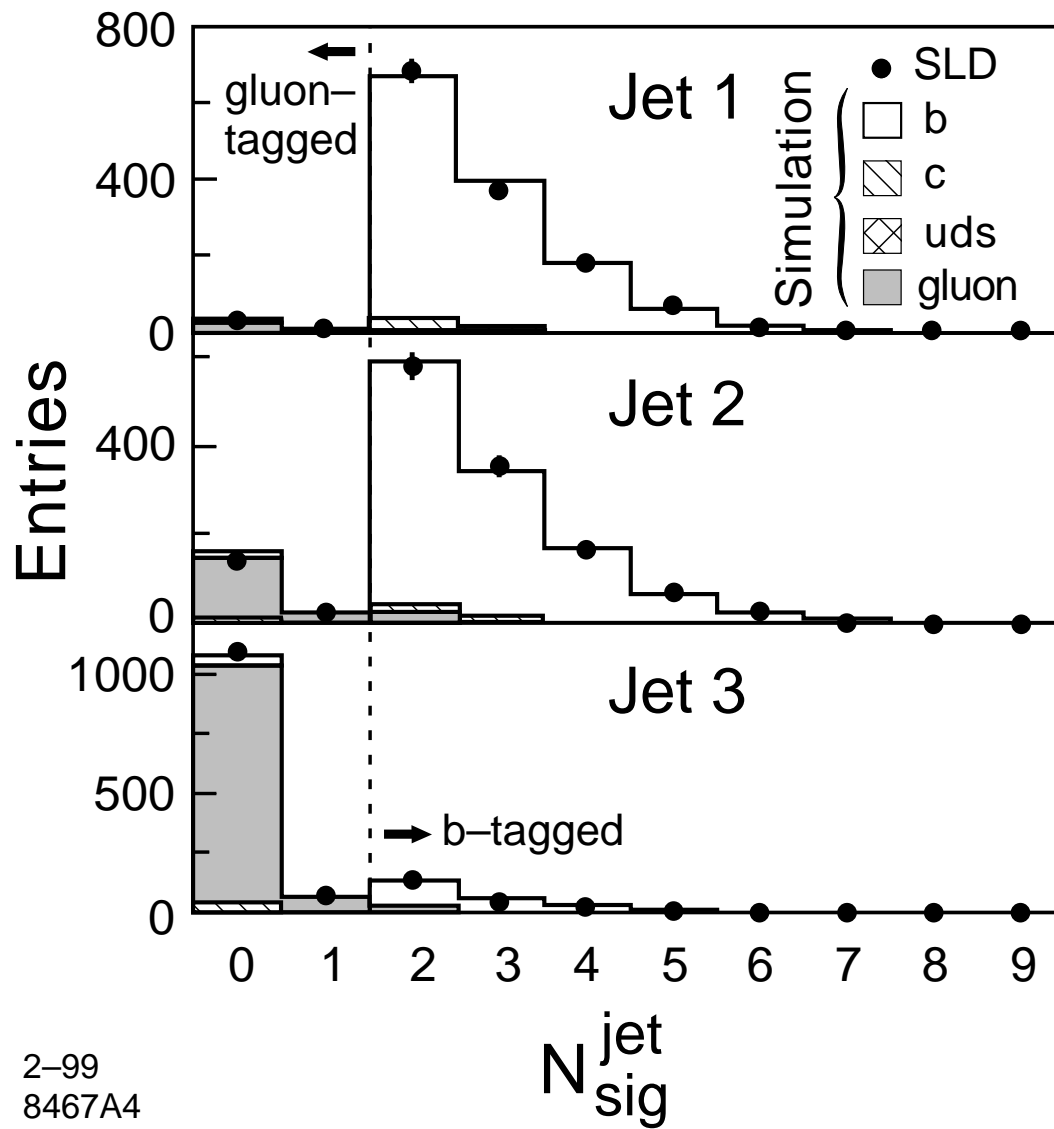


Figure 1: The N_{sig}^{jet} distributions for jets in $b\bar{b}g$ -tagged events, labelled according to jet energy (dots); errors are statistical. Histograms: simulated distributions showing jet flavour contributions.

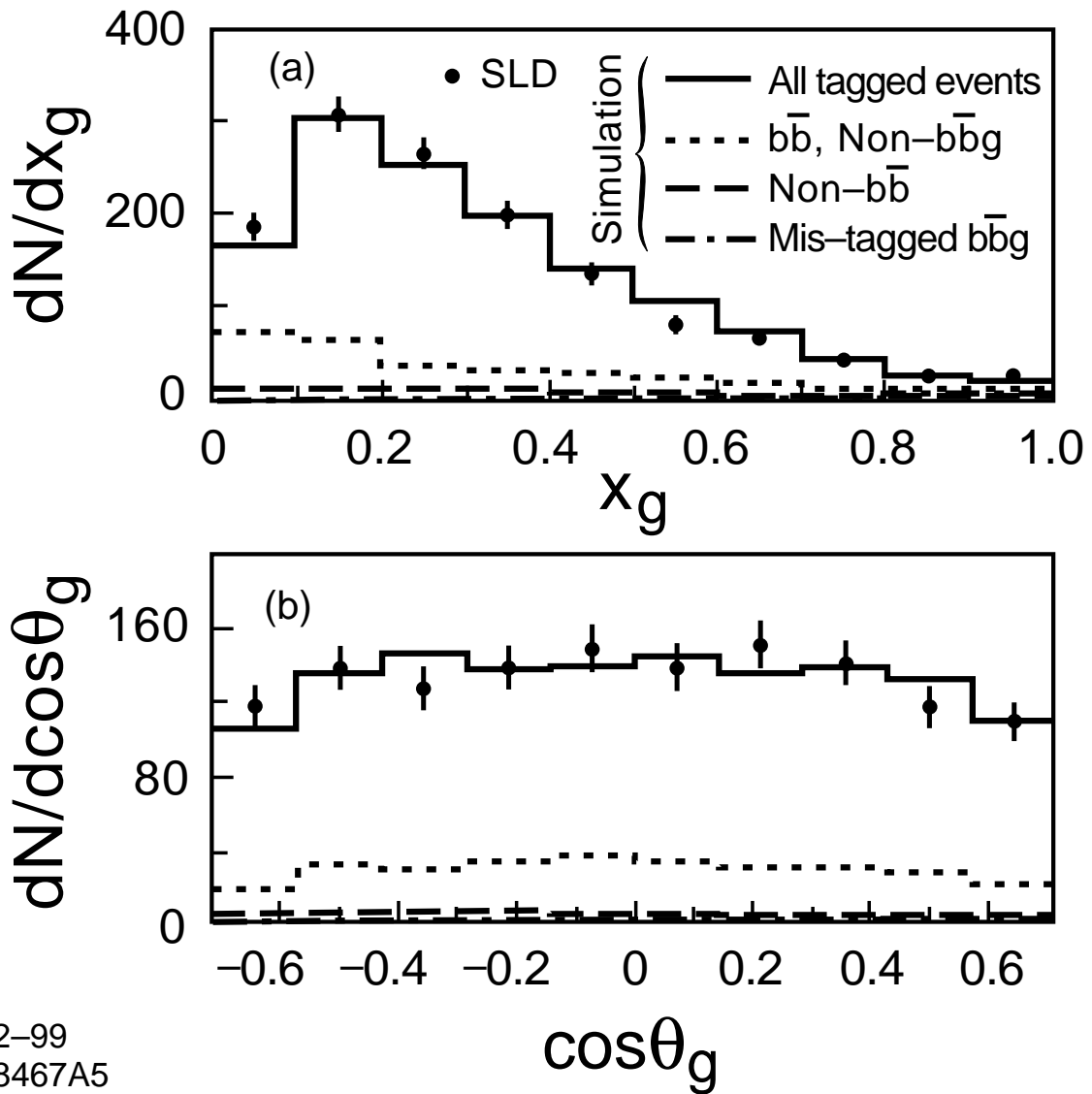


Figure 2: Raw measured distributions of (a) x_g and (b) $\cos\theta_g$ (dots); errors are statistical. Histograms: simulated distributions including background contributions.

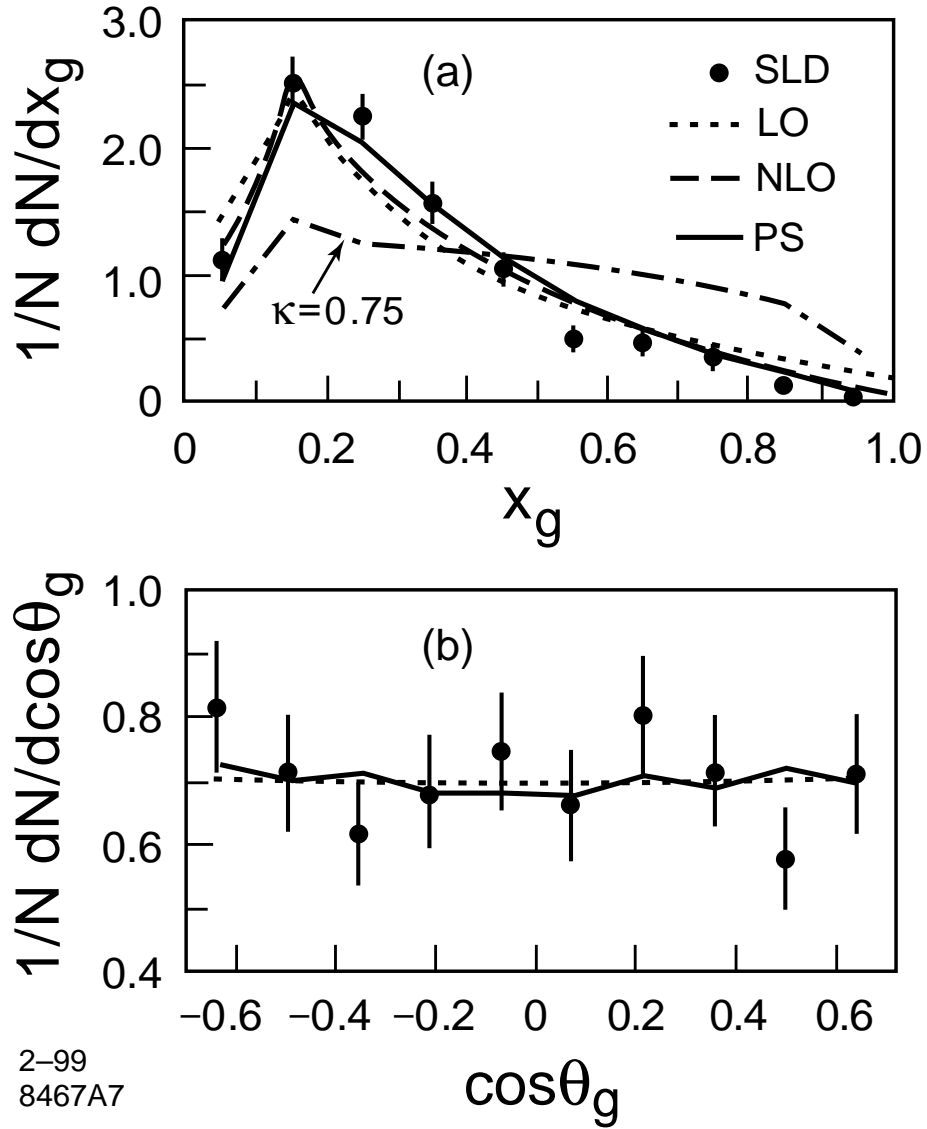


Figure 3: Corrected distributions of (a) x_g and (b) $\cos\theta_g$ (dots); errors are statistical. Perturbative QCD predictions (see text) are shown as lines joining entries plotted at the respective bin centers.