

Spin Structure Functions g_1 and g_2 for the Proton and Deuteron

Gregory S. Mitchell (Representing the E155 Collaboration)

University of Wisconsin-Madison, 1150 University Avenue, Madison, WI 53706-1390

The experiment E155 at SLAC measured the spin structure functions g_1 and g_2 of the proton and deuteron. The experiment used deep inelastic scattering of 48.3 GeV longitudinally polarized electrons incident on polarized solid $^{15}\text{NH}_3$ and ^6LiD targets. The data taken by three independent spectrometers covered a kinematic range of $0.014 < x < 0.9$ and $1 (\text{GeV}/c)^2 < Q^2 < 40 (\text{GeV}/c)^2$. Due to the high luminosity and polarization available at SLAC the data on g_1 are to date the most precise in this kinematic range. The x and Q^2 dependence of g_1 has been studied using NLO PQCD fits, allowing extraction of values for the Bjorken sum rule and quark and gluon spin contributions to the nucleon. Results are presented for g_1 and g_2 for the proton and deuteron.

I. INTRODUCTION

Polarized deep inelastic scattering is a powerful tool for studying the internal spin structure of the nucleon [1]. Early results obtained by experiments at SLAC [2,3] and CERN [4] indicated that quarks contribute very little to the nucleon's spin. This contradicted expectations of the naive quark-parton model, and led to the so-called spin crisis. Additional theoretical and experimental studies followed, resulting in a richer view of the nucleon. Experiments at CERN [5,6], SLAC [7–11], and DESY [12] have provided increasing levels of precision and enabled the determination of polarized parton distribution functions using next-to-leading order perturbative QCD calculations and the (Altarelli-Parisi or DGLAP) evolution equations [6,10]. The main goal of the E155 experiment at SLAC was, for both the proton and deuteron, to make a precision measurement of g_1 covering a wide kinematic range.

II. INCLUSIVE DEEP INELASTIC SCATTERING AND POLARIZED STRUCTURE FUNCTIONS

To study the internal spin structure of the nucleons, the SLAC experiments have used the inclusive deep inelastic scattering of a polarized electron beam incident on a fixed polarized nucleon target. The kinematics of a scattering event are determined by the incident electron energy (E_0) and the energy (E') and angle (θ) of the scattered electron with respect to the incident beam direction. The event kinematics are described by the 4-momentum transfer squared $Q^2 = 4E_0E' \sin^2(\theta/2)$, and the Bjorken scaling variable $x = \frac{Q^2}{2M\nu} = \frac{Q^2}{2M(E_0 - E')}$. The Bjorken scaling variable gives the fraction of the nucleon momentum carried by the struck quark.

In the unpolarized case, the cross-section for inclusive measurements is related to the unpolarized structure functions F_1 and F_2 . In the polarized case, the difference between cross-sections for anti-aligned versus aligned electron spins (denoted \downarrow) and nucleon spins (denoted \uparrow) is given by

$$\frac{d^2\sigma}{d\Omega dE'} \downarrow\uparrow - \frac{d^2\sigma}{d\Omega dE'} \uparrow\uparrow = \frac{4\alpha^2 E'}{Q^2 E_0 M\nu} [(E_0 + E' \cos\theta)g_1(x, Q^2) - 2xMg_2(x, Q^2)] \quad (1)$$

for the case of longitudinal polarization of the target, and by

$$\frac{d^2\sigma}{d\Omega dE'} \downarrow\leftarrow - \frac{d^2\sigma}{d\Omega dE'} \uparrow\leftarrow = \frac{4\alpha^2 E'}{Q^2 E_0 M\nu} \sin\theta \left[g_1(x, Q^2) + \frac{2E_0}{\nu} g_2(x, Q^2) \right] \quad (2)$$

for the case of transverse polarization of the target, where M is the nucleon mass and α is the fine structure constant. The notation $\sigma^{\downarrow\uparrow} = \frac{d^2\sigma}{d\Omega dE'} \downarrow\uparrow$ (and similarly for other cases) is used below.

Equations (1) and (2) introduce the spin structure functions $g_1(x, Q^2)$ and $g_2(x, Q^2)$. These functions differ for the various targets (proton p , neutron n , and deuteron d), but are related by $g_1^d = \frac{1}{2}(g_1^p + g_1^n)(1 - 1.5\omega_D)$. The factor $(1 - 1.5\omega_D)$ corrects for the D-state probability of the deuteron, $\omega_D = 0.05 \pm 0.01$. This probability is treated as a constant with respect to Bjorken x .

Since in both cases on the left hand side of Eqs. (1) and (2) the cross-sections are nearly equal, to measure g_1 and g_2 by measuring the cross-sections and taking the differences would require detailed and accurate knowledge of detector acceptance and efficiency. Instead, the spin structure functions are obtained by measuring asymmetries, where these common factors divide out.

Measuring cross-section asymmetries A_{\parallel} and A_{\perp} ,

$$A_{\parallel} = \frac{\sigma^{\downarrow\uparrow} - \sigma^{\uparrow\uparrow}}{\sigma^{\downarrow\uparrow} + \sigma^{\uparrow\uparrow}} \quad \text{and} \quad A_{\perp} = \frac{\sigma^{\downarrow\leftarrow} - \sigma^{\uparrow\leftarrow}}{\sigma^{\downarrow\leftarrow} + \sigma^{\uparrow\leftarrow}}, \quad (3)$$

yields the polarized structure functions via

$$g_1 = \frac{F_1}{D'} [A_{\parallel} + A_{\perp} \tan(\theta/2)] \quad \text{and} \quad g_2 = \frac{F_1}{D'} \frac{y}{2 \sin \theta} \left(-A_{\parallel} \sin \theta + A_{\perp} \frac{E_0 + E' \cos \theta}{E'} \right). \quad (4)$$

The quantities g_1 , g_2 , F_1 , A_{\parallel} , and A_{\perp} above are all functions of x and Q^2 . The kinematic variables used in the above expression are determined from E_0 and either (x, Q^2) or (E', θ) as follows: $y = \nu/E_0$, $z = xM/E_0$, $\epsilon = 1/[1 + 2(1 + \nu^2/Q^2) \tan^2(\theta/2)]$, $\gamma^2 = 4M^2 x^2/Q^2$, and $D' = (1 - \epsilon)(2 - y)/[1 + \epsilon R(x, Q^2)]$. F_1 was calculated from fits to world data on F_2 [13] and R [14].

In leading order g_1 is only sensitive to the net quark polarizations. However, in next-to-leading order (NLO) perturbative QCD (PQCD) g_1 is also sensitive to the polarized gluon distribution ΔG through the Q^2 evolution of the polarized parton distributions. This evolution is governed by the Altarelli-Parisi (or DGLAP) evolution equations [15] and reflects the increasing resolution of deep inelastic scattering with increasing Q^2 . One important consequence of this evolution is to link the quark distributions to the gluon distributions through $g \rightarrow gq$ splitting. This makes it possible to indirectly measure the gluon distributions by measuring the quark distributions over a wide range in Q^2 . Given sufficient statistical power over a wide range in x and Q^2 , NLO PQCD analysis of the Q^2 dependence of g_1 can be used to constrain the net polarization of the gluon.

Although the naive picture of the g_2 structure function is unclear, twist-2 calculations from Wandzura and Wilczek [16] provide a relation between g_2 and g_1 :

$$g_2^{WW}(x, Q^2) = -g_1(x, Q^2) + \int_x^1 g_1(\zeta, Q^2) d\zeta/\zeta. \quad (5)$$

More generally, $g_2(x, Q^2)$ can be written as $g_2(x, Q^2) = g_2^{WW}(x, Q^2) - \int_x^1 \frac{\partial}{\partial y} \left(\frac{m}{M} h_T(y, Q^2) + \xi(y, Q^2) \right) \frac{dy}{y}$, where the second and third terms are twist-2 and twist-3, respectively.

III. THE EXPERIMENT

The experiment E155 ran in early 1997 and collected ~ 180 million deep inelastic scattering electron events. Keys to the success of E155 included: the high intensity, highly-polarized beam; the use of lithium deuteride as the deuteron target material; and the construction of a third spectrometer.

Longitudinally polarized 48.3 GeV electron beam pulses [17] of up to 400 ns duration were produced at 120 Hz by a circularly polarized laser beam illuminating a strained GaAs photocathode. The beam polarization $P_b = 0.810 \pm 0.020$ was determined using Møller scattering from 20–154 μm thick Fe-Co-V polarized foils [18].

Two polarized nucleon target materials were used in E155: ammonia ($^{15}\text{NH}_3$) as a proton target; and lithium deuteride ($^6\text{Li}^2\text{H}$, or ^6LiD) [19] as a deuteron target. As in E143 [20], polarization of the target materials was obtained using the technique of dynamic nuclear polarization (DNP). In this technique, a combination of microwaves (~ 140 GHz), low temperature (1 K), and a high magnetic field (5 T) polarizes paramagnetic electron centers in the target material, and transfers that polarization to the nucleons. Nuclear magnetic resonance (NMR) measurements were made using coils embedded in the target materials to determine the polarization at regular intervals. These measurements were calibrated to the signal measured at thermal equilibrium near 1.6 K [21]. The polarizations slowly

decreased over time due to radiation damage, and were restored by periodic annealing at about 80 K for the NH_3 target and 185 K for the LiD. As compared to deuterated ammonia ($^{15}\text{ND}_3$), lithium deuteride provides a larger ratio of polarized (effective) deuterons to the total number of nucleons as well as higher radiation resistance. The ^6Li can, to first order, be treated as a polarized deuteron plus an unpolarized alpha particle, and therefore half of the nucleons in ^6LiD are the desired polarizable species. Average polarizations of $\langle P_t \rangle \approx 80\%$ for the proton target and $\langle P_t \rangle \approx 22\%$ for the deuteron target were achieved. Overall relative uncertainties on P_t of 6% (preliminary) and 4% were obtained for the proton and deuteron respectively.

Scattered electrons were detected in three independent magnetic spectrometers at central angles of 2.75° , 5.5° , and 10.5° with respect to the incident beam, as shown in Fig. 1. The spectrometers at 2.75° and 5.5° were used previously in the experiment E154 [9]. In each spectrometer, electrons were identified by threshold gas Cherenkov counters and a total absorbing lead glass electromagnetic calorimeter. Particle momenta and scattering angles were measured with sets of scintillator hodoscopes. The 10.5° spectrometer was added for E155 to double the Q^2 range of the experiment.

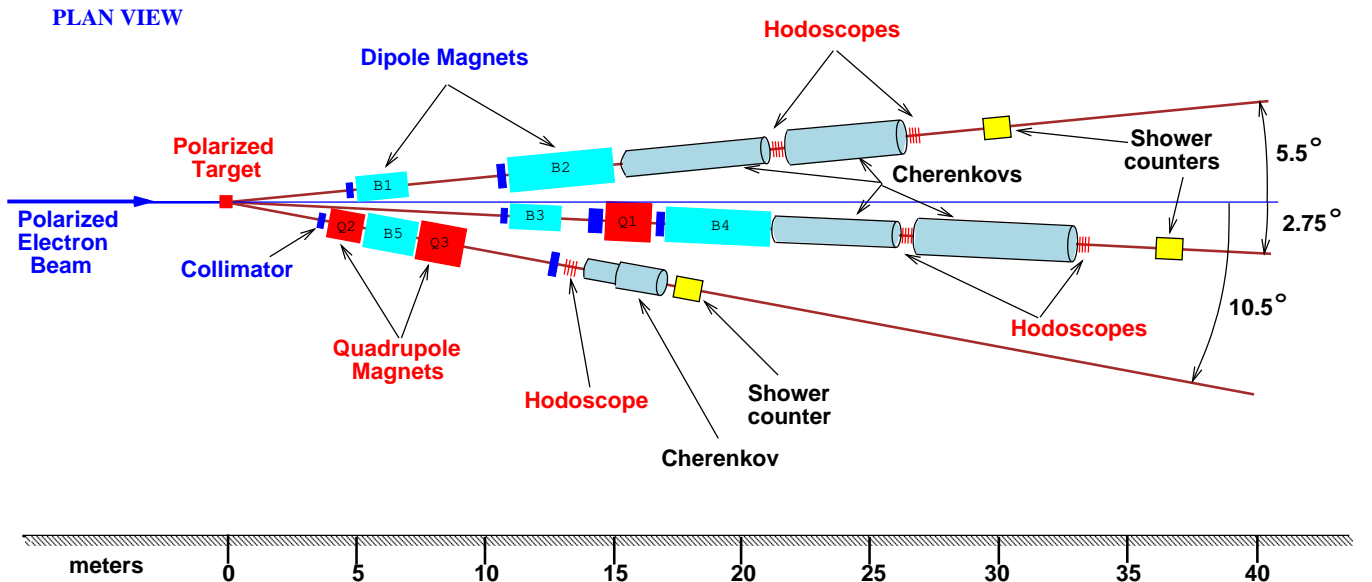


FIG. 1. The E155 spectrometers.

IV. EXPERIMENTAL ASYMMETRIES

The experimental asymmetries were determined from the numbers of scattered electrons per incident beam charge for negative and positive beam helicity for each target, divided by the beam and target polarizations. The rates were corrected for contributions from charge symmetric background processes, which were measured by reversing the spectrometer polarities. Corrections were also included for mis-identified hadrons, which were typically 2% or less of the electron candidates. Also, a dilution factor accounted for the fraction of events originating from the polarizable protons or free deuterons, as opposed to the other materials in the target. The average dilution factor for the proton target was 0.15, for the deuteron target 0.19.

Nuclear correction factors accounted for the presence of several polarizable nuclear species in the target. For the proton, a small correction was made for the polarization of the nitrogen nuclei. For the deuteron, the measured asymmetry included contributions from the free deuterons and effective deuterons in ^6Li . The effective deuteron in ^6Li has a net polarization of 87% of the ^6Li polarization [22], which leads to an effective dilution factor of ~ 0.36 for ^6LiD , as compared with ~ 0.22 for $^{15}\text{ND}_3$. The measured deuteron asymmetries also were corrected for small contributions from polarized protons in Li^1H and ^7Li .

Both internal [23] and external [24] radiative corrections were obtained using an iterative global fit of all data, including E155. Previous SLAC data were recorrected in a manner consistent with the E155 corrections.

V. RESULTS

A. Longitudinal Structure Function g_1

The E155 proton results are plotted as g_1^p vs. Q^2 in Fig. 2. There is a remarkable agreement between the many experiments. The world data on g_1^p exhibit a clear Q^2 dependence, and the scaling violation is similar in character to that of the unpolarized structure functions. At low x , the spin structure function increases with Q^2 , and at high x it decreases with increasing Q^2 .

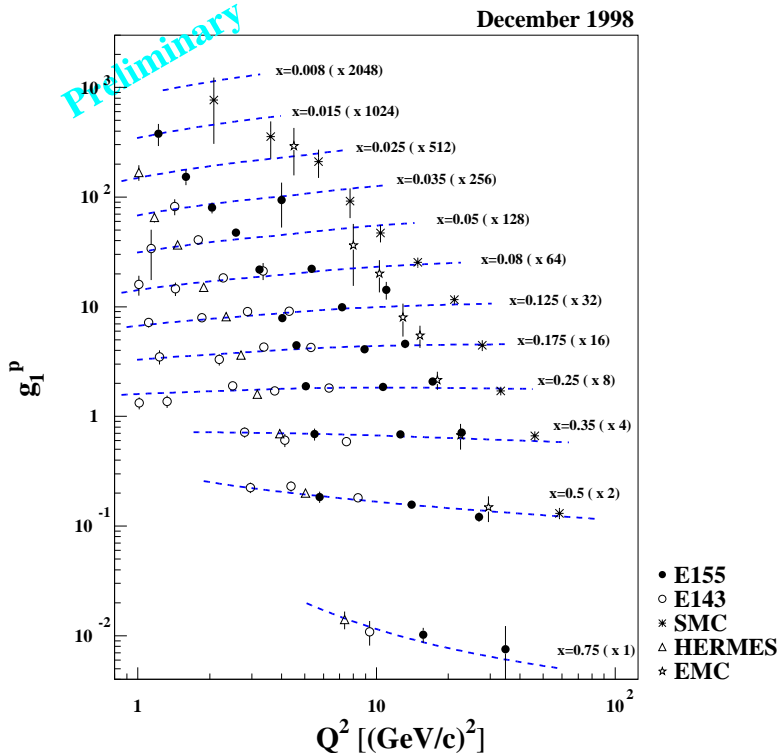


FIG. 2. g_1^p for E155 and other experiments vs. Q^2 . The dashed curves are from a functional fit to world g_1 data. The points and curves have been scaled by the factors in parentheses for clarity.

The E155 deuteron results [11] are presented as g_1^d/F_1^d vs. Q^2 in Fig. 3. They are also in good agreement with world data, and the data from the three spectrometers provide both large Q^2 coverage and good statistical resolution in the mid- x region. There is no significant Q^2 dependence for g_1^d/F_1^d , and likewise g_1^p/F_1^p , indicating that the polarized and unpolarized structure functions evolve similarly.

Evolving the data to a common Q^2 by use of a functional fit to world g_1 data, and integrating over the kinematic x range of E155 yields preliminary results for $Q^2 = 5$ (GeV/c) 2 : $\int_{0.014}^{0.9} g_1^p dx = 0.132 \pm 0.002 \pm 0.010$ and $\int_{0.014}^{0.9} g_1^d dx = 0.044 \pm 0.003 \pm 0.003$, where the first error is statistical and the second is systematic. The extrapolations for the unmeasured high x region are negligible. However, the contribution from the low x region below 0.014 does not converge for the functional fit, reinforcing the need for additional data at very low x . Using the E154 [10] PQCD fit to calculate the contribution for the low x region gives values: $\int_0^1 g_1^p(x, Q^2) dx = \Gamma_1^p = 0.126 \pm 0.003 \pm 0.010 \pm 0.009$ and $\int_0^1 g_1^d(x, Q^2) dx = \Gamma_1^d = 0.030 \pm 0.005 \pm 0.004 \pm 0.005$, where again the first error is statistical, the second is systematic, and the third error is a theory error. These values can be combined to obtain a preliminary E155 result for the Bjorken sum rule [25], $\Gamma_1^{p-n} = \int_0^1 g_1^p - g_1^n = \int_0^1 g_1^p - (g_1^d \frac{2}{(1-1.5\omega_D)} - g_1^p) = 0.187 \pm 0.012 \pm 0.022 \pm 0.021$. This is consistent with the theoretical prediction at $Q^2 = 5$ (GeV/c) 2 , $\Gamma_1^{p-n} = 0.182 \pm 0.005$, which includes third order QCD corrections [26], using $\alpha_s(M_Z^2) = 0.119 \pm 0.002$ [27].

Using the published NLO PQCD fit methods of E154 [10], but including final SMC results [5] and preliminary E155 results in the data set, polarized parton distributions were extracted. The eight-parameter fit had a $\chi^2/\text{d.o.f.}$ of 206/210. From the parton distributions, the following preliminary integral results are obtained at $Q^2 = 5 \text{ (GeV/c)}^2$, in the $\overline{\text{MS}}$ scheme: $\Gamma_1^p = 0.116 \pm 0.005 \pm 0.009$, $\Gamma_1^d = 0.028 \pm 0.004 \pm 0.007$, and $\Gamma_1^{p-n} = 0.172 \pm 0.005 \pm 0.008$, where the first errors are statistical and the second systematic, and similarly sized theory errors are ignored. The Bjorken sum rule result is again consistent with the theoretical prediction. Additionally, the fit polarized parton distributions yield the preliminary results: $\Delta G = 1.8 \pm 0.6 \pm 1.3$ and $\Delta\Sigma = 0.22 \pm 0.04 \pm 0.06$. The data indicate that the gluon contribution to nucleon spin ΔG is positive, but do not constrain the value well. The data do well constrain the quark spin contribution $\Delta\Sigma$, and it is smaller than predicted naively or by the Ellis-Jaffe sum rule [28].

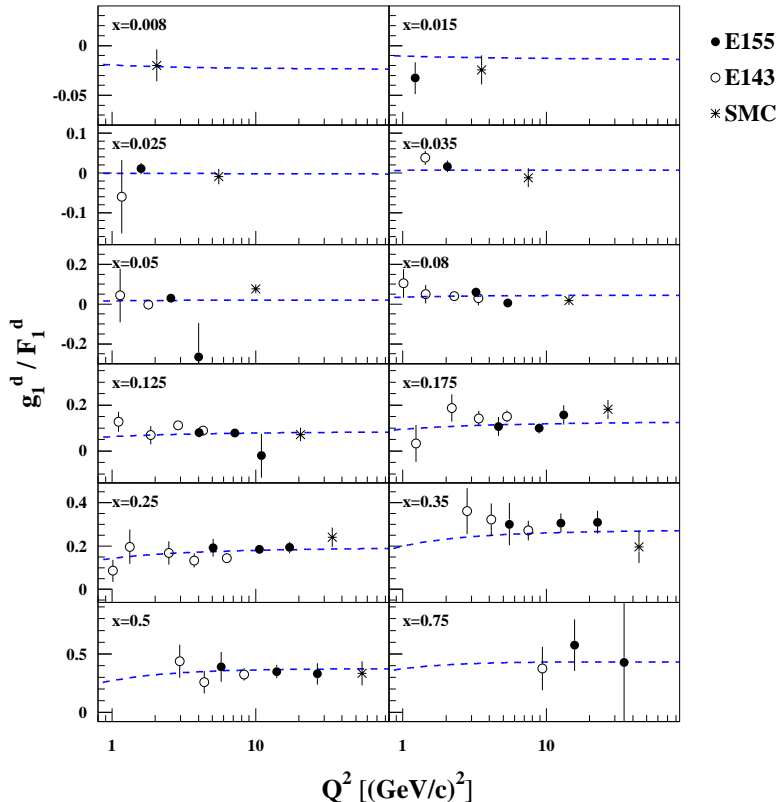


FIG. 3. g_1^d/F_1^d for E155 vs. other experiments. The multiple points in each bin for E155 are for the separate spectrometers. The dashed curves are from a functional fit to world data on g_1/F_1 .

B. Transverse Structure Function g_2

E155 ran for a short period during the 1997 run at 38.8 GeV beam energy with the target polarization transverse to the beam direction. Results for the g_2 structure function obtained from this data [11] are shown (as xg_2) in Fig 4. The data from the three spectrometers show no Q^2 dependence to the virtual photon-nucleon asymmetry A_2 within uncertainties, so the data from the individual spectrometers have been combined. The data are consistent with g_2^{WW} , and satisfy the Burkhardt-Cottingham sum rule [29] within errors. However, the current results lack the power to differentiate among g_2^{WW} , model predictions [30,31], and $g_2(x, Q^2) = 0$. This will be addressed by the much larger data set planned for the E155 extension run (March-May 1999), which will focus on measurements with the target polarization perpendicular to the beam direction in order to make a high precision measurement of the g_2 structure function. The data from this run will significantly improve knowledge of g_2 and will definitively distinguish between $g_2 = 0$ and g_2^{WW} .

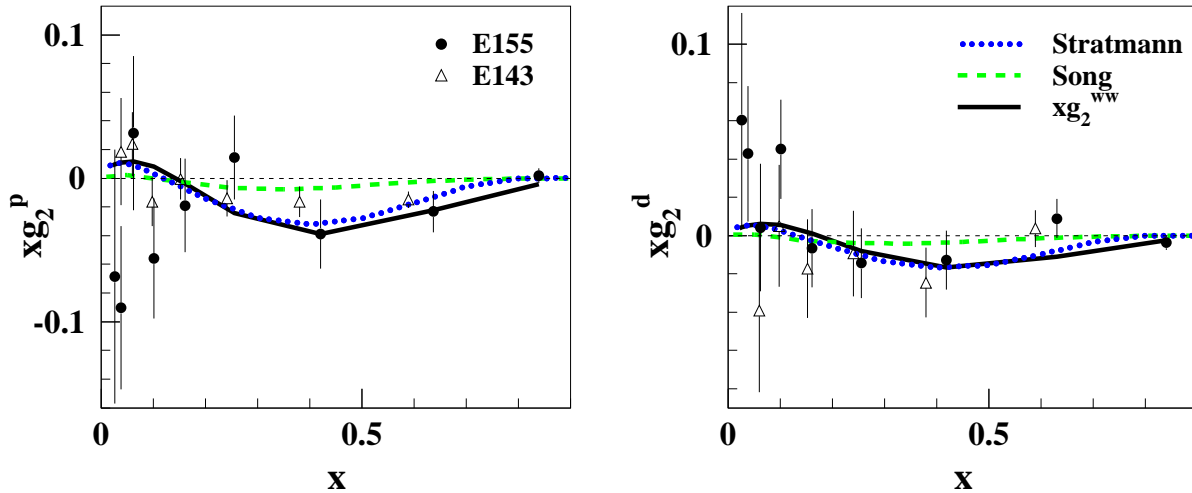


FIG. 4. Plot of xg_2 for proton and deuteron. The error bars are statistical. The solid line indicates the prediction from Wandzura and Wilczek [16] using a fit to world g_1 data. Also shown are calculations from Stratmann [30] and Song [31].

-
- [1] R. G. Roberts, The Structure of the Proton, Cambridge Univ. Press (1990).
- [2] SLAC E80, M. J. Alguard *et al.*, Phys. Rev. Lett. **37**, 1261 (1976).
- [3] SLAC E130, G. Baum *et al.*, Phys. Rev. Lett. **51**, 1135 (1983).
- [4] EMC, J. Ashman *et al.*, Nucl. Phys. B **328**, 1 (1989).
- [5] SMC, B. Adeva *et al.*, Phys. Rev. D **58**, 112001 (1998).
- [6] SMC, B. Adeva *et al.*, Phys. Rev. D **58**, 112002 (1998).
- [7] SLAC E142, P. L. Anthony *et al.*, Phys. Rev. D **54**, 6620 (1996).
- [8] SLAC E143, K. Abe *et al.*, Phys. Rev. D **58**, 112003 (1998).
- [9] SLAC E154, K. Abe *et al.*, Phys. Rev. Lett. **79**, 26 (1997); Phys. Lett. B **404**, 377 (1997).
- [10] SLAC E154, K. Abe *et al.*, Phys. Lett. B **405**, 180 (1997).
- [11] SLAC E155, P. Anthony *et al.*, Report No. SLAC-PUB-7983 (1998); Report No. SLAC-PUB-8041 (1999).
- [12] HERMES, A. Airapetian *et al.*, Phys. Lett. B **442**, 484 (1998); K. Ackerstaff *et al.*, Phys. Lett. B **404**, 383 (1997).
- [13] NMC, M. Arneodo *et al.*, Phys. Lett. B **364**, 107 (1995).
- [14] SLAC E143, K. Abe *et al.*, Report No. SLAC-PUB-7927 (1998).
- [15] G. Altarelli and G. Parisi, Nucl. Phys. B **126**, 298 (1977); V. N. Gribov and L. N. Lipatov, Sov. J. Nucl. Phys. **15**, 438, 675 (1972); Yu. L. Dokshitzer, Sov. Phys. JETP **46**, 461 (1977).
- [16] S. Wandzura and F. Wilczek, Phys. Lett. B **72**, 195 (1977).
- [17] R. Alley *et al.*, Nucl. Instrum. Methods Phys. Res., Sect. A **365**, 1 (1995); J. E. Clendenin *et al.*, Report No. SLAC-PUB-7619 (1997).
- [18] H. R. Band, G. Mitchell, R. Prepost, and T. Wright, Nucl. Instrum. Methods Phys. Res., Sect. A **400**, 24 (1997).
- [19] S. Bültmann *et al.*, Report No. SLAC-PUB-7904 (1998), accepted by Nucl. Instrum. Methods Phys. Res., Sect. A.
- [20] D. G. Crabb and D. B. Day, Nucl. Instrum. Methods Phys. Res., Sect. A **356**, 9 (1995).
- [21] D. G. Crabb and W. Meyer, Annu. Rev. Nucl. Part. Sci. **47**, 67 (1997).
- [22] O. A. Rondon, Report No. aps1998dec15_002, 1998, submitted to Phys. Rev. C.
- [23] T. V. Kukhto and N. M. Shumeiko, Nucl. Phys. B **219**, 412 (1983); I. V. Akusevich and N. M. Shumeiko, J. Phys. G **20**, 513 (1994).
- [24] Y. S. Tsai, Report No. SLAC-PUB-848 (1971); Y. S. Tsai, Rev. Mod. Phys. **46**, 815 (1974).
- [25] J. D. Bjorken, Phys. Rev. **148**, 1467 (1966).
- [26] S. A. Larin and J. A. M. Vermaseren, Phys. Lett. B **259**, 345 (1991); S. A. Larin, Phys. Lett. B **334**, 192 (1994).
- [27] Particle Data Group, Eur. Phys. J. C **3**, (1998).
- [28] J. Ellis and R. Jaffe, Phys. Rev. D **9**, 1444 (1974); D **10**, 1669 (1974).
- [29] H. Burkhardt and W. N. Cottingham, Ann. Phys. **56**, 453 (1970).
- [30] M. Stratmann, Z. Phys. C **60**, 763 (1993).
- [31] X. Song, Phys. Rev. D **54**, 1955 (1996).