

# BES Results on Inclusive D Meson Decays

XinChou Lou  
*University of Texas at Dallas*

A measurement of branching fractions of the  $D^0$  and  $D^+$  mesons into the  $\phi$  meson is reported. The result is based on a data sample of  $22.3 \text{ pb}^{-1}$  collected at the CM energy of 4.03 GeV with the BES detector operated at the BEPC  $e^+e^-$  storage ring. From tagged  $D\bar{D}$  pair events the average branching fraction for a mixture of  $D^0$  and  $D^+$  is determined to be  $B(D \rightarrow \phi X) = (1.29 \pm 0.51 \pm 0.12)\%$ . Upper limits at 90% confidence level are set to be  $B(D^0 \rightarrow \phi X) < 2.5\%$ ,  $B(D^+ \rightarrow \phi X) < 5.0\%$ , and  $B(D^+ \rightarrow \phi e^+ \nu) < 1.6\%$ .

## I. INTRODUCTION

In an era of high precision experiments such as the B factories and the LHC, accurate measurements of b-flavored particles can benefit from a better knowledge of charm decays and their branching fractions. The inclusive decay  $D \rightarrow \phi X$  has not been measured<sup>1</sup>. This branching fraction can serve as an independent check of the existence of additional exclusive decays of D mesons that contain a  $\phi$  meson [1], and for  $B_s^0$  physics studies that use the  $\phi\ell$  pair to tag the  $B_s^0$  meson [2]. In addition, this branching fraction would be helpful in understanding the charm meson decay mechanisms.

In this paper, we report a first measurement of the inclusive  $\phi$  decay branching fractions of charged and neutral D mesons and a new search for the exclusive semileptonic decay  $D^+ \rightarrow \phi e^+ \bar{\nu}$ .

## II. DATA SAMPLE AND ANALYSIS METHODS

This measurement is based on  $22.3 \text{ pb}^{-1}$  of data collected in  $e^+e^-$  annihilations at  $\sqrt{s} = 4.03 \text{ GeV}$  at the BEPC during the 1992-1994. The BES detector has been described in detail elsewhere [3].

At  $\sqrt{s}=4.03 \text{ GeV}$  charm mesons  $D^0$  and  $D^+$  are produced via

$$\begin{aligned} e^+e^- \rightarrow & D^+D^-, D^0\bar{D}^0, \\ & D^+D^{*-}, D^{*+}D^-, D^0\bar{D}^{*0} \\ & D^{*+}D^{*-}, D^{*0}\bar{D}^{*0} \end{aligned}$$

followed by cascade decays of the  $D^*$  mesons. However, the  $D^{*-}$  can decay either to  $\pi^-\bar{D}^0$  or  $\pi^0(\gamma)D^-$ , so that reconstructing a D meson does not necessarily determine whether the recoiling D meson is charged or neutral. In order to measure specifically  $B(D^0 \rightarrow \phi X)$  and  $B(D^+ \rightarrow \phi X)$ , the numbers of neutral and charged D mesons recoiling against a reconstructed D meson, and the type of the D meson from which the  $\phi$  mesons come, must be determined. To this end two methods have been developed and are used to measure the inclusive branching fractions of the D mesons.

### A. The $D^0$ and $D^+$ combinative double tag method (CDTM)

To measure inclusive  $\phi$  branching fractions of the  $D^0$  and  $D^+$  mesons, the  $\phi$  is searched in the recoil side against a fully reconstructed D meson, and the numbers of  $\phi$  events against the  $D^0$  and  $D^+$  decays,  $N_{D_{\text{tag}}^0}^\phi$ ,  $N_{D_{\text{tag}}^+}^\phi$ , are determined, which can be related via

---

<sup>1</sup>Throughout this paper, charge conjugation is implied.

$$N_{D_{\text{tag}}^0}^\phi = \epsilon N_{D_{\text{tag}}^0}^{D^-} B(D^- \rightarrow \phi X) + \epsilon N_{D_{\text{tag}}^0}^{\overline{D}^0} B(\overline{D}^0 \rightarrow \phi X), \quad (1)$$

$$N_{D_{\text{tag}}^+}^\phi = \epsilon N_{D_{\text{tag}}^+}^{D^-} B(D^- \rightarrow \phi X) + \epsilon N_{D_{\text{tag}}^+}^{\overline{D}^0} B(\overline{D}^0 \rightarrow \phi X), \quad (2)$$

to the branching fractions of their decays,  $B(D^- \rightarrow \phi X)$  and  $B(\overline{D}^0 \rightarrow \phi X)$ , where  $N_{D_{\text{tag}}^0}^{D^-}$ ,  $N_{D_{\text{tag}}^0}^{\overline{D}^0}$ ,  $N_{D_{\text{tag}}^+}^{D^-}$ , and  $N_{D_{\text{tag}}^+}^{\overline{D}^0}$  are respectively the numbers of  $D^-$  and  $\overline{D}^0$  decays on the recoil against  $D^+$  and  $D^0$  tags, and  $\epsilon$  is the detection efficiency of the  $\phi$ . The values of  $N_{D_{\text{tag}}^0}^{D^-}$ ,  $N_{D_{\text{tag}}^0}^{\overline{D}^0}$ ,  $N_{D_{\text{tag}}^+}^{D^-}$ , and  $N_{D_{\text{tag}}^+}^{\overline{D}^0}$  are determined from a measurement of the total production cross-sections of reactions  $e^+e^- \rightarrow D^*\overline{D}^*$ ,  $D^*\overline{D}$  at 4.03 GeV by BES [5].

## B. The recoil charge method

At  $\sqrt{s} = 4.03$  GeV,  $D^*\overline{D}^*$  and  $D^*\overline{D}$  pairs are produced with no additional charged tracks. Charged pions arising from direct  $D^*$  decays are very slow, and are mostly undetected in the BES detector. As a result, only decay products of the  $D^+$  and  $D^0$  are visible for most events. Let  $Q_D$  be the charm flavor of the reconstructed D meson, and  $Q_{rec}$  be the total charge of tracks recoiling against this D meson. The  $Q_{rec}$  distribution for  $D^0$  ( $D^+$ ) centers at 0 (1), and has a spread of  $\pm 1$ . The recoil charge method selects neutral and charged D mesons according to

$$Q_{rec} = 0, \quad \text{or} \quad Q_{rec} = Q_D = -1 \quad \text{for} \quad D^0 \text{ tags} \quad (3)$$

and

$$Q_{rec} \cdot Q_D < 0 \quad \text{for} \quad D^+ \text{ tags} \quad (4)$$

For inclusive D decays, the efficiency and the misidentification rate are  $0.74 \pm 0.02$  and  $0.25 \pm 0.02$ , respectively, as obtained from Monte Carlo simulations, and are approximately the same for both charged and neutral D mesons. These numbers are confirmed using kinematically selected data events  $e^+e^- \rightarrow D^+D^-$  and  $e^+e^- \rightarrow D^0\overline{D}^0$ . For events in which a D tag and a recoil  $\phi$  has been fully reconstructed, the efficiency of the recoil charge method is improved over that of the inclusive D events. A Monte Carlo study of various D decay modes into final states containing a  $\phi$  has been performed, and the variations among their efficiencies are included in the systematic errors. For these events, the recoil charge method selects D meson type correctly  $0.91 \pm 0.01 \pm 0.02$  of the time, and misidentifies a D for  $0.09 \pm 0.01 \pm 0.02$  of the events, where the first error is due to Monte Carlo statistics, and the second is systematic.

## III. DATA ANALYSIS

### A. Reconstruction of D, $\phi$ Mesons

Charged tracks are required to have good helix fits which have a normalized chi-square of less than 9 per degree of freedom. These tracks must satisfy  $|\cos \theta| < 0.8$ , where  $\theta$  is the polar angle, and be consistent with coming from the primary event vertex. For charged particles, a particle identification procedure is applied. A combined particle confidence level calculated using the  $dE/dx$  and TOF measurements is required to be greater than 1% for the  $\pi$  hypothesis. For the kaon hypothesis,  $L_k > L_\pi$ , where  $L$  is the likelihood for a particle type, is required.

Charged and neutral D mesons are reconstructed via decays  $D^0 \rightarrow K^- \pi^+$ ,  $K^- \pi^- \pi^+ \pi^+$  and  $D^+ \rightarrow K^- \pi^+ \pi^+$ . To reduce combinatorial backgrounds, only D mesons from  $e^+e^- \rightarrow \overline{D}D^*$ ,  $D^*\overline{D}^*$  reactions are selected with cuts on the momenta of  $K\pi$  combinations. Figures 1(a), 1(b) and 1(c) show the invariant mass distributions for events that pass the selections. The signals are fitted, and after having accounted for double counting, the number of D events is

determined to be  $9054 \pm 309 \pm 416$ , where the first error is statistical and the second systematic. These D events are used as tagged  $e^+e^- \rightarrow \bar{D}D^*, D^*D^*$  events in which the recoil side contain an unbiased  $\bar{D}$  decay.

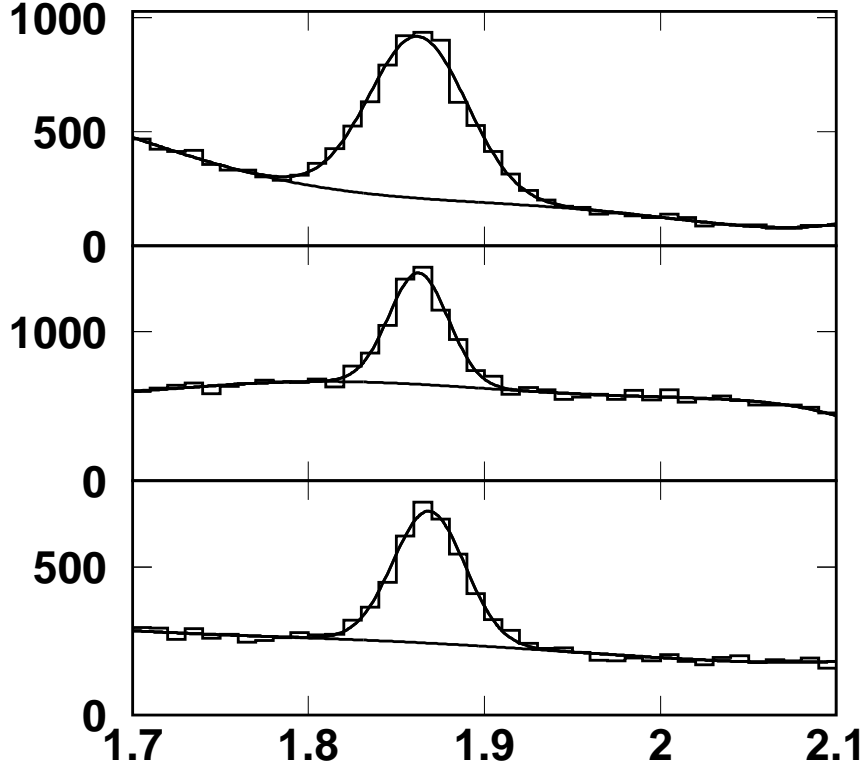


FIG. 1. Invariant mass distributions for  $K^-\pi^+$  (top),  $K^-\pi^+\pi^+$  (middle), and  $K^-\pi^+\pi^+\pi^-$  (bottom).

Table 1 summarizes the numbers of neutral and charged D mesons in the recoil against the reconstructed D tags. The averages from the CDTM method and the recoil charge method, calculated assuming a full correlation between their statistical errors, are  $6803 \pm 303 \pm 322$  and  $2251 \pm 77 \pm 112$  for  $D^0$  and  $D^+$ , respectively.

The  $\phi$  meson is reconstructed through its decay to  $K^+K^-$ . Figure 2 shows the invariant mass distribution of  $K^+K^-$  pairs selected. Using convoluted Breit-Wigner and Gaussian functions plus a third order polynomial background to fit the mass spectrum, a mass of  $1.0194 \pm 0.0002$   $\text{GeV}/c^2$  and a total of  $1108 \pm 70$   $\phi$  events are obtained. In this measurement, a  $\phi$  signal window is defined as the region from 1.00 to 1.04  $\text{GeV}/c^2$ , as indicated by the arrows in Figure 2.

TABLE I. Numbers of neutral and charged D mesons on the recoil

method	number of $D^0$ events	number of $D^+$ events
CDTM	$6839 \pm 308$	$2215 \pm 70$
recoil charge	$6767 \pm 297$	$2287 \pm 83$
Average	$6803 \pm 303$	$2251 \pm 77$

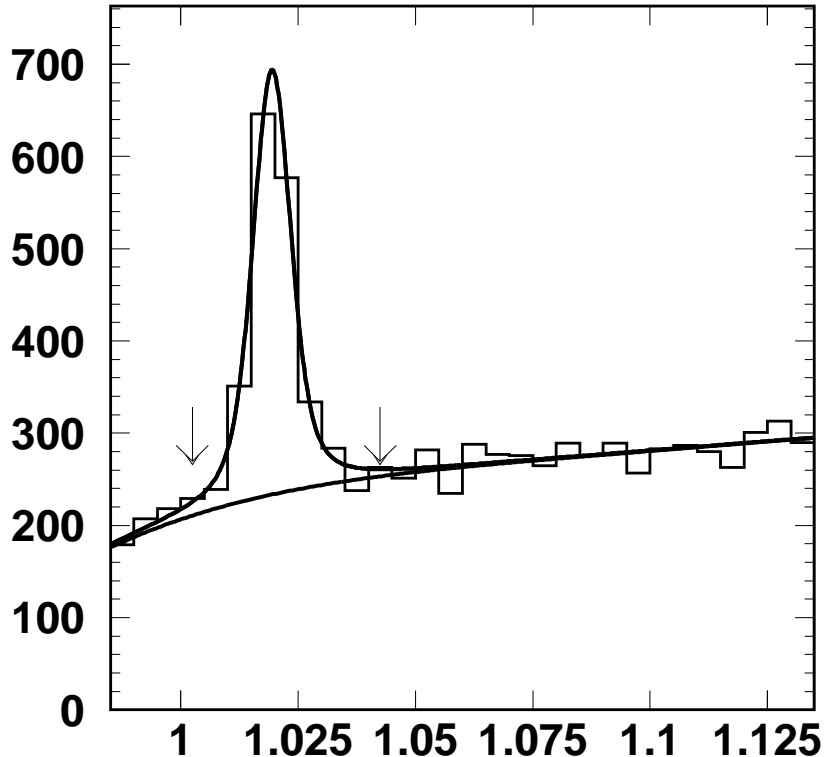


FIG. 2. Invariant mass distribution of  $K^+K^-$  pairs.

### B. Inclusive $D \rightarrow \phi X$

Figures 3(a) and 3(b) show the invariant mass distributions of  $K^+K^-$  pairs from  $D^+$  and  $D^0$ , respectively, as identified by the recoil charge selection criteria. The  $K\pi\pi$  invariant masses for the single tag are within  $\pm 2.5\sigma_{M_D}$  of the D masses. In this measurement,  $K^+K^-$  pairs with masses in the ranges 0.98 - 1.00  $\text{GeV}/c^2$  and 1.04 - 1.15  $\text{GeV}/c^2$  are taken as background for the  $\phi$ . The  $K\pi\pi$  mass regions from 1.7 to 2.1  $\text{GeV}/c^2$ , excluding regions within  $\pm 3\sigma_{M_D}$  of the fit D masses, are defined as background control regions for the D mesons. As shown in Figures 3(a) and 3(b), 15 events are found as  $D\phi$  candidates, and 14 events are selected as background outside the  $\phi$  mass region. Using the D sideband events, a total of  $0.5 \pm 0.5$  background events has been estimated as the background among the D candidates. Subtracting the background contributions to both the D and the  $\phi$ , we obtain an excess of  $10.2 \pm 4.0$  events in the  $\phi$  signal region.

The two D type identification methods, CDTM and the recoil charge method, are applied to these events to extract the numbers of  $\phi$  from specific  $D^0$  and  $D^+$  decays. Subtracting backgrounds estimated using the  $\phi$  and D side bands, the two methods determine  $3.7 \pm 4.7$  (CDTM) and  $9.7 \pm 4.2$  (recoil charge)  $D^0 \rightarrow \phi X$  events, and  $6.5 \pm 5.5$  (CDTM), and  $0.5 \pm 1.7$  (recoil charge)  $D^+ \rightarrow \phi X$  events, respectively. Averaging over the two methods and assuming a complete correlation in their statistical errors, the number of  $D^0 \rightarrow \phi X$  and  $D^+ \rightarrow \phi X$  events are set to be  $6.7 \pm 4.5$ , and  $3.5 \pm 3.6$ , respectively, and are used to determine their branching fractions.

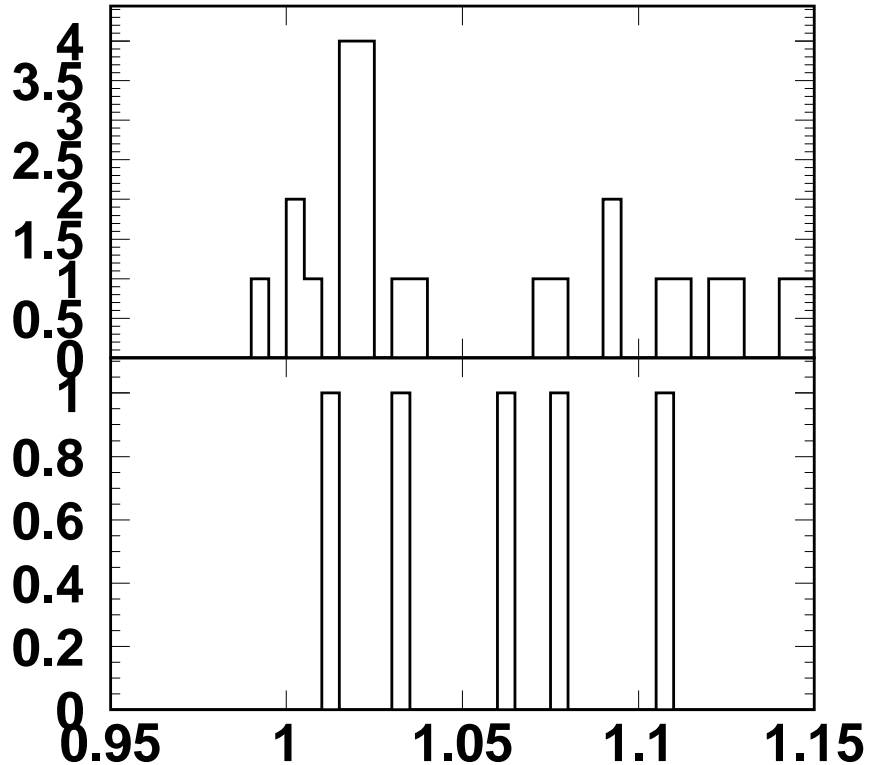


FIG. 3.  $K^+K^-$  invariant mass distributions for  $D^0 \rightarrow \phi X$  (top), and  $D^+ \rightarrow \phi X$  (bottom).

### C. Search for the decay $D^+ \rightarrow \phi e^+ \nu$

Among the 15  $\phi$  candidates observed in the recoil side of the events, 4 are accompanied by at least one charged track which are within  $|\cos\theta| < 0.85$ . Each of these tracks is checked for consistency with being an electron using the  $dE/dx$  information. This electron identification requires that electron confidence level to be greater than 1%, and  $L_e > L_\pi$ . None of the accompanying tracks is identified as an electron.

## IV. RESULTS

Assuming  $10.2 \pm 4.0$  signal  $D \rightarrow \phi X$  events, and correcting for  $\phi$  meson detection efficiency of  $0.084 \pm 0.006$  obtained from a Monte Carlo simulation, the average branching fraction for the BES mixture of  $D^0$  and  $D^+$  mesons is measured to be

$$B(D \rightarrow \phi X) = (1.29 \pm 0.51 \pm 0.12)\%,$$

where the first errors are statistical and second systematic.

Based on  $6.7 \pm 4.5$   $D^0 \rightarrow \phi X$  and  $3.5 \pm 3.6$   $D^+ \rightarrow \phi X$  events, as determined in the previous section, 90% C. L. upper limits are set on specific  $D^0$ ,  $D^+$  decays to be

$$B(D^0 \rightarrow \phi X) < 2.5\%,$$

$$B(D^+ \rightarrow \phi X) < 5.0\%$$

The results include systematic errors arising from uncertainties ( $\pm 0.05\%$ ,  $\pm 0.06\%$  and  $\pm 0.04\%$ ) in the numbers of singly tagged D mesons due to the choice of a background function and fit interval for the single tag samples and uncertainties ( $\pm 0.08\%$ ,  $\pm 0.13\%$  and  $\pm 0.09\%$ ) in the inclusive  $\phi$  efficiency. The combined effect of these sources is obtained by adding the uncertainties in quadrature, which yields total systematic errors of  $\pm 0.10\%$ ,  $\pm 0.14\%$  and  $\pm 0.10\%$  for the  $D^0$ ,  $D^+$ , and their sum, respectively.

Based on zero candidate  $D^+ \rightarrow \phi e^+ \nu$  events, and a detection efficiency of 0.0652, a 90% C. L. limit is set for the decays at

$$B(D^+ \rightarrow \phi e^+ X) < 1.6\%.$$

## V. CONCLUSION

In summary, the inclusive branching fractions of the charged and neutral D mesons into a  $\phi$  have been directly measured. Comparing with the sums of the existing measurements on the exclusive  $D^0$  and  $D^+$  decays containing a  $\phi$  in the final states, these BES branching fraction values indicate little room for additional  $\phi$  decay modes of  $D^0$  and  $D^+$  mesons.

- [1] Particle Data Group, C. Caso *et al.*, Eur. Phys. J. **C3** (1998) 1.
- [2] DELPHI Collab., P. Abreu *et al.*, Zeit. Phys. **C61** (1994) 1.  
OPAL Collab., A. Akers *et al.*, "An investigation of  $B_s$  oscillation using  $B_s$  enhanced samples", Contributed paper to International Europhysics Conference on High Energy Physics EPS0276, July 1995, Brussels.
- [3] J. Z. Bai *et al.*, Nucl. Instrum. and Methods **A344**, 319 (1994).
- [4] M. H. Ye and Z. P. Zheng, in *Proceedings of the XIVth International Symposium on Lepton and Photon Interactions* Stanford, California, 1989, edited by M. Riordan (World Scientific, Singapore, 1990), p. 122.
- [5] BES Collab., " $D^\pm$ ,  $D^0$ ,  $\bar{D}^0$  Single Tag and the Measurement of Production Cross Section at  $E_{cm} = 4.03$  GeV in  $e^+e^-$  Annihilation", to be published.