

# CDF $B$ spectroscopy results: $B^{**}$ and $B_c^+$

G. Bauer

(representing the CDF Collaboration)

Laboratory for Nuclear Science, Massachusetts Institute of Technology,  
Cambridge, MA 02139 USA

E-mail: [bauer@fnal.gov](mailto:bauer@fnal.gov)

## Abstract

We report on two spectroscopy results from CDF. First, we observe the orbitally excited  $B^{**}$  mesons in  $B \rightarrow \ell D^{(*)} X$  events. We find  $28 \pm 6 \pm 3\%$  of light  $B$  mesons produced are  $B^{**}$  states. A collective mass fit results in a  $B_1$  mass of  $5.71 \pm 0.02$  GeV/ $c^2$ . Secondly, we observe  $20.4_{-5.5}^{+6.2}$  decays of  $B_c^+ \rightarrow J/\psi \ell^+ X$ , with a  $6.40 \pm 0.39 \pm 0.13$  GeV/ $c^2$  mass and  $0.46_{-0.16}^{+0.18} \pm 0.03$  ps lifetime. The production rate is in reasonable accordance with expectations.

## 1. Introduction

The large  $b$  cross section at the Tevatron make it an attractive arena for studying  $b$ -hadrons. CDF has reported a variety of spectroscopy results, including the most precise mass determinations of the  $B_s^0$  [1] and  $\Lambda_b^0$  [2]. Here we report results on the rare  $B_c^+$ , and the not rare, but hard to observe,  $B^{**}$  states.

## 2. $B^{**}$ production

The  $B^{**}$  states are the 4 orbitally ( $L = 1$ ) excited states of the  $B$  meson. In a relativistic light-quark model the states  $B_1$ ,  $B_2^*$ ,  $B_0^*$ , and  $B_1^*$  have masses 5.719, 5.733, 5.738, and 5.757 GeV/ $c^2$  [3]. Being above the  $\pi$ -threshold, they decay via  $B^{**} \rightarrow B^{(*)}\pi$ . The normally broad ( $\sim 100$  MeV) hadronic decay width is expected to be suppressed ( $\sim 20$  MeV) for  $B_1$  and  $B_2^*$  because only  $L = 2$  decays are allowed.

Study of  $B^{**}$ 's is of interest for non-perturbative QCD models, and for "engineering"  $b$ -flavor tagging methods [4, 5].  $B^{**}$ 's have been observed in  $e^+e^-$  collisions [6]. Here we report the first observation of  $B^{**}$ 's in a hadron collider.

We use  $110 \text{ pb}^{-1}$  of data collected in Run I. We reconstruct 6 modes of the type  $B \rightarrow D^{(*)}\ell X$  [7], all of which have been previously documented [5] except for the addition of  $\ell^+\bar{D}^0$ ,  $\bar{D}^0 \rightarrow K^+\pi^-\pi^+\pi^-$ . Side-band subtractions are performed, and we effectively obtain a pure sample of almost  $10^4$   $B$ 's.

$B^{**}$ 's should be narrow peaks on a broad structure in the  $B\pi$  mass. Even after kinematic corrections ( $\sim 15\%$ ) the lost  $\nu$ , as well as the unidentified  $\gamma$  from  $B^*$  decay, smears these peaks. With background, it is then extremely difficult to identify

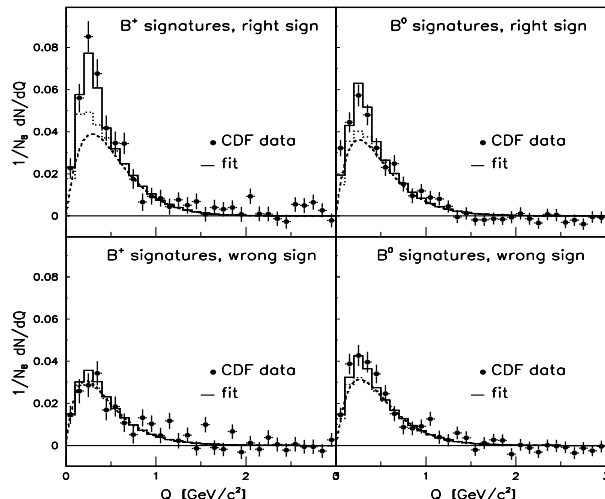
$B^{**}$ 's. These problems are ameliorated by using the quantity  $Q \equiv m[\ell D^{(*)}\pi] - m[\ell D^{(*)}] - m[\pi]$  which compresses the broad  $m[\ell D^{(*)}\pi]$  distribution (with  $\ell D^{(*)} \approx B$ ) into a relatively narrow range at low  $Q$ .

We combine  $B$ 's with tracks ( $p_T > 0.9$  GeV/ $c$ ), assumed to be  $\pi$ 's, from the primary vertex (impact parameter  $< 3\sigma$ ) to form  $B^{**}$  candidates. These  $B$ - $\pi$  combinations contain a variety of backgrounds uncorrelated to the  $B$ : random  $\pi$ 's from the underlying event and from multiple  $\bar{p}p$  collisions. These backgrounds may be removed by "sideband subtraction" methods. The major remaining background is from pions from the hadronization of the  $B$ , which, unfortunately, is correlated with the  $B$ , and thus demands careful treatment.

$B^{**}$  decays give  $B^+\pi^-$  or  $B^0\pi^+$  ("right-sign") combinations at low- $Q$ , and not  $B^+\pi^+$  or  $B^0\pi^-$  ("wrong-sign"). The  $B$ - $\pi$   $Q$ -distributions, divided into  $B^+$  and  $B^0$  mesons and into right/wrong-sign categories, are shown in Fig. 1. The data (points) show a clear right-sign excess, but  $B^+$  and  $B^0$  behave differently and the wrong-sign background peaks in the same  $Q$ -region. The  $B^{**}$  signal is entangled with the hadronization background which also favors the right-sign at low  $Q$ -values (the basis for our "same side tagging" [4, 5]). Thus, one can not expose a  $B^{**}$  signal by subtracting the "wrong-sign"  $Q$ -distributions from the "right-sign" ones.

We model the hadronization  $Q$ -distributions by 2-parameter functions inspired by PYTHIA [8], and impose the *relative* right/wrong-sign hadronization asymmetry from the simulation. We fit the data for  $B^{**}$  signal plus this hadronization model.‡

‡ Other small backgrounds, such as  $B_s^{**}$ , are included. The



**Figure 1.** The sideband-subtracted  $Q$ -distributions divided into  $B^+/B^0$  modes and right/wrong-sign  $B\pi^\pm$  combinations: data (points), fit (solid histogram), total background (dotted histogram), and hadronization background (dashed curve).

The specific *shape* of the hadronization background, as well as its overall normalization, and the amount of any  $B^{**}$  signal are free to float in the fit.

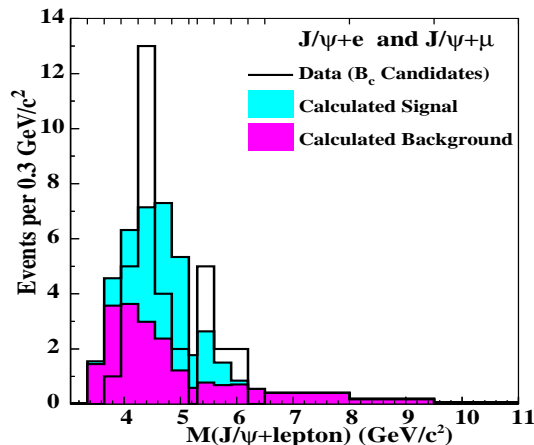
The solid histogram in Fig. 1 shows the fit, with the dotted histogram showing the total background and the dashed curve is the hadronization component. The excess above the total background (dotted) is the  $B^{**}$  signal, which is even in the wrong-sign events.  $B^0$ -mixing moves events between right-sign  $B^0$ 's and wrong-sign  $B^0$ 's, creating an apparent asymmetry between the  $B^{**}$  signal in  $B^+$ 's and  $B^0$ 's. There is a small amount of cross-talk between  $B^+$  and  $B^0$  reconstructions (*e.g.* if the  $\pi^-$  is lost from  $D^{*-} \rightarrow \bar{D}^0\pi^-$ ), which shifts  $B^{**}$ 's diagonally in Fig. 1, *e.g.*, right-sign  $B^+$  to wrong-sign  $B^0$ .

The fit results in a  $B\pi$  excess from which we find that  $B^{**}$  states are  $28 \pm 6 \pm 3\%$  of light  $B$  meson production. The distributions of Fig. 1 are clearly inadequate to distinguish the  $B^{**}$  states, but we can use the mass splitting of Ref. [3] and fit the  $Q$ -distribution for the collective  $B^{**}$  mass. We quote the result in terms of the mass of the lowest state,  $B_1$ , as  $5.71 \pm 0.02$  (*stat. + syst.*)  $\text{GeV}/c^2$ . [7]

### 3. $B_c^+$ production

The  $B_c^+$  is the ground state of  $c\bar{b}$  mesons. It is novel as a bound state of two *different* heavy quarks, and is an interesting test for bound-state models. CDF

fit accounts for the important sample composition issues of cross-talk between  $B^+$  and  $B^0$  decays and  $B^0$ -mixing.



**Figure 2.** The  $J/\psi + \ell^+$  mass distributions of data, and the calculated background and signal.

has previously searched for the  $J/\psi\pi^+$  decay, and set upper limits [9]. We extend the search to the higher rate semileptonic mode  $B_c^+ \rightarrow J/\psi\ell^+\nu$  [10].

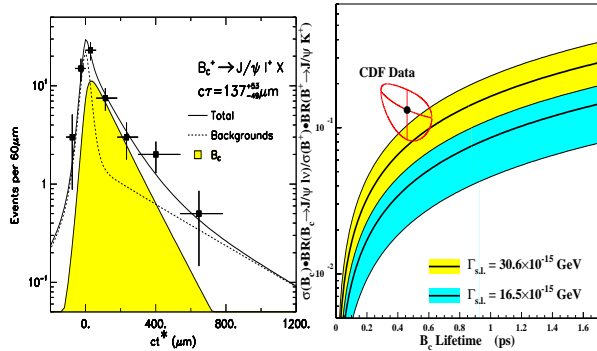
We use  $\sim 200,000$   $J/\psi \rightarrow \mu^+\mu^-$  events ( $p_T(\mu)$  above  $\sim 1.5$   $\text{GeV}/c$ ) fully contained in the Si- $\mu$ vertex detector (for precision vertexing). A 3rd track is added to the  $J/\psi$  compatible ( $\text{Prob}(\chi^2) > 1\%$ ) with its vertex, and within a cone of  $90^\circ$ . The proper time for the  $J/\psi$ +track system must be more than  $60\mu\text{m}$ . This yields 6530 (1055) candidates satisfying electron (muon) fiducial cuts. Lepton identification criteria applied to the 3rd track reduced the sample to 23 (14) electron (muon) candidates.

$B_c^+$  background comes from two general classes:  $J/\psi$ +fake lepton, and  $J/\psi$ +real, but uncorrelated, lepton. Fake leptons arise from misidentified hadrons ( $e^-$ -misidentification, decay-in-flight,...), and uncorrelated leptons from  $\gamma$ -conversions or from the semileptonic decay of a second  $b$ -hadron. These backgrounds are determined from data measurements extrapolated via Monte Carlo to the  $J/\psi\ell^+$  sample. We find  $8.6 \pm 2.0$  ( $12.8 \pm 2.4$ ) background events in the electron (muon) sample [10].

A likelihood fit of the  $J/\psi + \ell^+$  mass distributions ( $e^+$  and  $\mu^+$  separated but fit simultaneously), with calculated backgrounds and a  $B_c^+$  component, yields a  $B_c^+$  signal of  $20.4_{-5.5}^{+6.2}$  mesons ( $4.8\sigma$  significance). The results are shown in Fig.2.

This sample may be used to extract several  $B_c^+$  properties. Although the missing  $\nu$  greatly reduces sensitivity to the  $B_c^+$  mass, we find from our fits a value of  $6.40 \pm 0.39 \pm 0.13$   $\text{GeV}/c^2$ . We release the  $60\mu\text{m}$  “lifetime” cut, correct for the missing  $\nu$  and resolution effects, and fit the lifetime distribution of Fig. 3 to obtain  $\tau(B_c^+) = 0.46_{-0.16}^{+0.18} \pm 0.03$  ps.

We can determine the cross-section $\times$ branching-fraction,  $\sigma_{Bc}\mathcal{B}(B_c^+ \rightarrow J/\psi\ell^+\nu)$ , from the event



**Figure 3.** Left: Proper time distribution of the data with lifetime fit. Right: Relative branching ratio  $\mathcal{R}(J/\psi\ell^+\nu)$  as a function of  $B_c^+$  lifetime.

yield. We do so, however, relative to the similar  $B_u^+ \rightarrow J/\psi K^+$  decay since many experimental systematics cancel in the ratio. We find:

$$\mathcal{R}(J/\psi\ell^+\nu) \equiv \frac{\sigma_{B_c} \times \mathcal{B}(B_c^+ \rightarrow J/\psi\ell^+\nu)}{\sigma_{B_u} \times \mathcal{B}(B_u^+ \rightarrow J/\psi K^+)} = 13.2_{-3.7}^{+4.1} (stat) \pm 3.1 (syst)_{-2.0}^{+3.2} (life) \%,$$

a rate below LEP sensitivities. This ratio is lifetime dependent, and is shown in Fig. 3 along with theoretical predictions [10]. Two different assumptions for  $\Gamma_{s.l.}(B_c^+ \rightarrow J/\psi\ell^+\nu)$  are shown.

#### 4. Summary and prospects

We have observed the production of  $B^{**}$  states in  $\bar{p}p$  collisions, at a relative rate similar to LEP's. Pions from  $B^{**}$  decays are likely a significant contribution to “same-side” flavor-tagging methods. Our sample is too limited to unravel the four  $B^{**}$  states. Next year, however, Run II of the Fermilab Tevatron [11] will begin where we expect  $20\times$  the luminosity ( $\sim 2\text{ fb}^{-1}$  in 2 years). Fully exclusive  $B^{**}$  reconstructions should be possible with these larger  $B$  samples, and the finer mass resolution will aid in the study of these states.

We have also made the first observation of the  $B_c^+$  meson, and performed an initial survey of its properties. The increased data of Run II will enable us to improve all these measurements. This is most notably the case for the  $B_c^+$  mass, as we should be able to fully reconstruct some of its decay modes.

#### References

- [1] F. Abe *et al.* [CDF Collab.], *Phys. Rev. D* **53**, 3496 (1996).
- [2] F. Abe *et al.* [CDF Collab.], *Phys. Rev. D* **55**, 1142 (1997).

- [3] D. Ebert *et al.*, *Phys. Rev. D* **57**, 5663 (1998); erratum *ibid.* **59**, 019902 (1999).
- [4] G. Bauer [CDF Collab.], *these proceedings* (FERMILAB-Conf-99/228-E).
- [5] F. Abe *et al.* [CDF Collab.], *Phys. Rev. D* **59**, 032001 (1999).
- [6] R. Akers *et al.* [OPAL Collab.], *Z. Phys. C* **66**, 19 (1995); P. Abreu *et al.* [DELPHI Collab.], *Phys. Lett. B* **345**, 598 (1995); D. Buskulic *et al.* [ALEPH Collab.], *Z. Phys. C* **69**, 393 (1996); R. Barate, *et al.* [ALEPH Collab.], *Phys. Lett. B* **425**, 215 (1998).
- [7] D. Vucinic, Ph.D. dissertation, Massachusetts Institute of Technology, 1999; T. Affolder *et al.* [CDF Collab.], to be submitted to *Phys. Rev.*
- [8] H.-U. Bengtsson and T. Sjöstrand, *Computer Physics Commun.* **46**, 43 (1987).
- [9] F. Abe *et al.* [CDF Collab.], *Phys. Rev. Lett.* **77**, 5176 (1996).
- [10] F. Abe *et al.* [CDF Collab.], *Phys. Rev. Lett.* **81**, 2432 (1998); *Phys. Rev. D* **58**, 112004 (1998).
- [11] CDFII Collaboration, FERMILAB-Pub-96/390-E.