

Percolation and Critical Behaviour in $SU(2)$ Gauge Theory *

S. Fortunato, F. Karsch, P. Petreczky, H. Satz

Fakultät für Physik, Universität Bielefeld,
D-33501 Bielefeld, Germany

The paramagnetic-ferromagnetic transition in the Ising model can be described as percolation of suitably defined clusters. We have tried to extend such picture to the confinement-deconfinement transition of $SU(2)$ pure gauge theory, which is in the same universality class of the Ising model. The cluster definition is derived by approximating $SU(2)$ by means of Ising-like effective theories. The geometrical transition of such clusters turns out to describe successfully the thermal counterpart for two different lattice regularizations of $(3+1)$ - d $SU(2)$.

1. INTRODUCTION

The search for a geometrical description of phase transitions has stimulated a lot of interest over the last decades. Such descriptions are simple and elegant and allow to justify the relationship between critical phenomena and geometry which seems to play a key role in important aspects of critical behaviour, like the universality of the critical indices.

In particular, percolation theory [1,2] represents an ideal framework for the required formulation. Percolation takes place when geometrical clusters, formed by elementary objects of some system, give rise to an infinite network (percolation cluster) which spans the whole system. The percolation phenomenon turns out to have astonishing analogies with ordinary second order thermal phase transitions:

- the behaviour of the percolation variables at criticality is also described by simple power laws, with corresponding exponents;
- the values of the exponents, related to each other by simple scaling relations, are fixed only by the number of space dimensions of the system at study, regardless of its structure and of the special type of percolation process one considers.

The spontaneous symmetry breaking of the Ising model can be indeed described by means

of percolation of site-bond clusters [3]. Since the critical behaviour of $SU(2)$ pure gauge theory is in the same universality class as the Ising model [4,5], an equivalent percolation picture for the confinement-deconfinement transition of $SU(2)$ has been recently proposed [6]. Unfortunately, the approach suggested in [6] is valid only in the strong coupling limit and the problem of finding a general description remains open.

In this work, we will show that it is possible to define the clusters we need by constructing suitable *effective theories* for $SU(2)$ which admit an equivalent percolation picture. The effective models are Ising-like spin models with only spin-spin interactions, and we will show that they provide a working percolation description of the critical behaviour of $(3+1)$ - d $SU(2)$ both in the strong coupling limit ($N_\tau = 2$) and for $N_\tau = 4$, a case which approaches the weak coupling region.

2. PERCOLATION AND CRITICAL BEHAVIOUR IN THE ISING MODEL

The first percolation studies on the Ising model concerned the ordinary magnetic domains, i.e. clusters formed by nearest-neighbour spins of the same sign. In two dimensions such clusters happen indeed to percolate at the thermal critical point T_c [7]. Nevertheless, the values of the critical exponents differ from the corresponding Ising values [8]. In three dimensions, the magnetic domains of the spins oriented in the direction of the magnetization percolate at any temperature; the

*The work has been supported by the TMR network ERBFMRX-CT-970122 and the DFG under grant Ka 1198/4-1.

domains formed by the spins opposite to the magnetization percolate for $T \geq T_p$, with $T_p \neq T_c$ [9].

It was then clear that the magnetic domains were too big to reproduce the thermal behaviour of the Ising model. The fact that two nearest neighbour spins of the same sign are always connected to each other implies that the clusters fail to reproduce the correct spin correlation because of geometrical effects. For this reason, Coniglio and Klein [3] suggested that two like-signed nearest neighbouring spins belong to the same cluster with a certain *bond probability*

$$p = 1 - \exp(-2J/kT) \quad (1)$$

(J is the Ising coupling, T the temperature). The clusters introduced by Coniglio and Klein are thus *site-bond* clusters: their percolation transition is indeed equivalent to the magnetization transition of the Ising model.

As a matter of fact, this result is valid for a wide class of models. For example, if a theory is characterized just by ferromagnetic spin-spin interactions, the percolation picture of Coniglio and Klein can be trivially extended by introducing a bond between each pair of interacting spins, and a relative bond probability

$$p_i = 1 - \exp(-2J_i/kT), \quad (2)$$

where J_i is the coupling associated to the i -interaction of the theory.

This generalization is at the basis of our work.

3. POLYAKOV LOOP PERCOLATION IN $SU(2)$ GAUGE THEORY

Let us now consider the case of $SU(2)$ gauge theory. We have again a $Z(2)$ symmetric variable, the *Polyakov loop* L , whose thermal lattice average is the order parameter of the confinement-deconfinement transition. Therefore, the $SU(2)$ configurations are similar to the Ising ones, with the Polyakov loop playing the role of the spin variable. Also here we will have regions in which L has the same sign, analogous to the magnetic domains of the Ising model. However, to identify the physical clusters, as we have seen above, we need to introduce some bond probability. This is a difficult problem, since the $SU(2)$ lattice action

cannot be expressed in terms of the Polyakov loop L . In order to derive the correct bond weights, in fact, it is necessary to know how the "gauge spins", i.e. the Polyakov loops, interact with each other.

One way to face the problem is to approximate $SU(2)$ by means of effective theories which are easy to handle. In [6] one derived an effective theory from a strong coupling expansion of $SU(2)$. That method thus cannot be applied to the weak coupling case.

To find a general procedure, we shall construct the effective theory starting not from the $SU(2)$ Lagrangian, but from the Polyakov loop configurations. If it were possible to find an effective model which reproduces well the Polyakov loop configurations and has an equivalent percolation formulation, the problem would be solved. The Polyakov loop, unlike the Ising spins, is a continuous variable, but we shall consider the Ising-projected configurations, i.e. the distributions of the *signs* of the Polyakov loops. This is done assuming that the $Z(2)$ symmetry is the only relevant feature at the basis of the critical behaviour. Our ansatz for the effective theory will be an Ising-like model with just spin-spin interactions. Its Hamiltonian $\mathcal{H}(s)$ is

$$\mathcal{H}(s) = -J_1 \sum_{NN} s_i s_j - J_2 \sum_{NNN} s_k s_l - \text{etc.}, \quad (3)$$

where the distance between coupled spins increases progressively starting from the simple nearest-neighbour (NN) case (NNN = next-to-nearest, and so on). We have seen in the previous section that, if $J_i > 0 \forall i$, such a model has a simple percolation picture a la Coniglio-Klein.

The relationship between $SU(2)$ and the effective model is established through the equation

$$e^{-\mathcal{H}(s)/kT} = \int [dU] \prod_{\mathbf{n}} \delta[s_{\mathbf{n}}, \text{sgn}(L_{\mathbf{n}})] e^{S_{SU2}}, \quad (4)$$

where $L_{\mathbf{n}}$ is the value of the Polyakov loop at the spatial point \mathbf{n} and S_{SU2} the $SU(2)$ lattice action.

The couplings of the effective theory are calculated by solving a set of Schwinger-Dyson equations, a method which gives good results in Monte Carlo renormalization group studies of field theories [10,11]. If the couplings turn out to be all

positive, we can use them to calculate the corresponding bond weights we need to build the clusters in the original Polyakov loop configurations. Because of the expression (2) for the bond weights, with this approach only the configurations of the signs of the Polyakov loops are relevant for the cluster building.

4. RESULTS FOR $(3 + 1)$ -d $SU(2)$

We performed simulations of $(3 + 1)$ -d $SU(2)$, focusing on the cases $N_\tau = 2$ and $N_\tau = 4$ (N_τ is the number of lattice spacings in the temperature direction). We found that the two cases can be indeed approximated by models like (3), with 15 and 19 ferromagnetic couplings, respectively. The distances between the spins in the longest-range interactions, in lattice units, are $\sqrt{17}$ for $N_\tau = 2$ and $\sqrt{27}$ for $N_\tau = 4$. The relative strength of such interactions compared to the nearest-neighbour couplings is about $1/1000$ in both cases, which shows how rapidly the couplings decrease with the distance between the spins.

Both for $N_\tau = 2$ and for $N_\tau = 4$ we used four different lattice sizes, in order to be able to extract the results by applying finite size scaling techniques.

To locate the critical point of the percolation transition, we made use of the *percolation cumulant*. Such variable is determined simply by counting, for a fixed lattice size and a value of the $SU(2)$ coupling $\beta = 4/g^2$, how many configurations contain a spanning cluster. This number, divided by the total number of configurations, is directly a scaling function, analogous to the Binder cumulant in continuous thermal phase transitions [12]. Figs. 1 and 2 show the behaviour of the percolation cumulant curves as a function of β , for $N_\tau = 2$ and 4, respectively. The curves cross remarkably at the same point, within errors, in good agreement with the thermal thresholds, indicated within one standard deviation by the dashed lines. The percolation cumulant gives the critical point β_c but also the critical exponent ν . In fact, if we rewrite the percolation cumulant as a function of $(\beta - \beta_c)L^{1/\nu}$ (L is the linear spatial dimension of the lattice), we should get the same curve for each lattice size. Fig. 3 and 4

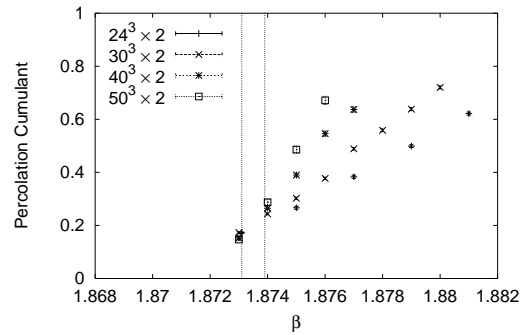


Figure 1. Percolation cumulant as a function of β for four lattice sizes: $N_\tau = 2$.

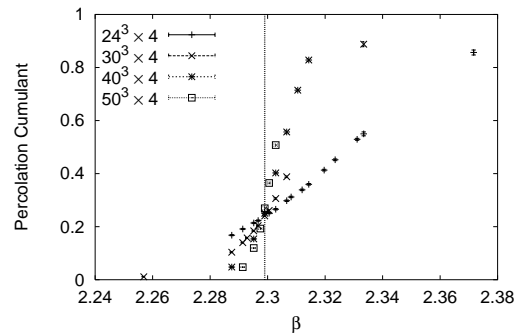


Figure 2. Percolation cumulant as a function of β for four lattice sizes: $N_\tau = 4$.

show the rescaled percolation cumulant using for β_c the position of the crossing points and for the exponent ν the 3D Ising value. In both cases, the curves coincide.

To complete the investigation of the geometrical transition, we determined the ratio of critical exponents γ/ν from a standard finite size scaling analysis. We were not able to evaluate the ratio β/ν , because of large fluctuations of the percolation order parameter, the *percolation strength* P , around the critical coupling. The final results are listed in Tables 1 and 2, where we give, for comparison, also the critical indices of the thermal transition. The agreement is good in both cases.

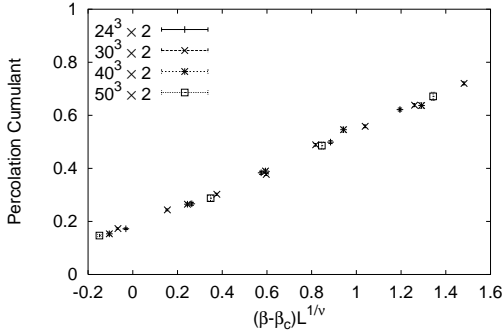


Figure 3. Rescaling of the percolation cumulant curves of Fig.1, using the 3D Ising exponent $\nu = 0.630$.

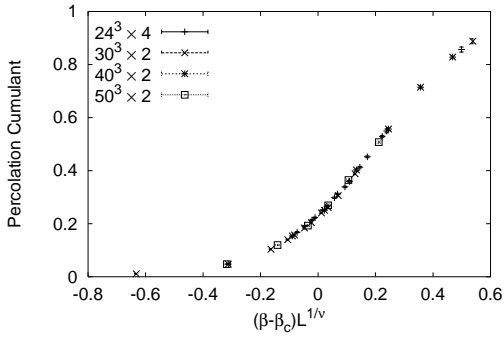


Figure 4. Rescaling of the percolation cumulant curves of Fig.2, using the 3D Ising exponent $\nu = 0.630$.

5. CONCLUSIONS

We have shown that the deconfinement transition of $SU(2)$ gauge theory in 3+1 dimensions can be described in terms of Polyakov Loop percolation. The procedure we used is, necessarily, approximate. However, in comparison with the method illustrated in [6], it has the advantage to be applicable also to the weak coupling limit of $SU(2)$.

Table 1

Percolation critical indices for $(3 + 1)$ -d $SU(2)$, $N_\tau = 2$. The thermal indices are taken from [13].

	Crit. Point	γ/ν	ν
Perc.	1.8734(2)	1.977(15)	0.628(10)
Therm.	1.8735(4)	1.953(14)	0.630(9)

Table 2

Percolation critical indices for $(3 + 1)$ -d $SU(2)$, $N_\tau = 4$. The thermal indices are taken from [5].

	Crit. Point	γ/ν	ν
Perc.	2.2991(2)	1.979(15)	0.629(8)
Therm.	2.29895(10)	1.944(13)	0.630(11)

REFERENCES

1. D. Stauffer, A. Aharony, *Introduction to Percolation Theory*, Taylor & Francis, London 1994.
2. G. Grimmett, *Percolation*, Springer-Verlag, 1999.
3. A. Coniglio, W. Klein, J.Phys. A: Math. Gen. **13**, 2775-2780 (1980).
4. B. Svetitsky, L. Yaffe, Nucl. Phys. B **210** [FS6], 423 (1982); L. Yaffe, B. Svetitsky, Phys. Rev. D **26**, 963 (1982). B. Svetitsky, Phys. Rep. **132**, 1 (1986).
5. J. Engels et al., Phys. Lett. B **365**, 219 (1996).
6. S. Fortunato, H. Satz, Phys. Lett. B **475**, 311 (2000).
7. A. Coniglio, C. R. Nappi, F. Peruggi, L. Russo, Commun. Math. Phys. **51**, 315 (1976).
8. M. F. Sykes, D. S. Gaunt, J. Phys. A **9**, 2131 (1976).
9. H. Müller-Krumbhaar, Phys. Lett. A **48**, 459 (1974).
10. M. Okawa, Phys. Rev. Lett. **60**, 1805 (1988).
11. A. Gonzalez-Arroyo, M. Okawa, Phys. Rev. Lett. **58**, 2165 (1987).
12. K. Binder, D. W. Heermann, *Monte Carlo simulations in Statistical Physics, An Introduction*, Springer-Verlag 1988.
13. S. Fortunato, H. Satz, Proceedings of the 3rd Catania Relativistic Ion Studies (CRIS 2000), Acicastello (Italy).