

# Vortices in $SU(2)$ lattice gauge theory

S. Cheluvareja<sup>\*a</sup>

<sup>a</sup>Dept. of Physics and Astronomy, Louisiana State University, Baton Rouge, Louisiana, 70803 USA

We investigate some properties of thick vortices and thick monopoles in the  $SU(2)$  lattice gauge theory by inserting operators that create these excitations. We measure the derivative of the free energy of the vortex with respect to the coupling and we find that it falls exponentially with the cross sectional area of the vortex. We also study the monopole-monopole potential energy of thick and thin monopoles. Our results suggest that vortices and monopoles of increasing thickness will play an important role in the large  $\beta$  limit.

Vortices as a mechanism for quark confinement have attracted enormous interest in recent times. In non-abelian gauge theories, center vortices can be defined as multiple valued gauge transformations. Furthermore, it has been conjectured that center vortices can condense and produce quark confinement [1]. Vortices can be introduced by applying twisted boundary conditions (in the spatial direction) [2]. On the lattice, the twist translates to flipping the signs of a stack of plaquettes in a particular spatial direction, the same twist repeating at every time slice. Applying this twist corresponds to inserting a center vortex into the system. Recent work in [4] studied the free energy of a vortex, whereas the authors in [6] have constructed a vortex disorder operator and measured its expectation value. Vortices have also been studied in the center projection approach [8].

When one tries to define vortex like configurations on the lattice one is led to a distinction between thin and thick vortices [3]. Thick vortices are configurations having  $sign(trU(p)) = +1$  everywhere but which nevertheless flip signs of Wilson loops linking them. Thin vortices, on the other hand, are configurations of co-closed sets of plaquettes with  $sign(trU(p)) = -1$  and are defined at the scale of the lattice spacing. The two configurations are not only quite different, but also have different properties. It is a dynamical

issue whether one is more important than the other. In this discussion we study some properties of thick vortices and thick monopoles by generalizing the idea of a twist.

We introduce a term in the partition function that creates a stress in the system and we study the effect of this stress on the system. More specifically, we add a term to the Wilson action

$$S' = \frac{\beta}{2} \sum_p trU(p) - \frac{\beta}{2} \sum_{p'} trU(d) \quad . \quad (1)$$

The extra term is a Wilson loop variable defined over a square of side  $d$  and it comes with a negative sign. This term is introduced at a point in the (say) (12) plane, and it extends in the 3 direction, and the term repeats itself in the 4 direction. The effect of the extra term is to drive the system such that  $trU(d)$  is negative, the effect of the usual Wilson action being to drive the system such that  $trU(p)$  is positive. The stress that we are introducing into the system is nothing but a thick vortex of thickness  $d$  piercing a region in the (12) plane and wrapping around the lattice in 3 direction. On the other hand, if the stress begins at a point, say  $z = z1$ , and terminates at, say  $z = z2$ , we are inserting a thick monopole-antimonopole pair joined together by a thick vortex line. We want to measure the system free energy cost for introducing these stresses. The case  $d = 1$  has been studied before [4,5], but we will be interested in the free energy cost as a function of  $d$ . Since direct free energy measurements are quite difficult we appeal to a simpler method to

<sup>\*</sup>Work supported by the U.S. Department of Energy under grant DE-FG05-91 ER 40617.

determine the effect of this stress ( the same idea is used in [6]). We first write

$$\mu_d = \frac{Z(\beta')}{Z(\beta)} = \exp -(F_d - F_o) \quad . \quad (2)$$

$Z(\beta')$  is the partition function of the system after applying the stress and  $Z(\beta)$  is the partition function without the stress.  $F_d - F_o$  measures the free energy difference when an *additional* thick vortex (having a thickness  $d$ ) is introduced into the original system (which may already contain thick vortices). Hence the effect of a large number of interacting vortices is already subsumed in this free energy difference. It is not difficult to see that  $\frac{\partial \log \mu_d}{\partial \beta}$  is

$$\begin{aligned} \frac{1}{\mu_d} \frac{\partial \mu_d}{\partial \beta} &= < \frac{1}{2} \sum_p \text{tr}U(p) - \frac{1}{2} \sum_{p'} \text{tr}U(d) >_1 \quad (3) \\ &- < \frac{1}{2} \sum_p \text{tr}U(p) >_0 \quad . \end{aligned}$$

The subscript 1 indicates that the average is taken with respect to the stressed partition function, whereas the subscript 0 indicates that the average is taken with respect to the unstressed partition function. This quantity directly measures the derivative of the free energy difference because

$$\frac{\partial \log \mu_d}{\partial \beta} = \frac{-\partial(F_d - F_o)}{\partial \beta} \quad . \quad (4)$$

Fig. 1 shows  $\frac{\partial \log \mu_d}{\partial \beta}$  as a function of the area of the thickness of the vortex. There is an exponential fall-off with respect to the area of the vortex. A logarithm of the curve plotted vs the area of the vortex gives an approximately good straight line fit. The simulations were done on a lattice whose spatial extent was  $10 \times 10$  and the remaining size was  $6 \times 6$ . Vortices of thickness ranging from 1 to 5 were studied, and in order to avoid finite size effects associated with these vortices the lattices were chosen to have a spatial extent of at least twice the largest vortex size. The other parameters of the lattice were fixed by some limitations in the computer time. 300,000 data points were gathered at each point and the errors were estimated by binning.

We wish to point out that though our result is for the derivative of the free energy of the vortex area as a function of the coupling, the free energy of the vortex will also fall-off exponentially with the area ( this is very easy to show in the strong coupling limit). This result has two immediate implications. It indicates that as we approach the weak coupling limit ( $\beta \rightarrow \infty$ ), vortices of larger and larger area are more favourable than vortices of any fixed area. By spreading the core of the vortex over a large area, the energy of the vortex loops can be made arbitrarily (exponentially) small. It also means that in the region of the continuum limit we must be able to tackle a many body vortex problem in which vortices can have large overlaps with each other. This feature seems to make the study of such vortex gases quite difficult. However, from the point of view of the continuum limit, very large vortices are almost necessary; if lattice vortices are to survive as continuum excitations they must appear with a length scale which diverges in lattice units as the lattice spacing goes to zero. Only then can they yield a vortex corresponding to some physical thickness. Thick vortices indeed admit this possibility by appearing with arbitrarily large thicknesses.

We now turn to thick monopoles. As mentioned earlier, if the stress is taken to extend only between two points, say  $z = z_1$  and  $z = z_2$ , it corresponds to an external thick monopole-monopole loop running along the 4 direction at  $z = z_1$  and  $z = z_2$  and separated by a thick vortex sheet between  $z = z_1$  and  $z = z_2$ .

Fig. 2 shows the potential energy of a monopole-monopole pair for monopoles of thickness  $d = 1$  at  $\beta = 1.0$  and  $\beta = 2.4$ . The approximately linear rise at  $\beta = 2.4$  shows that their separation energy directly increases with the separation distance. By contrast, the curve for  $\beta = 1.0$  is quite flat. At  $\beta = 2.4$ , the thin monopoles have become very rare and the screening mechanism between an external monopole-monopole pair is inoperative and their interaction energy is directly proportional to the length of vortex line joining them. On the other hand, at  $\beta = 1.0$ , when the monopole density is quite large, the energy of the external pair does not increase linearly

with their separation because of the screening effect of the large number of monopoles in the system. A similar measurement for thick monopoles shows very different behaviour. Fig. 3 shows the monopole-monopole potential energy for a thick monopole of thickness  $d = 3$ . At  $\beta = 2.4$  the thick monopole-monopole potential energy curve is quite flat. This can again be understood from the presence of a large number of thick monopoles ( $d = 3$ ) in the system. At larger values of  $\beta$ , for example  $\beta = 4.0$ , the thick monopoles also show a screening behaviour. The main difference between Fig. 2 and Fig. 3 is the signs of the slopes of the curves in the two plots. The slope of the curve is the negative of the derivative of the free energy of the monopole pair with respect to the coupling. While the first plot (with negative slope) shows a linear rise with the separation distance in the interaction energy of a thin monopole-monopole pair at  $\beta = 2.4$ , the second plot ( $\beta = 4.0$ ) shows a decrease (with positive slope) in the interaction. This different behaviour of monopoles of finite thickness compared with monopoles of unit thickness again shows that the self-energy of thick monopoles has a more subtle behaviour than that of the thin monopoles. An appealing explanation of this difference is that thick monopoles tend to repel each other (like similarly charged particles) and lower their potential energy. This should be contrasted with the behaviour of thin monopoles which tend to be bound into monopole-monopole pairs as a result of the energy of the string joining them. The data in Fig. 2 and Fig. 3 were taken on a  $6^4$  lattice after 50000 iterations.

It is also interesting, and important, to see how these thick objects scale as we decrease the lattice spacing. We expect that as the lattice spacing is reduced, objects that were thick on the larger lattice become thin on the smaller lattice. The time constant of the exponential in Figs. 1 should also scale in the large  $\beta$  limit. These issues are being currently studied.

Acknowledgement: This work was supported in part by United States Department of Energy grant DE-FG 05-91 ER 40617.

## REFERENCES

1. G. 't Hooft, Nucl. Phys. **B 138** (1978) 1.
2. G. 't Hooft, Nucl. Phys. **B 190** (1981) 455.
3. G. Mack and V. B. Petkova, Ann. of Physics **123** (1979) 442, **125** (1980) 117.
4. T. G. Kovacs and E. T. Tomboulis, hep-lat/0002004.
5. A. Hart, B. Lucini, Z. Schram, and M. Teper, hep-lat/0005010; C. Korthals Altes, A. Michels, M. Stephanov, and M. Teper, Phys. Rev. **D55**, (1997) 1047.
6. L. Del Debbio, A. DiGiacomo, and B. Lucini, hep-lat/0006028.
7. Ch. Hoelbling, C. Rebbi, and V. A. Rubakov, hep-lat/0003010.
8. L. Del Debbio, M. Faber, J. Greensite, and S. Olejnik, Phys. Rev. **D 55** (1997) 2298.

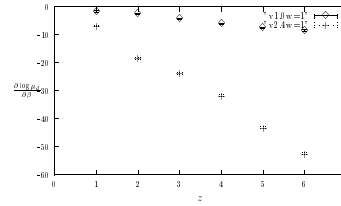
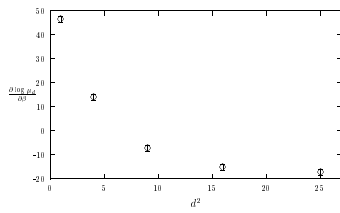
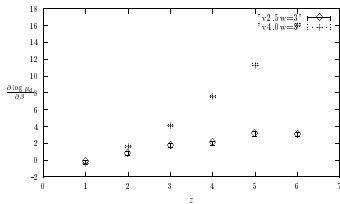


Fig.1 C(k) at m=0 and r=0.0

Figure 1.  $\frac{\partial \log \mu}{\partial \beta}$  vs  $A$  at  $\beta = 2.3$ .

1

Figure 2. Potential energy of thin  $d = 1$  monopoles as a function of distance at  $\beta = 1.0$  and  $\beta = 2.3$ .



1

Figure 3. Potential energy of thick  $d = 3$  monopoles as a function of distance at  $\beta = 2.4$  and  $\beta = 4.0$ .