

SU(2) Gluodynamics and HP¹ σ -model Embedding: Scaling, Topology and Confinement

P.Yu. Boyko,* F.V. Gubarev,[†] and S.M. Morozov[‡]
*Institute of Theoretical and Experimental Physics,
 B.Chermushkinskaya 25, Moscow, 117218, Russia*

We investigate recently proposed HP¹ σ -model embedding method aimed to study the topology of SU(2) gauge fields. The HP¹ based topological charge is shown to be fairly compatible with various known definitions. We study the corresponding topological susceptibility and estimate its value in the continuum limit. The geometrical clarity of HP¹ approach allows to investigate non-perturbative aspects of SU(2) gauge theory on qualitatively new level. In particular, we obtain numerically precise estimation of gluon condensate and its leading quadratic correction. Furthermore, we present clear evidences that the string tension is to be associated with global (percolating) regions of sign-coherent topological charge. As a byproduct of our analysis we estimate the continuum value of quenched chiral condensate and the dimensionality of regions, which localize the lowest eigenmodes of overlap Dirac operator.

PACS numbers: 11.15.-q, 11.15.Ha, 12.38.Aw, 12.38.Gc

I. INTRODUCTION

The topological aspects of gauge theories had always been the prime topic for the lattice community. However, the real breakthrough here is due to the construction of chirally symmetric overlap Dirac operator on the lattice [1], which via Atiyah-Singer index theorem [2] applied in lattice settings [3] allowed to investigate the topology of equilibrium vacuum fields. Since then a lot of remarkable results were obtained, among which the discovery of global (percolating) regions of sign-coherent topological charge [4, 5] is worth to be mentioned. Note that the overlap-based approach to the gauge fields topology is rather involved technically, however, the intricacy of the method is not the only problem here. What is more important for us is the factual absence of geometrically clean microscopic picture behind the topological fluctuations in the overlap approach, which is in a sharp contrast with what is known from seminal papers [6, 7] about the topology of Yang-Mills fields (see also [8]).

Recently the alternative definition of the topological charge [5] has been put forward, which is based essentially on the same topological ideas as were used in [6, 7]. The essence of the method consists in finding the nearest (in the configuration space) to given SU(2) gauge background configuration of scalar fields representing non-linear σ -model with target space being the quaternionic projective space HPⁿ (see Ref. [5] for missing details). The relevance of HPⁿ spaces is by no means accidental, the close connection between SU(2) Yang-Mills theory and HPⁿ σ -models is known for edges [6, 7, 8, 9]. Generically the idea is to realize the original SU(2) gauge holonomy assigned to every lattice link as the non-Abelian ge-

ometrical phase factor associated with motion of scalar particle possessing non-trivial internal symmetry space. However, except for classical gauge backgrounds it is not possible to achieve this exactly, hence the appearance of the term 'nearest configuration' above. Unfortunately, this is the weakest aspect of HPⁿ σ -model approach since the notion of nearest configuration could not, in fact, be conceived rigorously in the case of quantum fields and we have to rely mostly on the results of numerical simulations. However, we note that this is not a fatal restriction of the method, essentially the same problem exists, for instance, in overlap-based approach, where it was by no means evident *a priori* that chirally symmetric Dirac operator applied to thermalized fields is indeed local. Note that for equilibrium configurations the dependence upon the σ -model rank n was found [5] to be trivial [55] and for this reason we consider only the case $n = 1$ below.

The crucial advantage of HP¹ approach is its clean geometrical meaning, which not only allows to capture the gauge fields topology, but also permits the microscopic investigation of the topological fluctuations – the luxury which was not available so far. The prime purpose of the present publication is to put this assertion on numerically solid grounds. Note that some remarkable results we obtained already in Ref. [5] and we by no means casting doubts on them. However, as far as the phenomenologically relevant quantities are concerned, the numerics should evidently be improved and we do this in present paper. In particular, after short theoretical introduction and description of the numerical algorithms (section II) we present in section III statistically convincing comparison of HP¹ and overlap-based topological charges both measured on the same thermalized vacuum configurations. Furthermore, in section IV the scaling of HP¹ based topological susceptibility with lattice spacing and volume is discussed in details and its rather unambiguous extrapolation to the continuum limit is presented. The outcome of this calculations makes us confident that HP¹ topological charge is fairly compatible with overlap-based

*Electronic address: boyko@itep.ru

[†]Electronic address: gubarev@itep.ru

[‡]Electronic address: smoroz@itep.ru

definition and is insensitive to lattice dislocations. Moreover, keeping in mind the technical complexity and geometrical obscurity of the overlap construction, we dare to claim that the HP^1 σ -model embedding method is indeed advantageous both geometrically and computationally.

The geometrical explicitness of HP^1 approach is crucial for the remaining part of our paper. Namely it allows us to investigate the topology related content of the original gauge fields in explicit manner by introducing the so called HP^1 projection to be discussed in details in section V. Note that the term 'projection' here has nothing in common with its nowadays conventional meaning, nevertheless we use it mostly due to the historical reasons. The results we obtain this way are indeed remarkable, however, before mentioning them we would like note the following. In this paper we intentionally leave aside any serious attempts to interpret the experimental data. In fact, the theoretical interpretation could indeed be given, moreover, it overlaps partially with modern trends in the literature [10, 11, 12, 13, 14, 15]. However, consideration of the theoretical implications would lead us to quite lengthy discussions and for that reason we decided to focus exclusively on the experimental side of the problem. Our theoretical interpretation of the results presented here is to be published elsewhere [16].

Section V is devoted to the investigation of the dynamics of HP^1 projected fields obtained from vacuum configurations at various lattice spacings. We start in section V A from the consideration of the curvature of projected fields, which turns out to be extremely small. Furthermore, its spacing dependence does not contain any sign whatsoever of the perturbation theory contribution. Instead, the curvature vanishes in the limit $a \rightarrow 0$, the leading spacing corrections being quartic and quadratic in a . In turn, these leading terms are to be interpreted as the gluon condensate and quadratic power correction to it, for both of which we obtain numerically precise estimations and compare them with available literature. Then in section V B the confining properties of HP^1 projected fields are investigated from various viewpoints. The conclusion is that these fields are indeed confining, moreover, the corresponding string tension accounts for the full $SU(2)$ string tension in the continuum limit. The geometrical clarity of the HP^1 approach allows us to investigate in section V B 2 the microscopic origin of the projected string tension. We present clear evidences that the string tension is to be associated with global (percolating) regions of sign-coherent topological charge mentioned above. Finally, to conclude the study of HP^1 projected fields dynamics we consider in section V C the low lying spectrum of overlap Dirac operator in the projected background and show that both the spectral density and the localization properties of low lying modes are essentially the same as they are on the original fields. The quenched chiral condensate and the dimensionality of localization regions as they are seen within HP^1 projection are estimated.

The results of section V could only be convincing pro-

vided that we make sure that the gauge fields components not surviving HP^1 projection do not contribute to neither of non-perturbative observables discussed above. The problem is non-trivial due to the explicit gauge covariance of HP^1 projection, however we believe that it is addressed adequately in section VI, where we show that this part of the original gauge fields could be defined unambiguously. Then it is the matter of straightforward calculation to show that the correspondingly constructed configurations are:

- i)* topologically trivial, in a sense that the topological charge in both HP^1 and overlap definitions vanishes identically on all configurations we have in our disposal;
- ii)* deconfining, the string tension vanishes while the heavy quark potential is still compatible with Coulomb law;
- iii)* trivial from the fermionic viewpoint, the low lying spectrum of the Dirac operator disappears completely, we were unable to find even a single low lying eigenmode on all our configurations.

These findings are the most stringent evidences that what had been left aside by HP^1 projection corresponds to pure perturbation theory. At the same time, they show that the results and estimations of various non-perturbative observables, which were obtained in section V, are indeed reliable. Keeping in mind that the actual numbers are in complete agreement with the existing literature, we dare to claim that the HP^1 projection is, in fact, the unique method allowing to achieve numerically most accurate results.

Finally, let us mention that the approach developed in sections V, VI is parallel in spirit to what is known in the literature as 'vortex removal' [17] and 'monopole removal' [18] procedures. However, we stress that the HP^1 projection is by no means similar to them both physically and technically.

II. THEORETICAL BACKGROUND AND NUMERICAL ALGORITHMS

In this section we briefly outline the recent approach [5] aimed to investigate $SU(2)$ gauge fields topology. This material is included to introduce the necessary notations and to make the paper self-contained (for details and further references see [5]). In particular, in this section we precisely describe the numerical methods utilized in our paper. Note that the present numerical implementation is slightly different from that of [5] although we checked that the difference is completely inessential physics-wise.

Quaternionic projective space HP^1 can be viewed as the factor space $\text{HP}^1 = S^4 = S^7/S^3$ (second Hopf fibering) and its lowest non-trivial homotopic group is $\pi_4(\text{HP}^1) = \pi_3(S^3) = Z$. The simplest explicit parametrization of HP^1 is provided by normalized quaternionic vectors

$$|q\rangle = [q_0, q_1]^T, \quad q_i \in \mathbb{H}, \quad \langle q|q\rangle = \bar{q}_i q_i = 1 \in \mathbb{H}, \quad (1)$$

where $[\dots]^T$ indicates transposition, \mathbb{H} is the field of real quaternions, $q_i = q_i^\alpha e_\alpha \in \mathbb{H}$, $\alpha = 0, \dots, 3$ and e_α are the quaternionic units

$$e_0 = 1, \quad e_i e_j = -\delta_{ij} - \varepsilon_{ijk} e_k, \quad i, j, k = 1, 2, 3 \quad (2)$$

with conjugation defined as usual

$$\bar{q}_i = q_i^\alpha \bar{e}_\alpha, \quad \bar{e}_0 = e_0, \quad \bar{e}_i = -e_i, \quad i = 1, 2, 3. \quad (3)$$

The states $|q\rangle$ describe 7-dimensional sphere, $|q\rangle \in S^7$, while the HP^1 space is the set of equivalence classes of $|q\rangle$ with respect to the right multiplication by unit quaternions (elements of $\text{SU}(2)$ group)

$$|q\rangle \sim |q\rangle v, \quad |v|^2 \equiv \bar{v}v = 1, \quad v \in \mathbb{H}. \quad (4)$$

The gauge invariance (4) allows to introduce almost everywhere inhomogeneous coordinate $\omega = q_1 q_0^{-1} = y^\alpha e_\alpha \in \mathbb{H}$ on HP^1 space

$$|q\rangle = [q_0, q_1]^T \sim \frac{1}{\sqrt{1+|\omega|^2}} [1, \omega]^T. \quad (5)$$

The alternative parametrization is provided by 5-dimensional unit vector n^A , $A = 0, \dots, 4$ defined by

$$n^A = \langle q | \gamma^A | q \rangle, \quad (6)$$

where γ^A are five Euclidean Dirac matrices $\{\gamma^\alpha, \gamma^5\}$ viewed as 2×2 quaternionic ones. One could show that (6) is equivalent to the standard stereographic projection which relates n^A with inhomogeneous coordinate $\omega = y^\alpha e_\alpha$ above

$$n^\alpha = \frac{2y^\alpha}{1+y^2}, \quad \alpha = 0, \dots, 3, \quad n^4 = \frac{1-y^2}{1+y^2}. \quad (7)$$

It is clear that non-linear σ -model with target space HP^1 would be non-trivial provided that the base space is taken to be 4-sphere S^4 . The corresponding topological charge

$$Q = \frac{1}{(8\pi)^2} \int d^4x \varepsilon^{\mu\nu\lambda\rho} \varepsilon_{ABCDE} \cdot n^A \partial_\mu n^B \partial_\nu n^C \partial_\lambda n^D \partial_\rho n^E \quad (8)$$

is geometrically the sum of oriented infinitesimal volumes in the image of $n^A(x) : S^4 \rightarrow \text{HP}^1$.

As usual it is convenient to introduce auxiliary $\text{SU}(2)$ gauge fields

$$A_\mu = -A_\mu^\dagger = -\langle q | \partial_\mu | q \rangle, \quad (9)$$

transforming as $A_\mu \rightarrow \bar{v} A_\mu v - \bar{v} \partial_\mu v$ under (4). Then the topological charge (8) is expressible solely in terms of A_μ

$$Q = \frac{1}{32\pi^2} \int d^4x \varepsilon^{\mu\nu\lambda\rho} \text{Tr} F_{\mu\nu} F_{\lambda\rho}, \quad (10)$$

$$F_{\mu\nu} = \partial_\mu A_\nu - \partial_\nu A_\mu + [A_\mu, A_\nu],$$

being essentially equivalent to the familiar topological charge of the gauge fields (9). Note that Eq. (10) is by

no means accidental, the deep connection between HP^n σ -models and $\text{SU}(2)$ Yang-Mills theory is known for edges (see, e.g., Refs. [6, 7, 8, 9]). In particular, the geometry of gauge fields could best be analyzed in the HP^n σ -models context. In fact, all known instantonic solutions of Yang-Mills theory could be considered as induced by the topological configurations of suitable HP^n σ -models.

As is discussed in length in Ref. [5], it is natural to expect that the construction of nearest (in the configuration space) to the given gauge background HP^n fields captures accurately the gauge fields topology leaving aside the non-topological properties of the background. Note that for classical gauge fields the corresponding HP^n σ -model reproducing Eq. (9) is known to be unique [8]. However, the mathematical rigour is lost in case of 'hot' vacuum configurations and we could only hope to find the nearest in the sense of Eq. (9) σ -model fields. The proposition of Ref. [5] was to minimize the functional

$$F(A, q) = \int (A_\mu + \langle q | \partial_\mu | q \rangle)^2 \quad (11)$$

for given A_μ with respect to all possible configurations of $|q_x\rangle$. On the lattice this equation translates into

$$F(U, q) = 1 - \frac{1}{4V} \sum_{x,\mu} \text{Sc} \left[\frac{\langle q_x | q_{x+\mu} \rangle}{|\langle q_x | q_{x+\mu} \rangle|} U_{x,\mu}^\dagger \right], \quad (12)$$

where lattice gauge fields are denoted by $U_{x,\mu} \in \text{SU}(2)$, V is the lattice volume and quaternionic scalar part is $\text{Sc}[q] = (q + \bar{q})/2$. The configuration $|q_x\rangle$ which provides the minimum to $F(U, q)$ is the best possible HP^n fields approximation to the original gauge potentials

$$U_{x,\mu} \approx U_{x,\mu}^{\text{HP}} \equiv \frac{\langle q_x | q_{x+\mu} \rangle}{|\langle q_x | q_{x+\mu} \rangle|}, \quad (13)$$

while the minimum value of (12) is a natural measure of the approximation quality. Furthermore, it was shown in Ref. [5] that for equilibrium gauge configurations the dependence on the σ -model rank n is trivial since the quality of the approximation (13) does not depend on n . Therefore, it seems to be legitimate to consider solely the case $n = 1$ and only HP^1 σ -model embedding is investigated below. Note that usually the extremization tasks like (12), (13) are expected to be plagued by Gribov copies problem. However, basing on the results of Ref. [5] we assert that this issue is most likely irrelevant. Additional indirect evidence is provided by the fact that we changed slightly the extremization algorithm (see below) compared to that of Ref. [5], however, all physically relevant results turned out to be the same. As far as the actual numerical algorithms used in this paper are concerned, they could be summarized as follows.

- HP^1 σ -model embedding.

The functional (12) was minimized sequentially at each lattice site, the non-linearity was taken into account by

performing 3 iterations

$$|q_x^{(i+1)}\rangle \propto \sum_{\mu} \left[\frac{|q_{x+\mu}\rangle U_{x,\mu}^\dagger}{|\langle q_x^{(i)} | q_{x+\mu}\rangle|} + \frac{|q_{x-\mu}\rangle U_{x-\mu,\mu}}{|\langle q_x^{(i)} | q_{x-\mu}\rangle|} \right] \quad (14)$$

at each point x and then sweeping number of times through all the lattice until the algorithm converges. The proportionality factor, which is omitted in (14), is chosen to ensure the normalization condition $\langle q_x^{(i)} | q_x^{(i)} \rangle = 1$ at each iteration. The stopping criterion was that the distance between old and new $|q\rangle$ values at all lattice sites in between two consecutive sweeps is smaller than 10^{-4}

$$\max_x (1 - |\langle q_x^{old} | q_x^{new} \rangle|^2) < 10^{-4}. \quad (15)$$

Note that the value of r.h.s. is the result of trade-off between the computational demands and the needed numerical accuracy (see below). It turns out that Eq. (15) provides the accuracy of $\min_q F(U, q)$ calculation of order 10^{-6} which is the same as was used in [5]. As far as the Gribov copies problem is concerned, we always considered 10 random initial distributions $|q_x\rangle$ and then selected the best minimum found.

- Global topological charge and topological density.

The topological charge density in terms of the HP^1 σ -model fields is given by the oriented 4-volumes of spherical tetrahedra T embedded into $\text{HP}^1 = S^4$ (image of $n^A : S^4 \rightarrow \text{HP}^1$). Unfortunately, the only way to estimate these volumes is to use the Monte Carlo technique which however forbids the exact volume evaluation. In this paper we used precisely the same algorithm of topological charge density calculation which was discussed in length in [5]. In particular, the embedded HP^1 σ -model assigns 5 unit five-dimensional vectors n_i^A $i = 0, \dots, 4$ to every simplex \mathcal{T} of physical space triangulation and the topological charge density in simplex \mathcal{T} is given by

$$q(\mathcal{T}) = \frac{3}{8\pi^2} \text{sign} \left(\det_{iA} [n_{(i)}^A] \right) \cdot V(T), \quad (16)$$

where $V(T)$ is the volume of spherical tetrahedron T and normalization factor $8\pi^2/3$ is the total volume of S^4 . The corresponding topological charge

$$Q_{float} = \sum_{\mathcal{T}} q(\mathcal{T}) \quad (17)$$

is not integer valued due to finite accuracy of Monte Carlo estimation of $V(T)$. However, for high enough accuracy of calculation at each simplex the non-integer valuedness of the topological charge is in fact irrelevant and we could safely identify

$$Q = [Q_{float}], \quad (18)$$

where $[x]$ denotes the nearest to x integer number. The validity of the identification (18) was discussed in details

β	a, fm	L_t	L_s	V^{phys}, fm^4	N^{conf}	N_q^{conf}
Fixed Volume						
2.3493	0.1397(15)	10	10	3.8(2)	300	-
2.3772	0.1284(15)	14	10	3.8(2)	300	-
2.3877	0.1242(15)	16	10	3.8(2)	300	-
2.4071	0.1164(15)	12	12	3.8(2)	200	-
2.4180	0.1120(15)	14	12	3.8(2)	100	-
2.4273	0.1083(15)	16	12	3.8(2)	250	-
2.4500	0.0996(22)	14	14	3.8(2)	200	-
2.5000	0.0854(4)	18	16	3.92(7)	200	-
Fixed Spacing						
2.4180	0.1120(15)	14	14	6.0(3)	200	-
2.4180	0.1120(15)	16	16	10.3(6)	200	-
2.4180	0.1120(15)	18	18	16.5(9)	200	-
2.4000	0.1193(9)	16	16	13.3(4)	198	-
2.4750	0.0913(6)	16	16	4.6(1)	380	40
2.6000	0.0601(3)	28	28	8.0(2)	50	-

TABLE I: Simulation parameters.

in [5]. Here we note that there exist an additional cross-check of Eq. (18) based on the observation that in order to get the global topological charge it is not necessary to calculate its density in the bulk. It is sufficient to count (with sign) how many times a particular point $n_0 \in \text{HP}^1$ is covered by the image of $n^A : S^4 \rightarrow \text{HP}^1$

$$Q = \sum_{\mathcal{T}} \begin{cases} \text{sign} \det_{iA} [n_{(i)}^A] & \text{if } n_0 \in T \\ 0 & \text{otherwise} \end{cases}. \quad (19)$$

Evidently, Eq. (19) is computationally superior to (18) and we used it in present paper to calculate the topological charge. Moreover, the comparison of (18) and (19) provides the stringent calibration of Monte Carlo topological charge density evaluation (16). It goes without saying that we indeed checked that both definitions (18), (19) give exactly the same topological charge on all available configurations. Finally, we remark that slicing of hypercubical lattice into simplices was done according to [19].

- Simulation parameters.

Our numerical measurements were performed on 14 sets (Table I) of statistically independent $\text{SU}(2)$ gauge configurations generated with standard Wilson action. The data sets are subdivided naturally into three groups indicated in Table I. The fixed volume configurations are exactly the same as ones used in Refs. [10, 11] in studying low lying Dirac eigenmodes localization properties. This allows us to make statistically significant comparison of HP^1 σ -model approach and the overlap-based topological charge definition (section III). Gauge configurations at fixed spacing were generated to investigate the finite volume dependence of HP^1 -based topological susceptibility

(section IV). In addition to the gauge configurations at $\beta = 2.400, 2.475$ which were analyzed already in Ref. [5], we also include the data set at $\beta = 2.600$ with finest lattice spacing we have so far.

The last column in Table I represents the number of configurations on which we calculated the bulk topological charge density using the above described algorithm. Note that it is slightly different from that of Ref. [5] and this explains the relatively small number of analyzed configurations. We stress that the results obtained with modified method remain essentially the same. Nevertheless, for honesty reasons the old data is not included in the present study. The relatively small number of configurations on which we calculated the bulk topological density distribution does not spoil the statistical significance of our results. Indeed, the majority of observables to be discussed below depend only upon the global topological charge obtained via Eq. (19) and upon the corresponding HP¹ σ -model. In turn the HP¹ fields were constructed for all configurations listed in Table I thus ensuring the statistical significance of our results.

The lattice spacing values quoted in Table I were partially taken from Refs. [20, 21] and fixed by the physical value of SU(2) string tension $\sqrt{\sigma} = 440$ MeV. Note that not all β -values listed in Table I could be found in the literature. In this case the lattice spacings and corresponding rather conservative error estimates were obtained via interpolation in between the points quoted in [20, 21].

III. HP¹-BASED TOPOLOGICAL CHARGE OF SEMICLASSICAL AND VACUUM FIELDS

The validity of HP¹-based topological charge definition could only be convincing provided that we confront it with other known topological charge constructions. The preliminary study of this problem was already undertaken in Ref. [5], however, only correlation of local topological densities in HP¹ and overlap-based approaches on relatively small statistics was considered in that paper. Here we fill this gap and compare the distribution of the HP¹ global topological charge Q_{HP^1} , Eq. (19), with that in field-theoretical [22] and overlap-based [1, 3] constructions.

Before presenting the results of our measurements let us discuss what could be the proper quantitative characteristic of the correlation between various definitions of lattice topological charge. The problem is that there is no commonly accepted viewpoint in the literature, usually people just consider the cumulative distribution of the topological charge in pair of definitions. For instance, in Ref. [23] the topological charge distribution histogram in the plane [56] ($Q_{clover}, Q_{overlap}$) was presented, however, no quantitative measure of correlation between Q_{clover} and $Q_{overlap}$ was given. Below we discuss two observables which quantify the notion of correlation between the topological charges Q_i and Q_j obtained via some abstract constructions “i” and “j” correspondingly. The

first one could be obtained from the above mentioned cumulative distribution in (Q_i, Q_j) plane by noting that the complete equivalence of “i” and “j” constructions would give $Q_i = Q_j$ identically and therefore the entire plot would collapse into $Q_i = Q_j$ line. On the other hand, any disagreement of “i” and “j” approaches would make the cumulative histogram broader and therefore it is natural to consider the ratio of the widths of cumulative distribution projected onto the lines $Q_i = -Q_j$ and $Q_i = Q_j$, for which the limiting values are 0 (exact equivalence of “i” and “j” constructions) and ≈ 1 (no correlation of Q_i and Q_j). Moreover, it is similar to what had been done in [23] thus allowing to compare our results with the existing literature. However, it is clear that the widths ratio is mostly graphical characteristic since the distribution along $Q_i = -Q_j$ line is not guaranteed to be Gaussian-like, hence the corresponding width is ambiguous in general. To ameliorate this we propose to consider the correlator

$$\eta_j^i = \frac{\langle Q_i Q_j \rangle}{\sqrt{\langle Q_i^2 \rangle \langle Q_j^2 \rangle}}, \quad (20)$$

where averages are to be taken on the same set of configurations. Note that the normalization in (20) is such that $\eta_j^i \approx 1$ for essentially equivalent “i” and “j” constructions, while $\eta_j^i = 0$ in the case of complete decorrelation of Q_i and Q_j .

With all these preliminaries, let us compare our approach with field-theoretical method, which in turn could be applied reliably only on semiclassical (cooled) configurations. Thus its comparison with Q_{HP^1} is rather technical issue related mostly to the validity of Q_{HP^1} construction on semiclassical background. To this end we generated 300 cooled configurations (not included into Table I) initially thermalized at $\beta = 2.400$ on 16^4 lattice. The cooling algorithm employed in our study is analogous to one described in [24]. The original fields were cooled until the action stabilizes indicating that semiclassical regime had been reached. At this point we applied the algorithm of HP¹ σ -model embedding thus obtaining Q_{HP^1} and simultaneously measured the field-theoretical topological charge Q_{clover} defined by

$$Q_{clover} = \sum_x q_{clover}(x), \quad (21)$$

$$q_{clover}(x) = \frac{1}{32\pi^2} \varepsilon_{\mu\nu\lambda\rho} \text{Tr}[F_{\mu\nu}(x) F_{\lambda\rho}(x)],$$

where $F_{\mu\nu}$ is the $O(a^4)$ improved lattice field-strength tensor [25, 26]. The resulting cumulative distribution of Q_{HP^1} and Q_{clover} is presented on Fig. 1. As is evident from that figure both definitions are fairly compatible with each other making us confident that Q_{HP^1} and Q_{clover} identify essentially the same topology on all considered data sets. The disagreement between Q_{HP^1} and Q_{clover} is only seen in a few points which, however, is to be expected (see Ref. [23] for discussion of this issue in case of field-theoretical and overlap constructions). For this reason the above discussed widths ratio is certainly

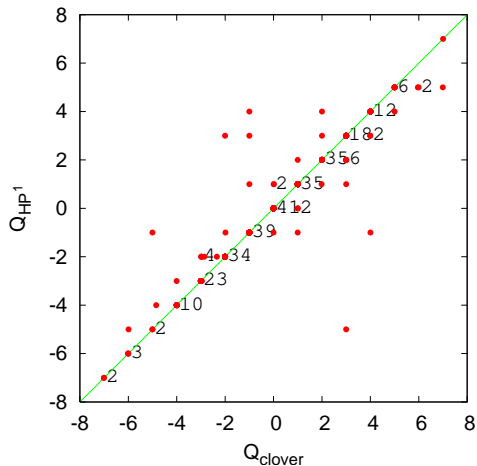


FIG. 1: Cumulative distribution of Q_{HP^1} , Eq. (19) and Q_{clover} , Eq. (21), on 300 cooled configurations initially thermalized at $\beta = 2.400$ on 16^4 lattice.

very small and is comparable with zero within the statistical errors. As far as the correlator (20) is concerned, its numerical value is

$$\eta_{\text{HP}^1}^{\text{clover}} = 0.94(1) \quad (22)$$

and indeed is very close to unity.

Turn now to the most interesting comparison of HP^1 topological charge with becoming standard now construction based on Atiyah-Singer index theorem applied to chirally symmetric overlap Dirac operator [1, 3]. Explicitly the overlap operator is given by

$$D = \frac{\rho}{a} \left(1 + \frac{A}{\sqrt{AA^\dagger}} \right), \quad A = D_W - \frac{\rho}{a}, \quad (23)$$

where A is the Wilson Dirac operator with negative mass term and we used the optimal value 1.4 of ρ parameter. Anti-periodic (periodic) boundary conditions in time (space) directions were employed. To compute the sign function $\text{sign}(A) = A/\sqrt{AA^\dagger} \equiv \gamma_5 \text{sign}(H)$, where $H = \gamma_5 A$ is hermitian Wilson Dirac operator, we used the minmax polynomial approximation [27]. In order to improve the accuracy and performance about 50 lowest eigenmodes of H were projected out. Note that the eigenvalues of D are distributed on the circle of radius ρ centered at $(\rho, 0)$ in the complex plane. Below we will need to relate them with continuous eigenvalues of the Dirac operator and therefore the circle was stereographically projected onto the imaginary axis [28, 29].

It is well known that the knowledge of the spectrum of (23) allows to define the topological charge via Atiyah-Singer index theorem [2] applied in lattice settings [3]

$$Q_{\text{overlap}} = n_+ - n_-, \quad (24)$$

where n_+ (n_-) is the number of positive (negative) chirality zero eigenmodes. In order to compare Q_{HP^1} and

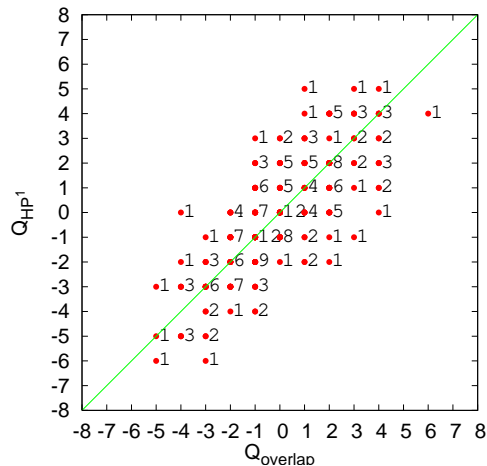


FIG. 2: Cumulative distribution of Q_{HP^1} , Eq. (19) and Q_{overlap} , Eq. (24), on 200 fixed volume configurations at $\beta = 2.500$, Table I.

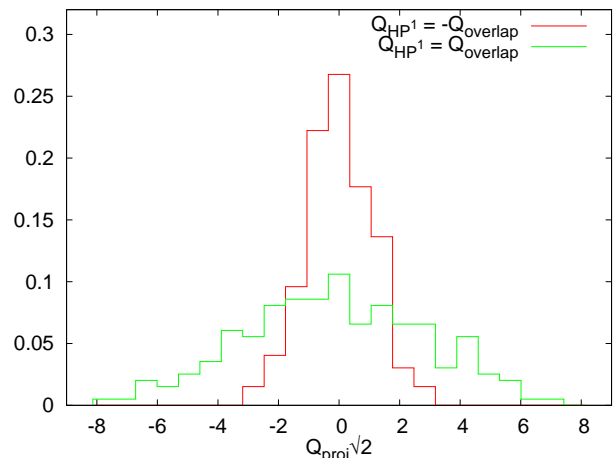


FIG. 3: Projection of the cumulative distribution of Q_{HP^1} and Q_{overlap} at $\beta = 2.500$ onto the lines $Q_{\text{HP}^1} = \pm Q_{\text{overlap}}$, along which $Q_{\text{proj}}/\sqrt{2}$ is the corresponding integer valued coordinate. Note that both histograms are normalized separately.

Q_{overlap} we considered both the cumulative distribution and the quantity (20) on 200+200 fixed volume configurations at $\beta = 2.450$ and $\beta = 2.500$ (see Table I). Note that since the width of Q distribution is generically spacing dependent it would be unwise to mix Q_{HP^1} , Q_{overlap} cumulative distributions at different β -values and we present on Fig. 2 only $\beta = 2.500$ results. Evidently both definitions are strongly correlated with each other although the distribution is notably broader than that on Fig. 1. The relative broadness of Q_{HP^1} , Q_{overlap} distribution is not surprising by itself, clearly it must be broader than that on cooled configurations. What is relevant here is its projection onto the lines $Q_{\text{HP}^1} = \pm Q_{\text{overlap}}$ and the ratio of corresponding widths. The projected histograms are presented on Fig. 3, from which it is clear that they both

are Gaussian-like, the widths ratio being about $1/3 \div 1/4$. To get the feeling of the numbers involved it is instructive to remind the results of Ref. [23], where the cumulative distribution of Q_{clover} and $Q_{overlap}$ was considered. Note that the relevant plot of that paper refers to cooled configurations and its direct comparison with Figs. 2, 3 would be unfair since for cooled configurations the distribution is generically expected to be even narrower. However, it is pleasant to notice that the ratio of the corresponding widths in Q_{clover} , $Q_{overlap}$ distribution, which could be extracted from Ref. [23], is larger than that of Q_{HP^1} , $Q_{overlap}$ and is of order $1/3 \div 1/2$. Thus we conclude that Q_{HP^1} , $Q_{overlap}$ correlation seems to be even stronger than it is in the case of Q_{clover} and $Q_{overlap}$ charges. Moreover, the strong correlation of Q_{HP^1} and $Q_{overlap}$ is also confirmed by the quantity (20) and what is probably more important is that it is rising with diminishing spacing

$$\begin{aligned}\eta_{HP^1}^{overlap}(\beta = 2.450) &= 0.71(1), \\ \eta_{HP^1}^{overlap}(\beta = 2.500) &= 0.77(1).\end{aligned}$$

Note however that unlike the previous case of widths ratio the numerical values of $\eta_{HP^1}^{overlap}$ cannot be compared with the existing literature.

To summarize, we found clear and statistically significant evidences that the construction of the topological charge based on HP^1 σ -model embedding is fairly compatible with field-theoretical definition in case of semiclassical configurations and is strongly correlated with overlap-based approach in the case of equilibrium vacuum fields. In the next section we put the HP^1 method under other tests, namely, consider the scaling properties of topological susceptibility defined via HP^1 σ -model embedding.

IV. SCALING OF TOPOLOGICAL SUSCEPTIBILITY

The basic topology related observable in pure Yang-Mills theory is the topological susceptibility which is formally defined as

$$\chi = \int d^4x \langle q(0)q(x) \rangle. \quad (25)$$

Here $q(x)$ is the topological charge density which is equal to $q_{clover}(x)$, Eq. (21), in the naive continuum limit. The topological susceptibility, being the quantity of prime phenomenological importance, is, in fact, not well defined within the definition (25) and is written usually as

$$\chi = \lim_{\substack{a \rightarrow 0 \\ V \rightarrow \infty}} \langle Q^2 \rangle / V \quad (26)$$

in the context of lattice regularization, where a and V are the lattice spacing and lattice volume respectively.

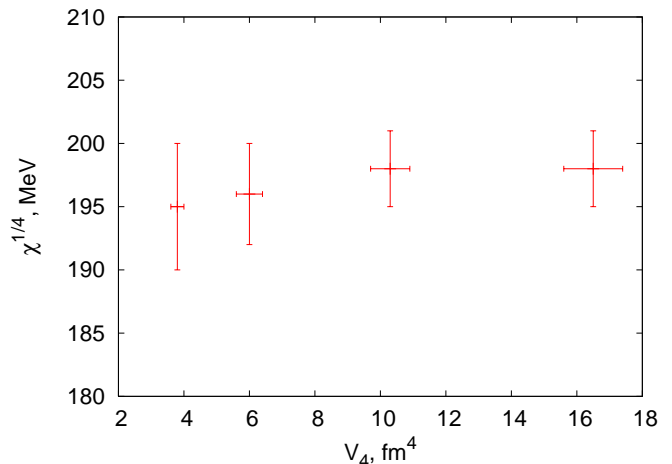


FIG. 4: The topological susceptibility as a function of lattice volume both being expressed in physical units (fixed spacing configurations at $\beta = 2.4180$, Table I).

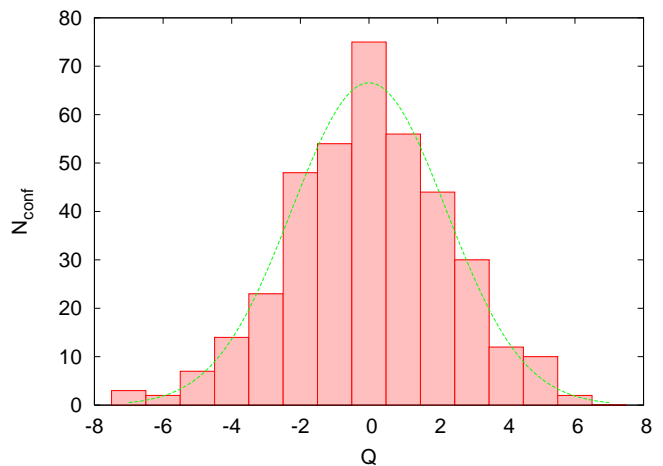


FIG. 5: Topological charge distribution obtained at $\beta = 2.475$ on 16^4 lattices (380 configurations). Curve represents the best fit to Eq. (27).

The purpose of this section is to study the limit (26) and obtain the estimate of the topological susceptibility in the continuum using the HP^1 definition of the topological charge $Q \equiv Q_{HP^1}$.

Due to the absence of massless excitations in pure glue theory the topological susceptibility is expected to reach its infinite volume limit exponentially fast with increasing lattice size. The characteristic length of exponential fall off is dictated by lightest glueball mass $(1.5 \text{ GeV})^{-1} \approx 0.15 \text{ fm}$ and therefore we expect that finite-volume effects are negligible for our lattices. To confirm this assertion we measured the topological susceptibility on fixed spacing configurations (Table I) at $\beta = 2.4180$ which cover rather wide range of lattice volumes. The result is presented on Fig. 4 and shows clearly that indeed finite size corrections are much smaller than

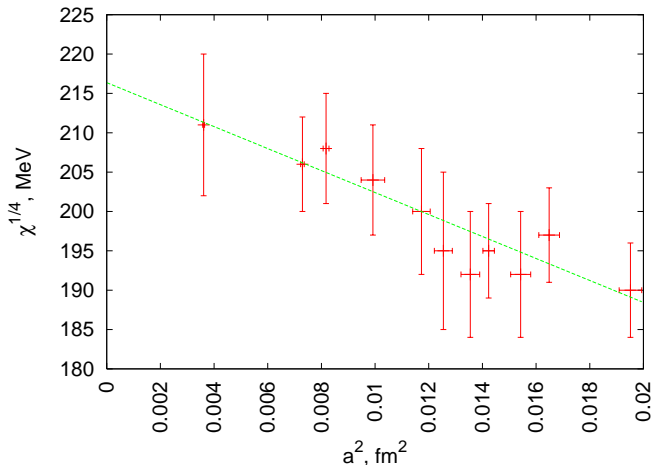


FIG. 6: Scaling of the HP^1 -based topological susceptibility with lattice spacing; line is the best fit to Eq. (28).

the statistical errors.

An additional cross-check of the negligibility of finite-size corrections comes from the observation [27, 30] that the probability distribution of the topological charge in large volume limit is to be Gaussian

$$P_Q = \frac{1}{\sqrt{2\pi\langle Q^2 \rangle}} e^{-Q^2/(2\langle Q^2 \rangle)}. \quad (27)$$

We have checked that the distribution P_Q is indeed as expected for all our data sets. A particular illustration is provided by the data taken at $\beta = 2.475$ on 16^4 lattice where we have the largest statistics (Fig. 5). Moreover, we were unable to find any statistically significant deviations of P_Q from (27) on all our data sets.

As far as the lattice spacing dependence of the susceptibility is concerned, it is not *a priori* evident that $\chi(a)$ is not plagued by power divergences contrary to the case of overlap-based definition. Unfortunately, we're still lacking the theoretical arguments which could highlight the issue and should rely, in fact, only on the results of the numerical simulations. Note however that at least non-universal $O(a^2)$ discretization effects are expected generically. Therefore let us consider the topological susceptibility as a function of squared lattice spacing, Fig. 6. As is clear from the figure the dependence $\chi(a^2)$ is totally compatible with linear one

$$\chi^{1/4}(a^2) = \chi^{1/4} + \alpha \cdot a^2 \quad (28)$$

and does not show any pathology in the limit of small lattice spacing. Of course, the dependence (28) is not guaranteed to persist in the academical limit $a \rightarrow 0$, but our data strongly disfavors this possibility. The conclusion is that the topological susceptibility in the HP^1 approach is not plagued by power divergences. Moreover, the best fit according to Eq. (28) leads to

$$\chi^{1/4} = 216(4) \text{ MeV}, \quad (29)$$

which is totally compatible with the conventional value of topological susceptibility in the continuum limit (see, e.g., Ref. [20] and references therein). Note that in Ref. [10] we got $\chi_{\text{overlap}}^{1/4} = 225(3)$ MeV on essentially the same configurations using overlap-based definition of the topological charge. We believe that this difference is completely inessential and should be attributed to the finite width of cumulative Q_{HP^1} , Q_{overlap} distribution along the line $Q_{\text{HP}^1} = -Q_{\text{overlap}}$, which we discussed in previous section.

To summarize, our high statistics computation of the topological susceptibility, which was always considered as a testbed for all topological charge constructions, shows that the HP^1 method is most likely to be free of any lattice related pathology. In particular, we do see almost perfect scaling of χ within our approach and it does not reveal any sign of necessity of multiplicative renormalization. This provides us a stringent evidence that HP^1 topological charge is not sensitive to lattice dislocations. As far as the physical results are concerned, the HP^1 topological susceptibility being extrapolated to the continuum limit is perfectly consistent with the results of other investigations, most notably with overlap-based approach. Keeping in mind all subtleties and technicalities involved in the construction of Q_{overlap} we could dare to claim that the HP^1 σ -model embedding method is comparable with overlap based definition and is, in fact, much more advantageous computationally. Moreover, it is not only the tool to investigate the topological aspects of equilibrium vacuum gauge fields. As we show below it naturally allows to study the role of topology related fluctuations in the non-perturbative dynamics of $\text{SU}(2)$ Yang-Mills theory.

V. HP^1 σ -MODEL INDUCED GAUGE FIELDS

The essence of HP^1 σ -model embedding method is the assignment of quaternionic valued scalar fields $\{|q_x\rangle\}$ to the original $\text{SU}(2)$ gauge fields configuration. The crucial question here is the uniqueness of this assignment and, unfortunately, in the case of equilibrium gauge fields it seems to be impossible to investigate this issue analytically. However, the results of Ref. [5] and the ones presented above suggest that non-uniqueness is most likely to be physically irrelevant. Therefore let us assume that the association of $\{|q_x\rangle\}$ with a particular gauge configuration is indeed unique. It is crucial that the corresponding HP^1 projection

$$U_{x,\mu} \rightarrow U_{x,\mu}^{\text{HP}^1} \equiv \frac{\langle q_x | q_{x+\mu} \rangle}{|\langle q_x | q_{x+\mu} \rangle|} \quad (30)$$

is gauge covariant since under gauge rotations both $U_{x,\mu}$ and $U_{x,\mu}^{\text{HP}^1}$ transform exactly in the same way. In this respect the HP^1 projection is radically distinct from what is usually called 'projection' in the literature. The very

appearance of Eq. (30) was motivated only by consideration of the gauge fields topology and the word 'projection' here is just the unfortunate terminology. However, this term is in common use and we adopted it also.

Eq. (30) naturally allows to consider the properties of $\{U^{\text{HP}^1}\}$ fields viewed as usual $SU(2)$ matrices assigned to lattice links. The purpose of this section is to investigate the dynamics of HP^1 induced gauge fields from various viewpoints. In section V A we consider the simplest observable, the gauge curvature of induced potentials, and investigate its dependence upon the lattice spacing. Then the crucial question of confinement in the projected fields is studied in section V B. Finally in section V C the properties of $\{U^{\text{HP}^1}\}$ configurations are investigated with chirally symmetric overlap Dirac operator. Since this section is rather lengthy and presents quite remarkable results, we conclude it with brief summary (section V D).

A. Gluon Condensate and Quadratic Corrections

The immediate question about HP^1 induced gauge fields is the corresponding curvature. On the lattice this amounts to the consideration of the trace of the plaquette matrix $1/2 \text{Tr} U_p^{\text{HP}^1}$ constructed as usual from $U_{x,\mu}^{\text{HP}^1}$ and it turns out that HP^1 induced curvature is astonishingly small, $\langle 1/2 \text{Tr} U_p^{\text{HP}^1} \rangle \gtrsim 0.97$, on all configurations we have in our disposal. To illustrate this we note that the typical distribution of $1 - 1/2 \text{Tr} U_p^{\text{HP}^1}$ measured on HP^1 projected configurations is radically different from that on the original fields and is well described by power law, which should be compared with usual almost exponential tail in $1 - 1/2 \text{Tr} U_p$ distribution. It is amusing that $1 - 1/2 \text{Tr} U_p^{\text{HP}^1}$ distribution looks similar to the lumps volume distribution reported in [5] and most probably they are indeed closely related. In fact, it is a clear evidence that the dynamics of HP^1 projected fields is totally different from that of original ones although it is still completely determined by the original Wilson action.

In principle it is an interesting question how the above power law dependence changes with lattice spacing, but we'll not directly consider it. Instead let us focus on the spacing dependence of averaged plaquette $\langle 1/2 \text{Tr} U_p^{\text{HP}^1} \rangle$ for which rather accurate results could easily be obtained. We have measured the HP^1 induced mean plaquette $\langle 1/2 \text{Tr} U_p^{\text{HP}^1} \rangle$ at various spacings quoted in Table I. The result is presented on Fig. 7 and indeed is quite remarkable. The spacing dependence of $\langle 1/2 \text{Tr} U_p^{\text{HP}^1} \rangle$ is totally distinct from what could be expected for unprojected fields and as a matter of fact is astonishingly well described by simple polynomial

$$1 - \langle 1/2 \text{Tr} U_p^{\text{HP}^1} \rangle = \alpha_2 a^2 + \alpha_4 a^4 \quad (31)$$

throughout the whole range of spacings considered. The justify the assertion (31) we plot on Fig. 7 the dependence of $a^{-2} \cdot (1 - \langle 1/2 \text{Tr} U_p^{\text{HP}^1} \rangle)$ upon the squared lattice

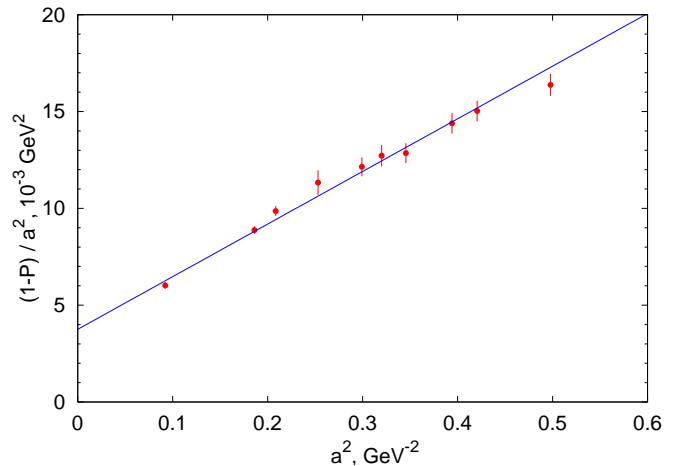


FIG. 7: Scaling of averaged plaquette $P = \langle 1/2 \text{Tr} U_p^{\text{HP}^1} \rangle$ constructed from HP^1 projected gauge fields. Line is the best fit according to Eq. (31).

spacing and it is apparent that this dependence is indeed linear. In turn the best fit gives $\chi^2/n.d.f. = 1.2$ and the optimal values of parameters are

$$\begin{aligned} \alpha_2 &= [61(3) \text{ MeV}]^2, \\ \alpha_4 &= 0.0271(10) \text{ GeV}^4. \end{aligned} \quad (32)$$

It is quite remarkable that the dependence (31) shown on Fig. 7 by solid line includes only positive powers of lattice spacing. This means, in particular, that $\langle 1/2 \text{Tr} U_p^{\text{HP}^1} \rangle$ contains no trace whatsoever of the perturbation theory contribution and is vanishing in the limit $a \rightarrow 0$. Thus $1 - \langle 1/2 \text{Tr} U_p^{\text{HP}^1} \rangle$ could be considered as the definition of non-perturbative contribution present in $\langle \alpha_s G^2/\pi \rangle_{full}$, where we have used the conventional continuum notations and subscript indicates that averaging is done in the full theory including perturbative series. We are in haste to add, however, that at the time being this definition looks completely *ad hoc*. Indeed, we cannot identify $\langle 1/2 \text{Tr} U_p^{\text{HP}^1} \rangle$ as the only non-perturbative part of the $\langle \alpha_s G^2/\pi \rangle_{full}$ until we analyze the content of original gauge fields not surviving HP^1 projection (30). We will do this in section VI and right now let us agree to treat $\langle 1/2 \text{Tr} U_p^{\text{HP}^1} \rangle$ as the genuine non-perturbative quantity. Then it is straightforward to relate the coefficient α_4 , Eq. (31), with gluon condensate $\langle \alpha_s G^2/\pi \rangle$ introduced first in [31]. Indeed, discarding temporarily the $O(a^2)$ term in (31) we have

$$\begin{aligned} 1 - \langle 1/2 \text{Tr} U_p^{\text{HP}^1} \rangle &= \alpha_4 a^4(\beta) = \\ &= a^4(\beta) \frac{\pi^2}{12 \cdot 2} \langle \alpha_s G^2/\pi \rangle, \end{aligned} \quad (33)$$

thus obtaining the following estimation of the gluon condensate

$$\langle \alpha_s G^2/\pi \rangle = 0.066(2) \text{ GeV}^4. \quad (34)$$

As far as the comparison with existing literature is concerned, let us mention that the gluon condensate being the quantity of prime phenomenological importance is most frequently discussed within the $SU(3)$ pure gauge theory. Here the most recent lattice measurements give $\langle\alpha_s G^2/\pi\rangle_{SU(3)} \approx 0.04 \text{ GeV}^4$ albeit with large uncertainties (see, e.g., Ref. [32] and references therein). This value should be compared with phenomenological one $\langle\alpha_s G^2/\pi\rangle_{SU(3)} \approx 0.012 \text{ GeV}^4$ coming from SVZ sum-rules [31]. We see that even in the most phenomenologically relevant case of $SU(3)$ gauge group the estimations of the gluon condensate vary widely and are, in fact, fairly compatible with (34). If we turn now to the case of $SU(2)$ gauge group, the results which we were able to find in the literature are again in accordance with our estimation (34) and vary from $\langle\alpha_s G^2/\pi\rangle \approx 0.02 \text{ GeV}^4$, [33], to $\langle\alpha_s G^2/\pi\rangle \approx 0.15 \text{ GeV}^4$, [34] (for review see, e.g., Refs. [35] and references therein). Therefore, we are confident that the value of the gluon condensate coming from HP^1 σ -model embedding method agrees rather nicely with what is known in both $SU(2)$ and $SU(3)$ cases. Moreover, in view of the well known tremendous uncertainties of usual approaches we conclude that Eq. (34) provides the most accurate estimation of the gluon condensate in $SU(2)$ gauge theory available so far. Note that the systematic errors involved in (34) are coming only from HP^1 projection (30). However, as we argue in section VI, the systematic uncertainties are most likely to be vanishing thus justifying the estimate (34).

Turn now to the quadratic correction term present in (31). Generically it corresponds to the dimension 2 condensate $\langle A_{min}^2 \rangle$ which was introduced, in fact, long ago [36] and became the subject of active development recently [12, 37] (see, e.g., Refs. [13] and references therein). Note however that the theoretical status of quadratic corrections in general and, in particular, the status $O(a^2)$ correction to the gluon condensate is uncertain at present. Indeed, the quadratic correction to $\langle\alpha_s G^2/\pi\rangle$ was clearly seen in Ref. [37], however, the corresponding coefficient decreases with increasing number of subtracted perturbative loops [38] and it is by no means evident whether $O(a^2)$ term has the non-perturbative origin or comes from the higher orders of perturbation theory (see Refs. [14, 15] for clear and concise discussion). Generically our data (31) seem to disfavor the perturbative origin of the quadratic term (see also section VI). However, as was argued in Introduction we are not in the position to interpret theoretically this problem and would like to postpone the corresponding analyzes [16].

As far as the actual numbers are concerned, it is remarkable that the value of α_2 coefficient, Eq. (32), is unexpectedly small compared to the natural scale Λ_{QCD}^2 , but nevertheless almost fits into the established bounds quoted in Ref. [32]. Note that although the data for $SU(3)$ gauge group was presented in [32], it seems for us that the parametric smallness of the quadratic correction term is quite generic and should also be valid in $SU(2)$

case. Therefore, we are confident that the estimate (32) is not in contradiction with the most recent literature.

To summarize, the measurements of the curvature of HP^1 projected gauge fields performed in a wide range of lattice spacings reveal that these potentials are extremely weak compared to that of the original Yang-Mills theory. Moreover, the lattice spacing dependence of averaged HP^1 plaquette is astonishingly well described by simple power law, Eq. (31), with only $O(a^4)$ and $O(a^2)$ terms present and with no sign whatsoever of the perturbation theory contribution. We argued that these terms are to interpreted as the non-perturbative gluon condensate and unusual quadratic power correction to $\langle\alpha_s G^2/\pi\rangle$. The factual absence of perturbative tail in $\langle 1/2 \text{Tr} U_p^{\text{HP}^1} \rangle$ allows us to obtain numerically precise estimation of the gluon condensate, which agrees nicely with the existing literature. On the other hand, the measured magnitude of the quadratic term allows to investigate the issue of unusual power corrections in Yang-Mills theory on qualitatively new level. As far as the systematic bias introduced by HP^1 projection (30) is concerned, we postpone its discussion until section VI and only note here that it is likely to be inessential.

B. Confinement in Induced Gauge Fields

In this section we consider the crucial question of confinement in HP^1 projected gauge fields. In section VB 1 we discuss the Wilson loops confinement criterium and the scaling properties of HP^1 projected string tension σ^{HP^1} . Then we try to identify the objects which seem to be directly related to the non-vanishing σ^{HP^1} . Finally, in section VB 3 the Polyakov lines correlation function is considered.

1. String Tension from Wilson loops

In order to investigate the confinement properties of HP^1 projected gauge fields (30) we have measured the planar $T \times R$ Wilson loops using various data sets listed in Table I. As might be expected the weakness of projected fields allows to obtain numerically rather accurate results even without the conventional spatial smearing [39] and hypercubic blocking [40] of temporal links. Indeed, we have checked that the utilization of both these techniques does not change our results in any essential way. However, both these tricks are in fact mandatory to extract the string tension of the original gauge fields to be compared to that on $\{U^{\text{HP}^1}\}$ configurations. In order to make the algorithms, applied to the original and HP^1 projected fields, coherent the smearing and hypercubic blocking was done in both cases. From $\langle W(T, R) \rangle$ the heavy quark potential $V^{\text{HP}^1}(R)$ was extracted in standard way (see, e.g. Ref. [41] for details). In order to obtain the HP^1 projected string tension σ^{HP^1} the poten-

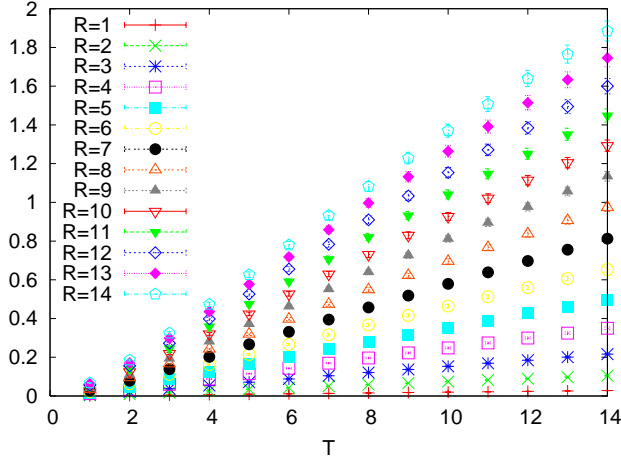


FIG. 8: $-\ln\langle W(T, R) \rangle$ as a function of T at various R measured at $\beta = 2.600$ on 28^4 lattice.

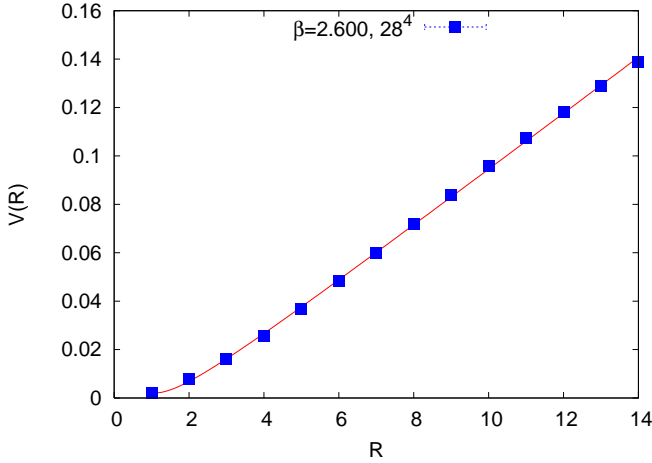


FIG. 9: Heavy quark potential $V^{\text{HP}^1}(R)$ extracted from Wilson loops measured at $\beta = 2.600$ on 28^4 lattice. Solid curve is the fit to Eq. (35).

tial was fitted to

$$V^{\text{HP}^1}(R) = \text{const} + \frac{\alpha}{R} + \sigma^{\text{HP}^1} \cdot R. \quad (35)$$

To convince the reader that despite of the U^{HP^1} fields weakness the potential $V^{\text{HP}^1}(R)$ is indeed linearly rising we show on Fig. 8 the behavior of $-\ln\langle W(T, R) \rangle$ as a function of T at various R measured at $\beta = 2.600$ on 28^4 lattice. The corresponding potential $V^{\text{HP}^1}(R)$ is depicted on Fig. 9. Note that the errors bars here are smaller than the size of symbols. It is apparent that the potential has positive second derivative for $R < 4$ which probably indicates the reflection positivity violation. However, we don't think that this is a real problem. Indeed, the HP^1 projected gauge fields do not contain the perturbative contribution (see above) and already for this reason are not obliged to fulfill the usual requirements of reflection

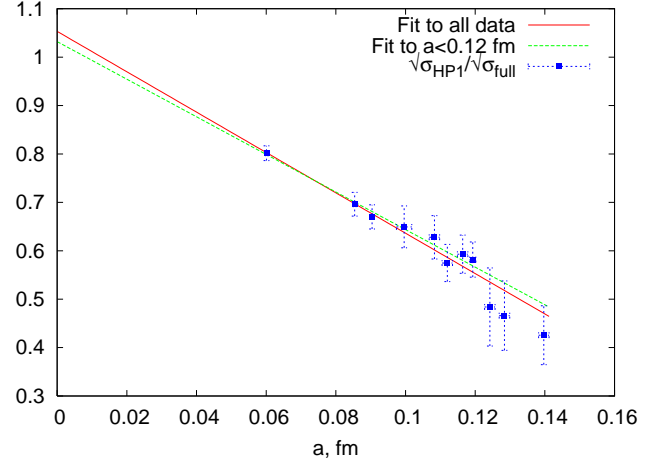


FIG. 10: Scaling of HP^1 projected string tension σ^{HP^1} compared to that of full $SU(2)$ string tension $\sigma^{SU(2)}$. Lines are the best fits according to Eq. (36) in the whole range of available spacings and in the region $a < 0.12$ fm.

positivity. Additional argument comes from the intrinsic non-locality of HP^1 projection. We could only hope to recover the reflection positivity in the large distance limit and it is pleasant to note that indeed the potential does not look pathological for $R > 3$ ($R \gtrsim 0.2$ fm in physical units).

As a matter of fact these plots are typical for all our data sets. The only difference is that at smaller β -values we don't see any sign of the reflection positivity violation at small R , the potential is everywhere linear within the errors bars. However, the projected string tension depends non-trivially on the lattice spacing. In order to investigate σ^{HP^1} scaling properties we calculated the full $SU(2)$ string tension $\sigma^{SU(2)}$ on our configurations and considered the ratio of $\sqrt{\sigma^{\text{HP}^1}}$ and $\sqrt{\sigma^{SU(2)}}$. This trick allows us not only to cross-check the physical scale of our fixed volume configurations, but also to avoid the finite volume systematic uncertainties. The resulting plot of the ratio $[\sigma^{\text{HP}^1}/\sigma^{SU(2)}]^{1/2}$ with rather pessimistic error estimates as a function of lattice spacing is presented on Fig. 10. It is clear that the scaling of string tensions ratio is fairly compatible with linear a -dependence

$$\sqrt{\sigma^{\text{HP}^1}}/\sqrt{\sigma^{SU(2)}} = c_0 + c_1 \cdot a. \quad (36)$$

Indeed, on general grounds we could exclude the possibility of negative powers of a in (36) while our data is practically insensitive to the inclusion of $O(a^2)$ terms. Apparently three points corresponding to the largest spacings systematically deviate from (36) which can be attributed the closeness of the crossover transition. Therefore we could try to fit the data to Eq. (36) either in the region $a < 0.12$ fm or in the whole range of available spacings. It turns out that c_0 value is practically independent upon the concrete choice of the fitting range being 1.03(2) and 1.05(2) in both cases correspondingly. Therefore the

value of the string tensions ratio in the continuum limit is

$$\sqrt{\frac{\sigma^{\text{HP}^1}}{\sigma^{\text{SU}(2)}}} = 1.04(3). \quad (37)$$

Note that this result is indeed remarkable. Taken at face value it indicates that in the continuum limit the full $SU(2)$ string tension arises solely due to the rather weak HP^1 projected fields. Simultaneously this is the first indication that what had been cut away from the original fields by HP^1 projection corresponds likely to pure perturbation theory. On the other hand, Eq. (37) should not come completely unexpected. Indeed, the non-vanishing value of the dimension 2 condensate in HP^1 projected fields (see section V A) is a hint that the projected theory might be confining [14, 15, 42]. However, we will not dwell on this issue any longer but consider the anatomy of HP^1 string tension instead.

2. String Tension and Topological Fluctuations

One of the central point of Ref. [5] was rediscovery of the lumpy structure [43, 44, 45, 46] of the topological charge density bulk distribution in HP^1 σ -model approach. As was stressed in that paper, the term 'lumps' is in fact uncertain until one introduces a particular cutoff Λ_q on the magnitude of the local topological charge density. Indeed, the most straightforward argument here is that in the numerical simulations the topological density is always known with finite accuracy and therefore a particular cutoff applies inevitably. Moreover, the introduction of finite Λ_q is inherent to practically all studies of the gauge fields topology. For instance, the overlap-based topological density, which is given by the sum of Dirac eigenmodes ψ_λ contributions, is usually either restricted to lowest modes, $\lambda < \Lambda$, or is considered for all modes available on the lattice, $\lambda \lesssim 1/a$. In both cases it is apparent that a particular cut on the topological density is introduced although it might not be simply expressible in terms of Λ or $1/a$. Another example of this kind is provided by the investigations of local chirality of Dirac eigenmodes [23, 43, 44, 45, 46]. Here the local chirality is considered only in points at which the eigenmode is reasonably large.

Then the crucial question is the dependence of physical observables upon Λ_q . The point of view accepted in Ref. [5] is that this dependence must be trivial since Λ_q is technical rather than physical parameter. This requirement fixes, in fact, the physically meaningful values of Λ_q ('physical window' in the terminology of Ref. [5]) which appears to be rather narrow and is around $[300 - 350 \text{ MeV}]^4$. The attempt to consider the limit $\Lambda_q \rightarrow 0$ results in rather peculiar structure of topological excitations which is reminiscent to one discovered in [4] with overlap-based definition of the topological density. Namely, the density of lumps seems to be divergent with

$\Lambda_q \rightarrow 0$ due to the abundance of the lumps consisting of only one lattice site. Simultaneously lumps of larger volumes are accumulating in a few (typically two) percolating lumps with linear extent equal to the size of the lattice. However, both the small lumps distribution and the volume occupied by percolating lumps are strongly Λ_q -dependent and for that reason the small values of the cutoff were excluded in Ref. [5] from the Λ_q physical window. It is important that the topological susceptibility remains lumps-saturated even beyond the above percolation transition and essentially this was the justification for the existence of Λ_q physical window.

It is natural then to ask the same question about the HP^1 string tension, namely, to consider Λ_q dependence of σ^{HP^1} , Eq. (35). Evidently we should confront the Λ_q physical window found in [5] with the requirement of Λ_q independence of σ^{HP^1} . The first problem to be addressed here is how the string tension could at all be dependent upon the cutoff on the topological density. For the topological susceptibility the solution is trivial, it suffice to consider the small values of the topological density $|q(x)| < \Lambda_q$ as being zero exactly. Now we have to formulate the same principle at the level on HP^1 projected gauge fields maintaining the gauge covariance. The straightforward way to achieve this is provided by Eq. (5). Indeed, every HP^1 induced link is representable as

$$\begin{aligned} U_{x,\mu}^{\text{HP}^1} &= \frac{\langle q_x | q_{x+\mu} \rangle}{|\langle q_x | q_{x+\mu} \rangle|} = \\ &= \bar{g}_x \frac{[1; \bar{\omega}_x] [1; \omega_{x+\mu}]^T}{|1 + \bar{\omega}_x \omega_{x+\mu}|} g_{x+\mu} \equiv \bar{g}_x h_{x,\mu} g_{x+\mu}, \end{aligned} \quad (38)$$

where $h_{x,\mu} \in SU(2)$ is, in fact, gauge invariant quantity. If the topological density in the vicinity of point x is small, $|q(x)| < \Lambda_q$, it is sufficient to equate the inhomogeneous coordinates $\omega_x, \omega_{x+\mu}$ to each other thus replacing

$$h_{x,\mu} \rightarrow 1, \quad U_{x,\mu}^{\text{HP}^1} \rightarrow \bar{g}_x g_{x+\mu}. \quad (39)$$

This receipt is indeed natural since it maintains gauge covariance and nullifies the contribution of the link $U_{x,\mu}^{\text{HP}^1}$ to any Wilson loop. Note however that we are not allowed to change the links and topological density at other points. This means that Eq. (39) should be understood on the level of links only, it is not allowed to actually change neither $|q_x\rangle$ nor $|q_{x+\mu}\rangle$. Our implementation of this approach is as follows: the $U_{x,\mu}^{\text{HP}^1}$ link matrix is transformed according (39) if the magnitude of the topological density in 8 neighboring hypercubes containing the link $\{x, \mu\}$ is smaller than Λ_q .

Unfortunately, the only set of configurations on which we could analyze Λ_q dependence of σ^{HP^1} is the one corresponding to $\beta = 2.475$ on 16^4 lattice, thus no scaling checks are possible at the time being. The Λ_q dependence of the ratios $\sqrt{\sigma^{\text{HP}^1}(\Lambda_q)/\sigma^{\text{HP}^1}(0)}$ and $\sqrt{\chi(\Lambda_q)/\chi(0)}$,

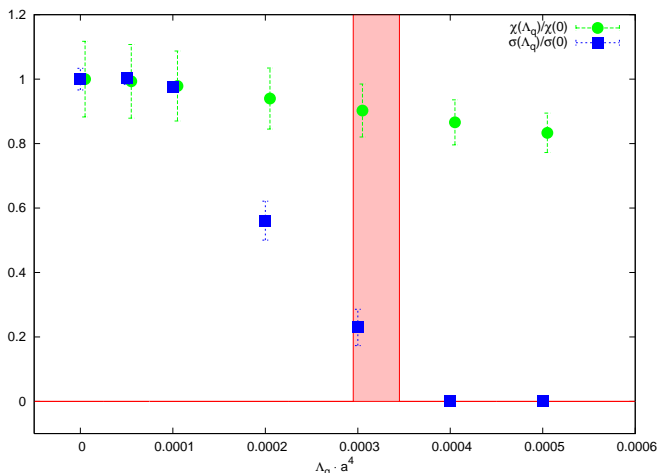


FIG. 11: Λ_q dependence of the HP¹ string tension (squares) and of the topological susceptibility (circles) both normalized to their respective values at $\Lambda_q = 0$ ($\beta = 2.475, 16^4$). Shaded box stands for the approximate location of the lumps percolation transition (see text).

where $\sigma^{\text{HP}^1}(0)$ and $\chi(0)$ are the HP¹ string tension and topological susceptibility with no cutoff imposed, is presented on Fig. 11. It is remarkable that the sensitivity of these quantities to the Λ_q cutoff are radically distinct. The susceptibility decreases only slightly with rising Λ_q and is changed by $\approx 20\%$ in the whole range of cutoff considered. Contrary to that the HP¹ string tension drops down to zero at $\Lambda_q \cdot a^4 \approx 3 \cdot 10^{-4}$ and remains vanishing for all higher values of the cutoff. Moreover, we cannot exclude the possibility of the phase transition in the infinite volume limit. It is crucial that the string tension vanishes just below the Λ_q physical window $\Lambda_q \cdot a^4 \in (4 \div 8) \cdot 10^{-4}$ discussed in Ref. [5]. In turn this is not surprising since the HP¹ string tension was not considered in that paper.

In fact, it is not difficult to identify what happens physically around the point $\Lambda_q \cdot a^4 \approx 3 \cdot 10^{-4}$. Indeed, exactly around this value of Λ_q the percolating lumps cease to exist, the gap separating percolating lumps from the remaining spectrum in the lumps volume distribution disappears. To illustrate this point we indicated the approximate location of the lumps percolation transition by shaded box on Fig. 11. Unfortunately, at present we are not able to formulate this qualitative picture more rigorously, mainly because of the limited data we have right now. Nevertheless, we do believe that the disappearance of HP¹ string tension could be formulated equivalently in the language of lumps percolation transition. The corresponding strong correlation is evident already on our limited data sets and it is probably the question of relatively short time to make this conjecture numerically convincing [16].

To summarize, the investigation of HP¹ string tension dependence on the cutoff imposed on the topological charge density reveals that the string tension is most likely due to the prolonged (extending through all the

lattice) regions of sign-coherent topological charge first discovered in [4] and discussed within HP¹ approach in [5]. Therefore the string tension in HP¹ projected configurations, which accounts for the full $SU(2)$ string tension in the continuum limit, is most sensitive not to the magnitude of the topological density fluctuations, but rather to the long range correlations between them. Contrary to that the topological susceptibility is almost blind to such correlations and, in fact, is saturated by almost random lumps in the topological density bulk distribution.

3. Polyakov lines correlation function

Let us discuss another conventional confinement indicating observable, namely, the Polyakov line and the corresponding correlation function. The basic observation here is that the Polyakov line ceases to be an order parameter once the gauge potentials (or link matrices in lattice settings) are written as

$$A_\mu = \langle q | \partial_\mu | q \rangle, \quad U_{x,\mu} = \frac{\langle q_x | q_{x+\mu} \rangle}{|\langle q_x | q_{x+\mu} \rangle|}. \quad (40)$$

The intrinsic reason for this is that the relevant global center symmetry cannot be formulated in terms of $|q_x\rangle$ fields. Hence the expectation value $\langle P \rangle$ of the Polyakov line is not obliged to vanish in confinement phase once the representation (40) is adopted. Physically this is because it is always possible to form the gauge invariant composite state $|q_x\rangle\psi_x$ from $|q\rangle$ field and quark operator ψ . More explicitly, consider for instance the derivation presented Ref. [47]. The equation which is crucial here is the static time-evolution equation

$$(\partial_t + A_0)\psi(t, \vec{x}) = 0, \quad (41)$$

which eventually produces the Polyakov line gauge transporter to be averaged in the thermal ensemble (note that our gauge potentials are anti-hermitian, hence there is no imaginary unit in (41)). Within the representation (40) this equation is equivalent to (we omit the inessential \vec{x} dependence here)

$$\langle q_t | \partial_t [|q_t\rangle\psi_t] = 0, \quad (42)$$

which could be solved as

$$\psi_t = \langle q_t | \int_0^t [|q^\perp\rangle \cdot f] + \langle q_t | q_0 \rangle \cdot \psi_0, \quad (43)$$

where the state $|q^\perp\rangle$ is orthogonal to $|q\rangle$, $\langle q | q^\perp \rangle = 0$, and is determined, in fact, uniquely, f is arbitrary function and the second term on the r.h.s. is determined from boundary condition at $t = 0$. Evidently, for single quark free energy F_q , considered in the canonical formalism,

only the last term does matter (see Ref. [47] for details) and we obtain

$$\begin{aligned} e^{-F_q/T} &= \text{Tr}[e^{-H/T} \psi_{1/T} \psi_0^\dagger] = \\ &= \text{Tr}[e^{-H/T} \langle q_{1/T} | q_0 \rangle] = 1, \end{aligned} \quad (44)$$

where H is the Hamiltonian, T is the temperature and we assumed that the periodic boundary condition in imaginary time are imposed on the $|q\rangle$ fields. The result is in agreement with what was noted above: the color charge of both $\psi_{1/T}$ and ψ_0 gets screened by the quanta of $|q\rangle$ fields. Note that Eq. (44) is not dynamical, it is valid irrespectively at both low and high temperatures. Moreover, it confirms that the Polyakov line expectation value $\langle P \rangle$ measured on HP^1 projected fields is not related to the free energy of static color source and generically is not vanishing at low temperatures

$$\langle P \rangle \neq 0. \quad (45)$$

In fact, Eq. (45) is strictly confirmed by our measurements. Depending on the lattice size and spacing $\langle P \rangle$ varies from ≈ 0.42 to ≈ 0.67 revealing non-trivial dependence on both V and a . However, we did not investigated this dependence due to the uncertainty of its physical implications. On the other hand, the physical meaning of the Polyakov lines connected correlation function is not changing

$$\langle P_0 P_x \rangle - \langle P \rangle^2 \sim \exp\left\{-\frac{1}{T} V^{\text{HP}^1}(|x|)\right\}. \quad (46)$$

Due to the weakness of HP^1 projected fields the behavior (46) is firmly confirmed even on the largest lattices we have. It turns out that the potential $V^{\text{HP}^1}(R)$ extracted from (46) is in agreement with what we have discussed in section VB 1 although it has much larger error bars due to the subtraction of disconnected contribution. In particular, it approaches linear asymptotic at large distances, the corresponding string tension being in agreement with that of section VB 1.

C. Chiral Fermions in HP^1 Projected Gauge Background

It had long been understood that the problem of confinement and chiral symmetry breaking are closely related [48, 49] (for recent discussions see, e.g., Refs. [50]). In this section we investigate the properties of HP^1 projected fields (30) as they are seen by fermionic probes provided by the overlap Dirac operator (23). Physically the most important part of the spectrum of (23) is given by low lying eigenmodes

$$D \psi_\lambda = \lambda \psi_\lambda, \quad (47)$$

the spectral density $\rho(\lambda)$ of which gives the quenched chiral condensate via Banks-Casher relation [51]

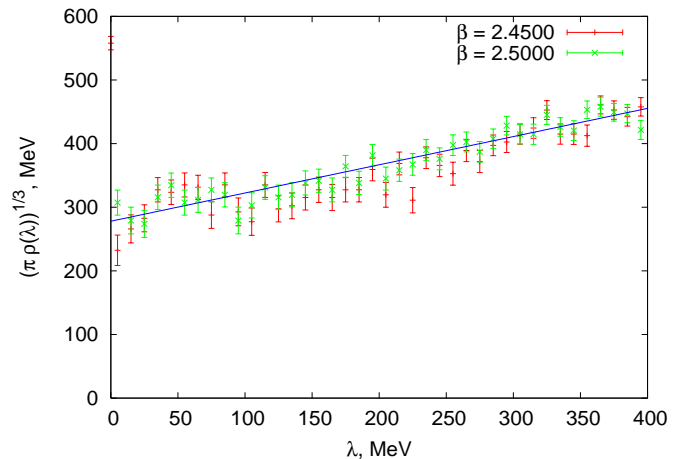


FIG. 12: The spectral density of lowest Dirac eigenmodes calculated on fixed volume configurations, Table I, at different spacings. Line represents linear interpolation towards $\lambda = 0$.

$\langle \bar{\psi} \psi \rangle = \pi \lim_{\lambda \rightarrow 0} \rho(\lambda)$. Another problem of prime importance is the localization properties of low lying modes, which is conventionally formulated in terms of the inverse participation ratio (IPR) I_λ (see, e.g., Refs. [10, 11, 52] for definitions). Specifically, we are interested in the scaling of fermionic IPRs with lattice spacing and will not consider dependence upon the total volume (see Refs. [53] for the similar treatment of scalar probe particles). We study both $\rho(\lambda)$ and I_λ on HP^1 projected gauge fields obtained from our fixed volume data sets (Table I) which cover rather wide range of lattice spacings and allow to investigate the scaling of $\rho(\lambda)$ and I_λ in details. Note that the spacing dependence of IPR for near zero eigenmodes is still the subject of intensive discussions in the literature [10, 11, 52]. Thus the HP^1 σ -model embedding method again provides the unique opportunity to study the issue.

One technical note is now in order. To speed up the calculations we considered only 20 lowest Dirac eigenmodes and excluded the exact zero modes from the analysis since zero modes are known to be physically quite different from the remaining part of the spectrum. This means that we were able to collect the sufficient statistics only for $\lambda \lesssim 400$ MeV and for this reason all the graphs below are snipped off for higher eigenvalues. However, this does not spoil the significance of our results since exactly the region $\lambda \lesssim 400$ MeV is most important physically.

Let us consider first the spacing dependence of the spectral density ρ_λ at small λ as is measured on HP^1 projected gauge fields, Fig. 12. Note that for readability reasons not all available graphs are depicted since the data sets being expressed in physical units look essentially the same at different spacings. It is clear that the points at various a are falling, in fact, on the top of each other thereby confirming that the spectral density of low lying modes is spacing independent. This not only jus-

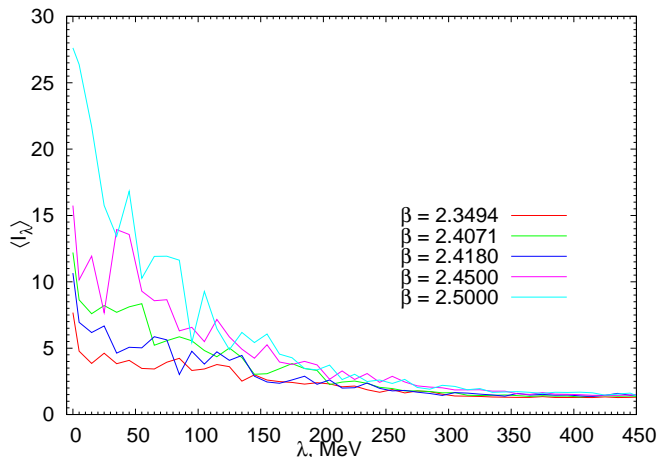


FIG. 13: IPRs I_λ for lowest eigenmodes at various lattice spacings. Note the explicitness of the 'mobility edge' around $\lambda \approx 200$ MeV.

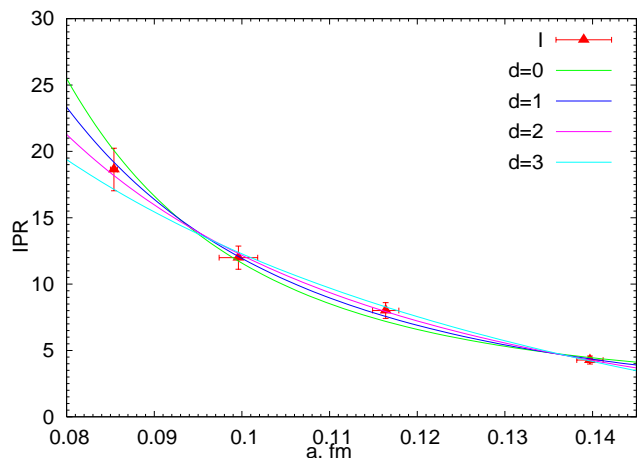


FIG. 14: IPR for lowest eigenmodes, Eq. (49), as a function of lattice spacing. The fitting curves (50) are represented by various lines (see text).

tifies the assertion made earlier that the HP^1 projection captures correctly the topological aspects of the original gauge fields, but also allows to estimate the quenched chiral condensate

$$\langle \bar{\psi}\psi \rangle = \pi \lim_{\lambda \rightarrow 0} \rho(\lambda) = [278(6) \text{ MeV}]^3, \quad (48)$$

which is in agreement with its value measured on the same original gauge configurations in Ref. [10] and is fairly compatible with magnitude of $\langle \bar{\psi}\psi \rangle$ known in the literature (see, e.g., Refs. [54] and references therein).

As far as the localization properties of lowest eigenmodes are concerned, our results are qualitatively similar to ones reported in [10] (see also [11, 52]). Namely, for $\lambda \lesssim 200$ MeV the eigenfunctions show notable localization which is apparent from Fig. 13, the corresponding IPRs are ranging from $4 \div 8$ at $\lambda \approx 150$ MeV to $10 \div 25$ at

smallest non-zero eigenvalues. However, the most important problem is the spacing dependence of I_λ , to study which it is advantageous to consider the IPR averaged over all lowest modes $0 < \lambda < \Lambda = 50$ MeV

$$I = \frac{1}{N_\Lambda} \sum_{\lambda < \Lambda} I_\lambda, \quad (49)$$

where N_Λ is the total number of modes in the above interval. This allows to notably improve the statistics, however, we checked that the scaling properties of I are Λ -independent provided that $\Lambda \lesssim 100$ MeV. The lattice spacing dependence of I allows to investigate quantitatively the dimensionality d of the regions which localize the lowest eigenmodes. As it is customary now (see, e.g., Refs. [10, 11, 52] for details) we fitted the $I(a)$ dependence to

$$I(a) = b_0 + b_1 \cdot a^{d-4}, \quad (50)$$

the best fitting curves for $d = 0, 1, 2, 3$ are shown by lines on Fig. 14. Unfortunately, our data does not allow to pinpoint the dimensionality d with high enough accuracy. However, it still favors the two-dimensional structure of the localization regions although we cannot fairly exclude $d = 1$ possibility. The relevant $\chi^2/n.d.f.$ is equal to 0.33 for $d = 2$ and 0.62 for $d = 1$, while being significantly larger in $d = 0$ and $d = 3$ cases (1.26 and 0.82 correspondingly). In either case the data is incompatible with naively expected localization on four-dimensional 'balls' of finite physical extent, the localization volumes are definitely shrinking in the limit $a \rightarrow 0$, which is in accord with what is known in the literature [10, 11, 52] about the low lying fermionic eigenmodes in equilibrium gauge background.

D. Summary

Let us briefly summarize the results obtained so far on the dynamics of HP^1 projected gauge fields. We stress from very beginning that the HP^1 projection is completely different from what is usually known by the term 'projection' in the literature. Namely, it maintains the gauge invariance and in view of the investigated irrelevance of Gribov copies problem provides unique gauge invariant variables characterizing the original gauge background. The main conjecture of this section to be justified below is that HP^1 projected fields represent almost entirely the non-perturbative content of the original gauge fields. We illustrated this point from various perspectives starting from the simplest possible observable, namely, the HP^1 induced gauge curvature. Remarkably enough, the projected fields appear to be extremely weak, the averaged plaquette $\langle 1/2 \text{Tr} U_p^{\text{HP}^1} \rangle$ being distributed with striking power law, which is to be compared with usual exponential distribution. As a consequence, the lattice spacing dependence of $\langle 1/2 \text{Tr} U_p^{\text{HP}^1} \rangle$ is totally different from what could be usually expected,

we found no sign whatsoever of the perturbation theory in it. As a matter of fact $1 - \langle 1/2 \text{Tr} U_p^{\text{HP}^1} \rangle$ vanishes in the limit $a \rightarrow 0$, the leading spacing corrections being of order $O(a^4)$ and $O(a^2)$ only. The corresponding coefficients are to be identified with the gluon condensate and quadratic power correction, both of which we measured with highest accuracy available so far. As far as the gluon condensate is concerned, its value is in a complete agreement with the existing literature. At the same time, the numerically precise value of the quadratic correction given in lattice spacing normalization is reported for the first time and allows to pose the problem of unusual power corrections in Yang-Mills theory on qualitatively new level.

Then we addressed the problem of confinement in the HP^1 projected gauge fields. Despite of the relative weakness of the HP^1 induced potentials we showed that the projected theory is still confining. Although at finite lattice spacing the projected string tension is smaller than that on the original fields, it nevertheless reproduces the full $SU(2)$ string tension in the limit $a \rightarrow 0$. Moreover, the last statement was found to be quite robust with respect to the technicalities involved. However, it would be plainly wrong to rely on the HP^1 projection at all distances in particular because the method is practically blind to the perturbation theory. It turns out that the heavy quark potential at small $R \lesssim 0.2$ fm scales clearly violates the reflection positivity requirements, which, however, is to be expected due to the intrinsic non-locality of HP^1 σ -model embedding. We also argued that within our approach the usual confinement sensitive observables like Polyakov line expectation value $\langle P \rangle$ is to be considered with care. In particular, the notion of global center symmetry, which is crucial to ensure $\langle P \rangle = 0$ at low temperatures in usual settings, does not exist within the HP^1 projection method. This clearly rises the question on the relevance of the center symmetry to confinement, however, we postponed the corresponding discussions [16] and concentrated only on the experimental results instead.

Since the HP^1 projection is ultimately related to the topology of the gauge fields, it makes possible the investigation of the microscopic origin of the projected string tension. We found that the global (percolating) regions of sign-coherent topological charge [4, 5] seem to be fundamentally important. Namely, the geometrical explicitness of HP^1 σ -model, being superior to any other known topology considerations, allows to scan the gauge fields topology at various scales and to associate rather unambiguously the projected string tension with the existence of the above regions. Note that at present much more data is needed to put the issue on the numerically solid grounds, but for us the correlation is too much evident to be in any doubts.

Finally, in order to present the comprehensive picture of the projected fields dynamics we considered the spectrum of the overlap Dirac operator in the HP^1 induced background. The observables here are the spectral den-

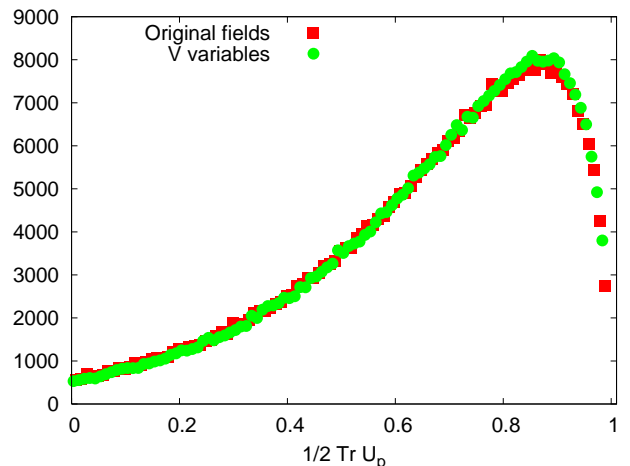


FIG. 15: Distribution of trace of the plaquette matrix constructed for a particular configuration ($\beta = 2.475$, 16^4) from $U_{x,\mu}$ and $V_{x,\mu}$ fields.

sity of low lying eigenmodes and their localization properties conventionally encoded into inverse participation ratio (IPR). We found that both this quantities are essentially the same as they were on unprojected fields although the actual measurements are much simpler due to the weakness of HP^1 potentials.

However, the above conclusions rely strongly on the fact that HP^1 projection leaves aside only the perturbation theory. It is the purpose of the next section to demonstrate that indeed what had been left after the HP^1 projection likely corresponds to purely perturbative fields.

VI. WHAT HAD BEEN CUT AWAY BY HP^1 PROJECTION?

The problem to be considered below is the properties of the fields $V_{x,\mu}$ which are the part of original configurations cut away by HP^1 projection (30). Symbolically $V_{x,\mu}$ could be defined by $V = U/U^{\text{HP}^1}$, however, this equation makes no sense as it stands. Indeed, both U and U^{HP^1} transform as usual under the gauge transformations and hence the transformation properties of V are undefined. It is clear that we could make sense of V only in a particular gauge, however, we are not aware of any detailed treatment of this generic problem in the lattice context. The only exception is probably Ref. [18] where related issues are discussed. Although the extraction of V variables seems to be similar to the background fields technique, we note that usually the background potentials are taken for granted already in a particular gauge thus invalidating any similarities with the present case.

In order to provide the unambiguous meaning to $V_{x,\mu}$ fields we fixed the most convenient and well defined gauge, in which all $|q_x\rangle$ variables are given by the r.h.s.

of Eq. (5)

$$|q_x\rangle \rightarrow \frac{1}{\sqrt{1+|\omega_x|^2}} \cdot [1; \omega_x]^T. \quad (51)$$

Then $V_{x,\mu}$ variables are defined by

$$V_{x,\mu} = U_{x,\mu} \cdot [U_{x,\mu}^{\text{HP}^1}]^\dagger. \quad (52)$$

Apparently it is important here that $U_{x,\mu}^{\text{HP}^1}$ is expressed in terms of factually gauge invariant inhomogeneous coordinates $\omega_x, \omega_{x+\mu}$. Note that the results to be discussed below are dependent in principle upon the particular gauge chosen, at least we don't have precise theoretical arguments to exclude this possibility. Since we agreed from very beginning not to go deep into theoretical analysis we leave this problem until the future work [16].

In this section we consider the topological aspects of V fields (52), investigate their confining properties and the spectrum of overlap Dirac operator in V fields background. For this purposes we generated 520 configurations of V fields from the original data sets at $\beta = 2.400$ and $\beta = 2.475$ on 16^4 lattices. However, let us start again from the simplest observable $1/2 \text{Tr} V_p$ and consider its distribution compared to that of the original fields. The typical graph of this sort, taken on a particular $\beta = 2.475, 16^4$ configuration, is presented on Fig. 15. In fact, for all our V configurations the distributions of $1/2 \text{Tr} V_p$ look very similar. Remarkably enough, it is hardly possible to distinguish the points belonging to the original gauge potentials and to V variables, the only difference is seen very close to unity and results in $\lesssim 1\%$ larger value of $\langle 1/2 \text{Tr} V_p \rangle$ on this configuration compared to that of $\langle 1/2 \text{Tr} U_p \rangle$. However, it should not be surprising in view of the above discussed weakness of HP^1 projected fields. It might be tempting to conclude that the V fields are essentially the same as the original gauge potentials and then the validity of HP^1 projection would become problematic. However, it is the purpose of this section to show that V fields are completely trivial as far as the non-perturbative aspects are concerned.

A. Triviality of Topological Properties

The technically simplest test of topology is provided by the application of HP^1 σ -model embedding method to V configurations. For us it was almost shocking to discover that the Q_{HP^1} topological charge is identically zero for all V configurations we have generated on various lattices. Of course, Eq. (52) expresses our specific intent to cut away the topology related aspects of the original configurations, however, the identically vanishing topological charge is indeed remarkable. Evidently this must be checked by other methods to ensure that $Q \equiv 0$ is not the artifact of HP^1 approach. We did this cross-check with overlap-based definition and indeed

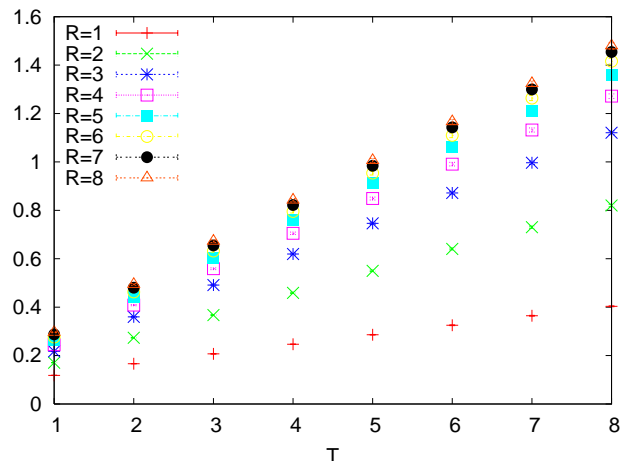


FIG. 16: $-\ln\langle W(T, R) \rangle$ as a function of T at various R measured on V configurations generated on $\beta = 2.475, 16^4$ lattice.

found that Q_{overlap} is equal to ± 1 only on two V configurations out of 520. Evidently, this disagreement of Q_{HP^1} and Q_{overlap} is completely inessential and should be attributed to what had been discussed in section III. Therefore we are confident that the topological properties of V fields are entirely trivial, the topological charge and susceptibility vanish identically

$$Q \equiv 0, \quad \chi \equiv 0. \quad (53)$$

This is the first indication that what had been left aside by HP^1 projection is the pure perturbation theory.

B. Loss of Confinement

The next question to be addressed is the possibility to have confinement on V configurations despite of the trivial topology inherent to them. Note that the answer is by no means evident since the relation between topology and confinement is still not proved rigorously. Consider first the Wilson loops confinement criterium. We measured the expectation values of planar $T \times R$ Wilson loops on our V configurations in exactly the same way as was done in section VB 1. As a matter of fact, on all our V data sets the corresponding heavy quark potential flattens at large distances and the string tension vanishes. In order to convince the reader that the potential is indeed constant at large separations we plotted on Fig. 16 the expectation values $-\ln\langle W(T, R) \rangle$ at various R as a functions of T . It is apparent that the slope of the curves remains constant for $R > 3$ although it is still rising at smaller distances. The corresponding potential (Fig. 17) was fitted to analytical equation analogous to (35) and turned out to be totally compatible with Coulomb law

$$V(R) = \text{const} + \frac{\alpha}{R}. \quad (54)$$

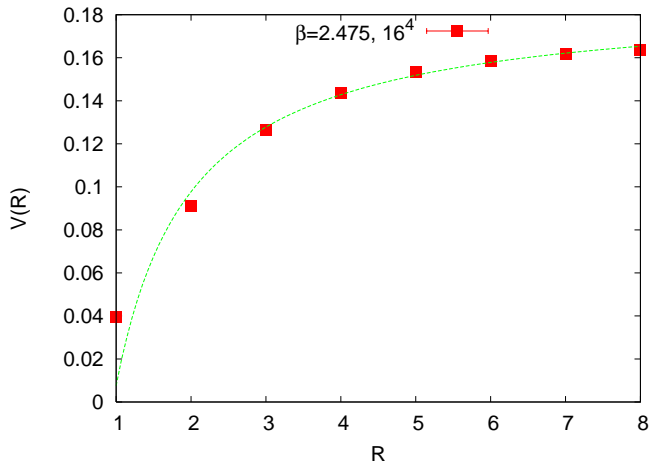


FIG. 17: The heavy quark potential extracted from V fields on $\beta = 2.475, 16^4$ lattice. The curve is the fit to analytical dependence (54).

However, we do not presenting the best fitted value of α parameter since on our lattices it would be dictated mostly by $V(R)$ at smallest R , which is highly sensitive to the details of smearing and hypercubic blocking used in our calculations (note that essentially for this reason the points $R = 1, 2$ deviate from (54)).

As far as the Polyakov line and the corresponding correlation function are concerned, the arguments of section VB3 are clearly invalid for V fields and therefore both $\langle P \rangle$ and $\langle P_0 P_x \rangle$ are expected to be the confinement sensitive observables. It turns out that the expectation value $\langle P \rangle$ is strictly positive on all our V data sets being essentially the same at $\beta = 2.400$, $\langle P \rangle = 0.294(2)$, and at $\beta = 2.475$, $\langle P \rangle = 0.290(4)$. The strict positivity of Polyakov line distributions apparently rises the question on the relevance of center symmetry, however, due to the possible lack of statistics we'll not dwell on this issue. The Polyakov lines connected correlation function $\langle P_0 P_x \rangle - \langle P \rangle^2$ measured on V configurations also clearly shows deconfining behavior, namely, it falls off only as a power of $|x|$ being strictly linear on log-log plot. Note however that the subtraction of the disconnected part violently spoils the available numerical accuracy and for this reason we do not quote the results of the fits.

To summarize, we found clean evidences that what had been cut away by HP^1 projection corresponds to deconfining theory, in which the heavy quark potential is totally compatible with Coulomb law. This provides the most stringent illustration that the V fields configurations correspond to pure perturbation theory with no sign whatsoever of neither non-trivial topology nor confinement.

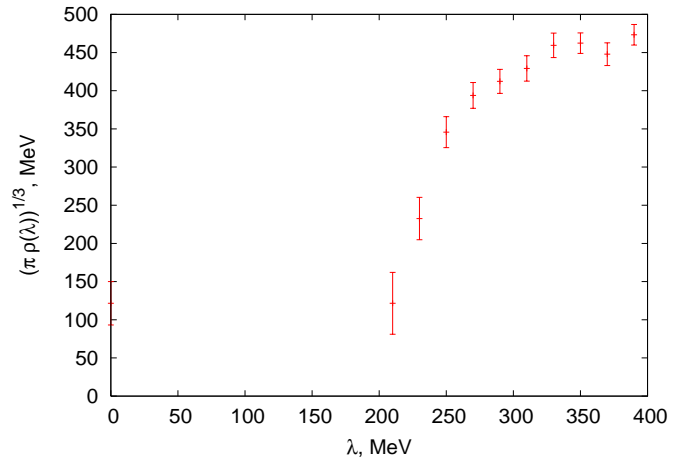


FIG. 18: The spectral density of overlap Dirac operator measured on V fields. Note the complete absence of eigenmodes in $\lambda \lesssim 200$ MeV interval.

C. Fermionic Probes in V Background

To conclude this section let us consider the properties of low lying eigenmodes of overlap Dirac operator in V fields background. The measurements performed here are essentially the same as was done in section VC. Note that we considered only V data sets corresponding to $\beta = 2.475$ for reasons to become clear shortly.

The spectral density of low lying eigenmodes is presented on Fig. 18 and it is apparent that the spectrum is completely empty for $\lambda \lesssim 200$ MeV, no one eigenmode was found in this region on all available V configurations at $\beta = 2.475$. Essentially this precludes any considerations of low lying eigenmodes, there are strictly speaking no modes to be discussed here. Thus the spectral density for small λ is identically zero leading to vanishing quenched chiral condensate

$$\langle \bar{\psi} \psi \rangle = 0. \quad (55)$$

Evidently it makes no sense to discuss the localization properties of low modes in V background, the quantities like I_λ or I , Eq. (49), become undefined. Nevertheless, it is still instructive to qualitatively consider the change in the degree of localization for eigenmodes at $\lambda \gtrsim 200$ MeV compared to that on the original and HP^1 projected fields (see section VC). It turns out that the degree of localization expressed by IPRs I_λ drop down significantly and for all calculated modes $\lambda \gtrsim 200$ MeV it is around 1.2, which essentially means complete delocalization.

D. Summary

In this section we presented rather clean and concise evidences that what had been left aside by HP^1 projection (30) corresponds to purely perturbation theory. The

primary aim of this presentation was to show that the results of section V are not invalidated by the components $V_{x,\mu}$ of the original gauge fields which do not survive HP^1 projection. We considered this issue from various perspectives and showed that V fields are not confining, the corresponding heavy quark potential is adequately described by usual Coulomb law. Moreover, the topological properties of V configurations are completely trivial, leading, in particular, to the identically vanishing topological susceptibility. This result turns out to be quite robust with respect to different definitions of lattice topological charge. As a consequence the low lying spectrum of overlap Dirac operator in V background has nothing in common with that on the original or HP^1 projected fields. Strictly speaking, the low lying spectrum does not exist, no one eigenmode was found below $\lambda \lesssim 200$ MeV despite of rather large number of analyzed configurations. This means that quenched chiral condensate vanishes identically in V background, $\langle \bar{\psi}\psi \rangle = 0$.

Therefore, we are confident that the content of the original fields, which is cut away by HP^1 projection, is completely trivial as far as the non-perturbative aspects are concerned. This provides at least numerically solid grounds for the results obtained in section V.

VII. CONCLUSIONS

The primary goal of the present publication was the further development of HP^1 σ -model embedding approach [5] aimed to investigate the topology of $SU(2)$ gauge fields. While Ref. [5] discussed in details the theoretical aspects, the tests of actual numerical implementation were not so much convincing. In this paper we filled this gap and presented the high statistics comparison of HP^1 based topological charge, Q_{HP^1} , with ones obtained via field-theoretical, Q_{clover} , and overlap Dirac operator based, Q_{overlap} , approaches. As far as the field-theoretical definition is concerned, the corresponding comparison is meaningful only on semiclassical configurations and in this case we essentially found the complete equivalence of Q_{HP^1} and Q_{clover} . In the most interesting case of equilibrium vacuum configurations we confronted Q_{HP^1} and Q_{overlap} on rather large number of data sets at different spacings and found that both definitions are strongly correlated and identify essentially the same topology. Unfortunately, it was difficult to compare our results with similar calculations in the literature, however, the correlation between Q_{HP^1} and Q_{overlap} turns out to be quantitatively the same as it was in the case of Q_{overlap} and Q_{clover} definitions. Basing on that we concluded that the HP^1 σ -model embedding method is, in fact, computationally superior to any other definitions of the lattice topological charge available so far.

The next immediate problem is to investigate on the numerically confident level the scaling of the topological susceptibility both with lattice spacing and volume. Besides of the methodological importance, this problem

is crucial in order to address the physical relevance of the method itself and its sensitivity to lattice artifacts. We performed statistically convincing scaling checks of the topological susceptibility using the HP^1 embedding approach and found almost perfect scaling with both lattice spacing and volume. The topological susceptibility being extrapolated to the continuum limit turns out to be $\chi^{1/4} = 216(4)$ MeV and is totally compatible with what is known in the literature. The scaling properties of χ make us confident that the HP^1 embedding method is insensitive to lattice dislocations, moreover, the topological susceptibility does not require, in fact, neither multiplicative nor additive renormalizations.

As might be anticipated from the results of Ref. [5], the HP^1 embedding approach is not restricted to the topology related measurements. Its essence is to provide a unique (modulo Gribov copies problem which, however, was proved to be inessential) configuration of quaternionic valued scalar fields to any given original gauge background. Then the corresponding HP^1 projection comes out naturally and we considered in details the properties of HP^1 projected fields. Note that HP^1 projection is radically different from what is commonly known by this term, in particular because it maintains the gauge invariance from very beginning. The first striking observation here is that the mean curvature of projected potentials is extremely small, while its spacing dependence shows no sign whatsoever of the perturbation theory. In fact, it only contains the terms which are to be identified with gluon condensate and non-trivial quadratic correction to $\langle \alpha_s G^2/\pi \rangle$. We calculated both this quantities with inaccessible so far accuracy, the result for the gluon condensate being $\langle \alpha_s G^2/\pi \rangle = 0.066(2)$ GeV⁴ which fairly agrees with the existing literature. On the other hand, the numerically precise value of the quadratic correction satisfies the known tight bounds and allows to pose the problem of unusual power corrections in Yang-Mills theory on qualitatively new level.

Then we addressed the crucial problem of confinement in the language of HP^1 projection. It is remarkable that despite of the weakness of the projected fields the HP^1 string tension is not only non-zero at finite lattice spacing, it accounts, in fact, for full $SU(2)$ string tension in the continuum limit, $\lim_{a \rightarrow 0} [\sigma^{\text{HP}^1}/\sigma^{SU(2)}]^{1/2} = 1.04(3)$. Moreover, the explicitness of the gauge fields topology in HP^1 variables allows us to study the microscopic origin of the projected string tension. We argued that $\sigma^{\text{HP}^1} \neq 0$ is to be associated with the existence of percolating regions of sign-coherent topological charge, first discovered (with overlap-based approach) in [4] and then confirmed in HP^1 method in [5]. As far as we can see, this is the first explicit demonstration of the confinement-topology interrelation.

We concluded the investigation of HP^1 projected fields with consideration of low lying spectrum of overlap Dirac operator in the projected background. The spectral density of low eigenmodes turns out to be essentially the same as it was on the original gauge fields and allows us

to estimate the value of chiral condensate in the quenched approximation $\langle\bar{\psi}\psi\rangle^{1/3} = 278(6)$ MeV, which is fairly compatible with its commonly accepted value. Simultaneously we measured the localization properties of low eigenmodes, which are conventionally expressed in term of the inverse participation ratio (IPR). Knowledge of IPRs at various spacings allows us to conclude that the localization regions are likely to be either two- or three-dimensional.

It was understood from very beginning that the validity of the above results relies strongly on the ability of HP^1 projection to capture *only* non-perturbative aspects of the original gauge fields. Therefore it is mandatory to study what had been left aside by HP^1 projection. We investigated carefully this issue by showing first that the part of the gauge fields not surviving HP^1 projection could be defined unambiguously. Then it is the matter of straightforward calculation to show that indeed what had been cut away by HP^1 projection is completely trivial as far as the non-perturbative aspects are concerned. In particular, there is no topology in these fields, the topological charge and susceptibility vanish identically; confinement is definitely lost although the Coulomb part of the potential is clearly seen; and finally the low Dirac

spectrum completely disappears, not a single low eigenmode was found on our rather large set of configurations. Thus we concluded that the HP^1 projection indeed captures only the non-perturbative content of gauge background and what is left aside corresponds to pure perturbation theory.

Finally let us remind our original intent not to discuss the theoretical implications of the above findings. Only experimental numerical results had been reported since otherwise the discussions would definitely lead us far beyond the scope of present publication. The corresponding theoretical treatment is to be published elsewhere [16].

Acknowledgments

The authors are grateful to the members of ITEP lattice group for stimulating discussions. The work was partially supported by grants RFBR-05-02-16306a, RFBR-05-02-17642, RFBR-0402-16079 and RFBR-03-02-16941. F.V.G. was partially supported by INTAS YS grant 04-83-3943.

-
- [1] H. Neuberger, Phys. Lett. B **417**, 141 (1998); Phys. Lett. B **427**, 353 (1998).
- [2] M. F. Atiyah and I. M. Singer, Annals Math. **93** (1971) 139.
- [3] R. Narayanan and H. Neuberger, Nucl. Phys. B **443**, 305 (1995);
P. Hasenfratz, V. Laliena and F. Niedermayer, Phys. Lett. B **427**, 125 (1998);
D. H. Adams, Annals Phys. **296**, 131 (2002);
R. Narayanan and P. M. Vranas, Nucl. Phys. B **506**, 373 (1997).
- [4] I. Horvath *et al.*, Phys. Lett. B **612**, 21 (2005); Phys. Rev. D **68**, 114505 (2003); Nucl. Phys. Proc. Suppl. **129**, 677 (2004); A. Alexandru, I. Horvath and J. b. Zhang, Phys. Rev. D **72**, 034506 (2005).
- [5] F. V. Gubarev and S. M. Morozov, Phys. Rev. D **72**, 76008 (2005).
- [6] M. F. Atiyah, N. J. Hitchin, V. G. Drinfeld and Y. I. Manin, Phys. Lett. A **65**, 185 (1978).
- [7] V. G. Drinfeld and Y. I. Manin, Commun. Math. Phys. **63**, 177 (1978).
- [8] F. Gursev and C. H. Tze, Annals Phys. **128**, 29 (1980).
J. Lukierski, CERN-TH-2678;
Y. N. Kafiev, Phys. Lett. B **87** (1979) 219; Phys. Lett. B **96** (1980) 337; Nucl. Phys. B **178**, 177 (1981);
M. A. Jafarizadeh, M. Snyder and C. H. Tze, Nucl. Phys. B **176**, 221 (1980);
D. Maison, MPI-PAE/PTh 52/79;
J. E. Avron, L. Sadun, J. Segert and B. Simon, Comm. Math. Phys. **124**, 595 (1989);
M. T. Johnsson and I. J. R. Aitchison, J. Phys. A **30**, 2085 (1997);
E. Demler and S. C. Zhang, Annals Phys. **271**, 83 (1999).
- [9] B. A. Dubrovin, A. T. Fomenko, S. P. Novikov, “*Modern Geometry: Methods and Applications*”, “*Modern Geometry: Introduction to Homology Theory*”, New York: Springer-Verlag (1992).
- [10] F. V. Gubarev, S. M. Morozov, M. I. Polikarpov and V. I. Zakharov, “*Low lying eigenmodes localization for chirally symmetric Dirac operator*”, hep-lat/0505016, to be published in JETP Letters.
- [11] M. I. Polikarpov, F. V. Gubarev, S. M. Morozov and V. I. Zakharov, ‘*Localization of low lying eigenmodes for chirally symmetric Dirac operator*’, arXiv:hep-lat/0510098.
- [12] F. V. Gubarev, L. Stodolsky and V. I. Zakharov, Phys. Rev. Lett. **86**, 2220 (2001);
F. V. Gubarev and V. I. Zakharov, Phys. Lett. B **501**, 28 (2001);
D. Dudal, H. Verschelde, J. A. Gracey, V. E. R. Lemes, M. S. Sarandy, R. F. Sobreiro and S. P. Sorella, JHEP **0401**, 044 (2004);
F. V. Gubarev and S. M. Morozov, Phys. Rev. D **71**, 114514 (2005);
D. V. Bykov and A. A. Slavnov, ‘*Dimension two vacuum condensates in gauge-invariant theories*’, arXiv:hep-th/0505089;
X. d. Li and C. M. Shakin, Phys. Rev. D **71**, 074007 (2005);
D. Dudal, R. F. Sobreiro, S. P. Sorella and H. Verschelde, Phys. Rev. D **72**, 014016 (2005).
- [13] V. I. Zakharov, AIP Conf. Proc. **756**, 182 (2005);
V. I. Zakharov, Phys. Usp. **47** (2004) 37.
- [14] F. V. Gubarev, M. I. Polikarpov and V. I. Zakharov, Surveys High Energ. Phys. **15**, 89 (2000);
V. I. Zakharov, ‘*From confining fields back to power cor-*

- rections', arXiv:hep-ph/0509114;
V. I. Zakharov, 'Hints on dual variables from the lattice $SU(2)$ gluodynamics', arXiv:hep-ph/0309301.
- [15] V. I. Zakharov, 'Confining fields in lattice $SU(2)$ ', arXiv:hep-ph/0312210;
V. I. Zakharov, 'Non-perturbative match of ultraviolet renormalon', arXiv:hep-ph/0309178.
- [16] P.Yu. Boyko, F.V. Gubarev, S.M. Morozov, in preparation.
- [17] P. de Forcrand and M. D'Elia, *Phys. Rev. Lett.* **82**, 4582 (1999);
J. Gattnar et al., *Nucl.Phys.* **B716**, 105 (2005);
A. V. Kovalenko, M. I. Polikarpov, S. N. Syritsyn and V. I. Zakharov, *Phys. Lett. B* **613**, 52 (2005).
- [18] V. G. Bornyakov, M. I. Polikarpov, T. Suzuki and S. N. Syritsyn, *AIP Conf. Proc.* **756** (2005) 463.
- [19] A. S. Kronfeld, M. L. Laursen, G. Schierholz and U. J. Wiese, *Nucl. Phys. B* **292**, 330 (1987).
- [20] B. Lucini and M. Teper, *JHEP* **0106**, 050 (2001).
- [21] J. Fingberg, U. M. Heller and F. Karsch, *Nucl. Phys. B* **392**, 493 (1993);
G. S. Bali, K. Schilling and A. Wachter, *Phys. Rev. D* **55**, 5309 (1997);
G. S. Bali, K. Schilling and C. Schlichter, *Phys. Rev. D* **51**, 5165 (1995).
- [22] P. Di Vecchia, K. Fabricius, G. C. Rossi and G. Veneziano, *Nucl. Phys. B* **192**, 392 (1981); *Phys. Lett. B* **108**, 323 (1982).
- [23] N. Cundy, M. Teper and U. Wenger, *Phys. Rev. D* **66**, 094505 (2002).
- [24] M. Garcia Perez, O. Philipsen and I. O. Stamatescu, *Nucl. Phys. B* **551**, 293 (1999).
- [25] S. O. Bilson-Thompson, D. B. Leinweber and A. G. Williams, *Annals Phys.* **304**, 1 (2003).
- [26] P. de Forcrand, M. Garcia Perez and I. O. Stamatescu, *Nucl. Phys. B* **499**, 409 (1997).
- [27] L. Giusti, C. Hoelbling, M. Luscher and H. Wittig, *Comput. Phys. Commun.* **153**, 31 (2003).
- [28] T. W. Chiu and S. V. Zenkin, *Phys. Rev. D* **59**, 074501 (1999);
T. W. Chiu, C. W. Wang and S. V. Zenkin, *Phys. Lett. B* **438**, 321 (1998).
- [29] S. Capitani, M. Gockeler, R. Horsley, P. E. L. Rakow and G. Schierholz, *Phys. Lett. B* **468**, 150 (1999).
- [30] L. Giusti, M. Luscher, P. Weisz and H. Wittig, *JHEP* **0311**, 023 (2003).
- [31] M. A. Shifman, A. I. Vainshtein and V. I. Zakharov, *Nucl. Phys. B* **147**, 385 (1979); *Nucl. Phys. B* **147**, 448 (1979).
- [32] P. E. L. Rakow, 'Stochastic perturbation theory and the gluon condensate', arXiv:hep-lat/0510046.
- [33] M. Baig, 'Gluon Condensation Parameter In $SU(2)$ Lattice Gauge Theory And Large N Universality', UAB-FT-124.
- [34] A. Di Giacomo and G. C. Rossi, *Phys. Lett. B* **100**, 481 (1981).
- [35] T. Banks, R. Horsley, H. R. Rubinstein and U. Wolff, *Nucl. Phys. B* **190**, 692 (1981);
S. s. Xue, *Phys. Lett. B* **191**, 147 (1987);
B. Alles, M. Campostrini, A. Feo and H. Panagopoulos, *Phys. Lett. B* **324**, 433 (1994);
A. Di Giacomo, 'Non perturbative QCD', arXiv:hep-lat/9912016;
K. Langfeld, E. M. Ilgenfritz and H. Reinhardt, *Nucl. Phys. B* **608**, 125 (2001).
- [36] J. Greensite and M. B. Halpern, *Nucl. Phys. B* **271**, 379 (1986);
M. J. Lavelle and M. Schaden, *Phys. Lett. B* **208**, 297 (1988);
M. Lavelle and M. Oleszczuk, *Mod. Phys. Lett. A* **7** (1992) 3617.
- [37] G. Burgio, F. Di Renzo, G. Marchesini and E. Onofri, *Phys. Lett. B* **422**, 219 (1998).
- [38] F. Di Renzo and L. Scorzato, *JHEP* **0110**, 038 (2001);
R. Horsley, P. E. L. Rakow and G. Schierholz, *Nucl. Phys. Proc. Suppl.* **106**, 870 (2002).
- [39] M. Albanese et al. [APE Collaboration], *Phys. Lett. B* **192**, 163 (1987).
- [40] A. Hasenfratz and F. Knechtli, *Phys. Rev. D* **64**, 034504 (2001) [arXiv:hep-lat/0103029].
- [41] G. S. Bali, K. Schilling and C. Schlichter, *Phys. Rev. D* **51**, 5165 (1995).
- [42] K. Ishiguro et al., 'Towards $SU(2)$ invariant formulation of the monopole confinement mechanism', arXiv:hep-lat/0509089;
V. I. Shevchenko, 'A remark on the short distance potential in gluodynamics', arXiv:hep-ph/0301280;
K. I. Kondo, *Phys. Lett. B* **514**, 335 (2001);
H. Verschelde, K. Knecht, K. Van Acoleyen and M. Vanderkelen, *Phys. Lett. B* **516**, 307 (2001);
T. Suzuki, K. Ishiguro, Y. Mori and T. Sekido, *Phys. Rev. Lett.* **94**, 132001 (2005);
M. N. Chernodub et al., *Phys. Rev. D* **72**, 074505 (2005).
- [43] C. Gattringer, M. Gockeler, P. E. L. Rakow, S. Schaefer and A. Schafer, *Nucl. Phys. B* **617**, 101 (2001); *Nucl. Phys. B* **618**, 205 (2001).
- [44] T. DeGrand and A. Hasenfratz, *Phys. Rev. D* **64**, 034512 (2001); *Phys. Rev. D* **65**, 014503 (2002).
- [45] I. Hip, T. Lippert, H. Neff, K. Schilling and W. Schroers, *Phys. Rev. D* **65**, 014506 (2002); R. G. Edwards and U. M. Heller, *Phys. Rev. D* **65**, 014505 (2002); T. Blum et al., *Phys. Rev. D* **65**, 014504 (2002).
- [46] I. Horvath et al., *Phys. Rev. D* **66**, 034501 (2002);
I. Horvath, N. Isgur, J. McCune and H. B. Thacker, *Phys. Rev. D* **65**, 014502 (2002).
- [47] L. D. McLerran and B. Svetitsky, *Phys. Rev. D* **24**, 450 (1981).
- [48] D. J. Gross and A. Neveu, *Phys. Rev. D* **10**, 3235 (1974).
- [49] E. Witten, *Nucl. Phys. B* **149**, 285 (1979); *Nucl. Phys. B* **156**, 269 (1979);
A. Casher, *Phys. Lett. B* **83**, 395 (1979).
- [50] H. G. Dosch and Y. A. Simonov, *Phys. Atom. Nucl.* **57**, 143 (1994) [*Yad. Fiz.* **57N1**, 152 (1994)];
Y. A. Simonov, 'Chiral symmetry breaking and confinement in QCD', talk given at 31st International Ahrenschoop Symposium on the Theory of Elementary Particles, Buckow, Germany, 2-6 Sep 1997;
K. E. Cahill, 'Chiral symmetry and quark confinement', arXiv:hep-ph/9812312.
- [51] T. Banks, A. Casher, *Nucl. Phys. B* **169**, 103 (1980).
- [52] C. Aubin et al. [MILC Collaboration], 'The scaling dimension of low lying Dirac eigenmodes and of the topological charge density', arXiv:hep-lat/0410024;
C. Gattringer, M. Gockeler, P. E. L. Rakow, S. Schaefer and A. Schafer, *Nucl. Phys. B* **617**, 101 (2001);
Y. Koma, E. M. Ilgenfritz, K. Koller, G. Schierholz, T. Streuer and V. Weinberg, *Proc. Sci.* **LAT2005**, 300 (2005);
C. Bernard et al., 'More evidence of localization in the

low-lying Dirac spectrum, arXiv:hep-lat/0510025;

- [53] J. Greensite, S. Olejnik, M. Polikarpov, S. Syritsyn and V. Zakharov, Phys. Rev. D **71**, 114507 (2005); Proc. Sci. **LAT2005**, 325 (2005), [arXiv:hep-lat/0509070].
- [54] S. J. Hands and M. Teper, Nucl. Phys. B **347**, 819 (1990); E. Follana, A. Hart, C. T. H. Davies and Q. Mason [HPQCD Collaboration], Phys. Rev. D **72**, 054501 (2005);
- L. Giusti, F. Rapuano, M. Talevi and A. Vladikas, Nucl. Phys. B **538**, 249 (1999).
- [55] This is not an unexpected result, justification could be found already in [6, 7] (see Ref. [5] for detailed discussion).
- [56] See below for precise definitions of both Q_{clover} and $Q_{overlap}$.