

On the phase structure of QCD with Wilson fermions*

S. Aoki

*Institute of Physics, University of Tsukuba,
Tsukuba, Ibaraki-305, Japan***Abstract**

The phase structure of lattice QCD with Wilson fermions is discussed. Analytic and numerical evidences are given for the spontaneous breaking of parity and flavor symmetry, which naturally explains the existence of the massless pion at the critical hopping parameter K_c without recourse to the chiral symmetry absent in the Wilson fermion formulation. New numerical evidences are also presented for the multiple structure of the critical lines in the weak coupling region. A connection between the phase structure and the finite temperature phase transition is briefly mentioned.

*talk presented at “QCD on massively parallel computers” held at Yamagata, Japan, on March 16-18, 1995.

1 Introduction

Elucidating the nature of chiral transition separating the high-temperature quark-gluon plasma phase from the low-temperature hadron phase has been one of the focal points of effort in recent numerical simulations of full lattice QCD including light dynamical quarks. Much of work in this direction has employed the Kogut-Susskind quark action since it retains a $U(1)$ subgroup of chiral symmetry. On the other hand, studies with the Wilson quark action are less well developed in spite of the effort over the years[1, 2, 3].

A main problem for studies with Wilson fermions originates from the presence of explicit chiral symmetry breaking in the action at non-zero lattice spacing, which is introduced to avoid the well-known species doubling problem. Clearly, before serious studies on the phase structure at finite temperature are initiated, more understanding on the effect of the explicit chiral symmetry breaking at zero temperature is necessary.

Let me consider a phase space of $\beta = 6/g^2$ and $K \equiv 1/2M = 1/(2m_q a + 8)$ at zero temperature, where g is the bare gauge coupling, m_q the bare quark mass, and a the lattice spacing. There is much evidence from analytical considerations and numerical simulations of hadron masses that the pion mass vanishes along a line $K = K_c(\beta)$, the critical line, which runs from $K_c(\beta = 0) = 1/4$ in the strong-coupling limit to $K_c(\beta = \infty) = 1/8$ in the weak-coupling limit. However the massless pion appeared on $K_c(\beta)$ can not be regarded as the Nambu-Goldstone boson of the spontaneous breaking of chiral symmetry since it is explicitly broken in the Wilson fermion formulation at non-zero lattice spacing.

Why does the massless pion appear then ? It has conventionally been explained as follows: The appearance of the massless pion on K_c may be an evidence that the tuning K effectively recovers the chiral symmetry, explicitly broken by the Wilson fermion formulation. Off course, this is NOT an explanation, since it does not tell why the massless pion appear on K_c . It also can not tell what happens beyond K_c .

Instead of the conventional explanation, a possible explanation was proposed some years ago, to explain the appearance of the massless pion[4], on the basis of new phase structure of lattice QCD with Wilson fermions. Later some analytic[5, 6] and numerical[7, 8, 9] evidences were given for the existence of the phase structure, but it is far from being completely established. In this report, after reviewing the previous accomplishment, more evidences are supplied to established the proposed phase structure.

2 Possible explanation

In this section we review the possible explanation for the massless pion appeared on K_c in the Wilson fermion formulation[4, 6]. Let me consider lattice QCD with a single flavor first. In the theory there exists one “ π meson”, corresponding to a pseudo-scalar operator $\pi(x, t) = \bar{\psi} i \gamma_5 \psi(x, t)$. At $K < K_c$ the correlation function of the operator for large t behaves such that

$$\sum_x \langle \pi(0, 0) \pi(x, t) \rangle \simeq Z \exp(-t/\xi) \quad (1)$$

where the correlation length ξ is related to the mass of the π meson as $\xi = 1/(m_\pi a)$. Since the correlation length diverges on K_c the correlation function for large t behaves at $K = K_c$ such that

$$\sum_x \langle \pi(0,0)\pi(x,t) \rangle \simeq Zt^{-\alpha} \quad (2)$$

with some exponent α . If we go beyond K_c ($K > K_c$), it is expected for large t that

$$\sum_x \langle \pi(0,0)\pi(x,t) \rangle \simeq V \langle \pi \rangle^2 + Z \exp(-t/\xi) \quad (3)$$

with $\langle \pi \rangle \neq 0$ where V is a space volume.

The above situation is summarized as follows. Since the massless π meson implies the divergent correlation length on K_c , the operator corresponding to the π meson has the long-range order at $K > K_c$ in such a way that $\langle \pi \rangle \neq 0$. This condensation spontaneously breaks the discrete parity at $K > K_c$ and the second order phase transition from the parity symmetric phase to the parity broken one occurs at $K = K_c$. Therefore the massless π meson can be interpreted as the divergent correlation length associated with this second order phase transition, not a Nambu-Goldstone boson.

According to the above interpretation we expect near K_c , $(m_\pi a)^2 \sim (K_c - K)^{2\nu} \propto (M - M_c)^{2\nu}$ with another critical exponent ν . If we regards the effective theory for the π meson as a four-dimensional scalar field theory, we can expect the phase transition to be mean-field like up to the logarithmic corrections and therefore $\nu = 1/2$, which reproduces well-known PCAC relation that $(m_\pi a)^2 \propto m_q a$ where a quark mass $m_q a \simeq M - M_c$.

Now we consider QCD with 2 flavors, where members of the pseudo-scalar mesons are $\pi^a = \bar{\psi} i \gamma_5 \tau^a \psi$ (non-singlet) and $\eta = \bar{\psi} i \gamma_5 \psi$ (singlet). Since the observed mass spectra of these mesons satisfy $m_\eta > m_\pi$, it is expected at $K = K_c$ that $m_\pi a = 0, m_\eta a \neq 0$. To satisfy this, there exists a phase transition at $K = K_c$, which implies the condensation such that $\langle \pi^3 \rangle \neq 0, \langle \eta \rangle = 0$ at $K > K_c$. The above condensation spontaneously breaks both parity and flavor symmetry. In this case the neutral π^0 meson corresponding to the π^3 operator is identified with the massless mode of this phase transition and becomes massless only at the transition point $K = K_c$. The charged π^\pm mesons corresponding to the linear combination of π^1 and π^2 operators are Nambu-Goldstone bosons associated with the flavor symmetry breaking: $m_{\pi^0} = m_{\pi^\pm}$ in the phase with $\langle \pi^3 \rangle = 0$ and $m_{\pi^\pm} = 0$ in the phase with $\langle \pi^3 \rangle \neq 0$. On the other hand the η meson stays massive for all K since $\langle \eta \rangle$ is always zero. This phase transition can naturally solve not only the problem of the massless pion but also the lattice U(1) problem[6].

One can rigorously prove that $\langle \eta \rangle = 0$ using *a la* Vafa-Witten theorem[10], while no such restriction can be applied to the operator π^3 , since the Wilson fermion determinant is shown to be real-positive for $N_f = 2$ even in the presence of the source term $iH \bar{\psi} \gamma_5 \tau^3 \psi$.

3 Evidences for the phase transition

3.1 Analytic results

In the strong coupling ($\beta = 0$) and large N_c limit we can analytically calculate the behavior of order parameter and meson masses[4, 5]:

$$\begin{aligned} \langle \bar{\psi} i \gamma_5 \psi \rangle &= 0 & M^2 > M_c^2 \\ \langle \bar{\psi} i \gamma_5 \psi \rangle &= \pm \frac{2}{16 - M^2} \sqrt{3(4 - M^2)} \times 4N_c & M^2 < M_c^2 \end{aligned}$$

where the critical point is given by $M_c = \pm 2(K_c = \pm 1/4)$ with $M = 1/2K$. In this limit there is no essential difference between $N_f = 1$ and $N_f = 2$. It was also shown that the π meson becomes massless on M_c [4, 5].

In the strong coupling and $1/N_c$ expansions the behavior of the order parameter is essentially the same for $N_f = 1$ case: $\langle \bar{\psi} i \gamma_5 \psi \rangle \neq 0$ at $M^2 < M_c^2(\beta)$, and the pion becomes massless on $M_c(\beta)$, which was calculated in the expansion of β [5, 6]. For $N_f = 2$ we obtain $\langle \bar{\psi} i \gamma_5 \tau^3 \psi \rangle \neq 0$ at $M^2 < M_c^2(\beta)$ while $\langle \bar{\psi} i \gamma_5 \psi \rangle = 0$ for all M , as expected[5, 6]. Meson spectrum also agrees with our expectation in the previous section.

3.2 Results from numerical simulations

To calculate quark propagators on a given configuration iterative methods such as Conjugate Gradient (CG) method are usually used to invert the lattice fermion matrix. For the case of the Wilson fermion, if K approaches K_c , the inversion becomes more and more difficult: a number of CG iteration rapidly increases. To overcome this difficulty and to calculate non-zero order parameter, we add an external field coupled to the order parameter and take $H \rightarrow 0$ limit after the average over configurations is taken.

Let me consider the quenched QCD first. If we add the external field $iH\bar{\psi}\gamma_5\psi$ to the Wilson fermion action, it is easy to show that

$$\text{Re}\langle \bar{\psi} i \gamma_5 \psi \rangle(U, H) = -\text{Re}\langle \bar{\psi} i \gamma_5 \psi \rangle(U, -H) \quad (4)$$

where $\langle O \rangle(U, H)$ means a value of an operator O on a given gauge configuration U and the external source H . If $H \rightarrow 0$ limit was non-singular, this would lead to $\text{Re}\langle \bar{\psi} i \gamma_5 \psi \rangle(U, 0) = 0$ before the average over gauge configurations. Therefore $\langle \bar{\psi} i \gamma_5 \psi \rangle(H = 0) = 0$ in the numerical simulation on a finite lattice, where the limit is always non-singular. However this does not mean $\langle \bar{\psi} i \gamma_5 \psi \rangle = 0$. Since, in the parity broken phase, $H \rightarrow 0$ limit is singular as the volume V goes to infinity one should take limits in the following order:

$$\lim_{H \rightarrow 0} [\lim_{V \rightarrow \infty} \langle \bar{\psi} i \gamma_5 \psi \rangle(H)]. \quad (5)$$

Since actual numerical simulations are always performed on finite volumes, one should extrapolate to $H = 0$ from non-zero H , not put $H = 0$ in the simulation, in order to obtain the correct value of $\langle \bar{\psi} i \gamma_5 \psi \rangle$ at $H = 0$ in the infinite volume limit.

This external source method has been applied to show that the parity breaking phase transition exists at $T = 0$, where T is temperature, using the quenched QCD simulation at $\beta = 5.0$ on a 4^4 lattice[7]. Such a phase transition disappears at $T > T_c$, where T_c is the critical temperature of the pure gauge theory, using the quenched QCD simulation at $\beta = 5.6, 5.8$ on a $8^3 \times 4$ lattice[8].

For the case of full QCD with 2 flavors, a term $iH\bar{\psi}i\gamma_5\tau^3\psi$ should be added. Even in the presence of the term the Wilson fermion determinant is still real-positive. Therefore the hybrid Monte Carlo method is applicable to this case. Again we have to keep H non-zero for simulations on a finite volume, in order to find the spontaneous breakdown of parity and flavor symmetry.

The hybrid Monte Carlo simulation has been performed for the full QCD with $N_f = 2$ at $\beta = 5.0$ on 4^4 , $4^2 \times 6^2$, and 6^4 lattices[9]. Although some evidence for the parity and flavor symmetry breaking phase transition was observed, $H \rightarrow 0$ extrapolation was too difficult to prove the existence of the phase transition without doubt. Lattice sizes used may be too small for this β .

Since the numerical evidence of the phase transition is established for the quenched case but is ambiguous for the case of the full QCD, we carry out new full QCD simulation with $N_f = 2$ at $\beta = 0$, where the analytic expressions for the order parameters are available for non-zero external field H . In Fig. 1, $\langle\bar{\psi}i\gamma_5\tau^3\psi\rangle$ is plotted as a function of M at $\beta = 0$ on a 4^4 lattice with $H = 0.05, 0.1, 0.2, 0.3$, together with the analytic expressions with the corresponding H in the strong coupling and large N_c limits. Since the agreement between the numerical data and the analytic predictions are very good, it can be established at least in the strong coupling limit that the parity and flavor symmetry breaking phase transition really occurs at $M = M_c = 2$ ($K = K_c = 1/4$) and $\langle\bar{\psi}i\gamma_5\tau^3\psi\rangle$ becomes non-zero in the $H \rightarrow 0$ extrapolation at $M < M_c$ ($K > K_c$). We have checked that the finite size effect to the order parameter is very small by comparing the data on a 4^4 lattice with the data on a 6^4 lattice or with the analytic expressions corresponding to the values in the infinite volume limit.

As a further check we have calculated susceptibilities χ_{55} , χ_{00} , and χ_{50} , which are defined by

$$\chi_{55} = \frac{1}{V} \langle [\sum_x \bar{\psi}i\gamma_5\tau^3\psi(x)]^2 \rangle \quad (6)$$

$$\chi_{00} = \frac{1}{V} \langle [\sum_x \bar{\psi}\psi(x)]^2 \rangle \quad (7)$$

$$\chi_{50} = \frac{1}{V} \langle [\sum_x \bar{\psi}i\gamma_5\tau^3\psi(x)] \times [\sum_y \bar{\psi}\psi(y)] \rangle, \quad (8)$$

both analytically and numerically. For example, χ_{55} is plotted in Fig. 2. The agreement between them are reasonably good, except some deviations are observed deep in the broken phase. Therefore, the result for the susceptibilities also support our conclusion about the existence of the phase transition.

If we consider the above result from the opposite side it can be said that the success of our analytic calculations, except the deviation in the susceptibilities deep

in the broken phase, establishes the validity of the strong coupling and large N_c expansions near the limits. Furthermore, since the expansions predict the existence of the phase transition, we can conclude that the parity and flavor symmetry breaking is shown to exist in the strong coupling region.

Finally let me comment on the deviations in the susceptibilities observed deep in the broken phase. We think that the deviations are caused by the massless Nambu-Goldstone charged pions appeared in the broken phase, whose effect to the susceptibilities can not be included in the analytic calculation of the large N_c limit. We expect the agreement will become better if we include the effect in our analytic expressions.

4 Phase structure in the weak coupling region

In the previous section we have established the phase structure in the strong coupling region. There are two critical lines $M_c(\beta)$ and $-M_c(\beta)$ in $\beta - M$ plane, which separate the broken phase from the symmetric phases: $\langle \bar{\psi} i \gamma_5 \tau^3 \psi \rangle \neq 0$ at $-M_c(\beta) < M < M_c(\beta)$ and $\langle \bar{\psi} i \gamma_5 \tau^3 \psi \rangle = 0$ at $M < -M_c(\beta)$ or $M_c(\beta) < M$. In this section we investigate how this phase structure will be modified in the weak coupling region.

In Fig. 3 we propose the expected phase structure of lattice QCD with 2 flavor Wilson fermions in the $\beta - M$ plane. At $\beta < \beta_w$ there are only two critical lines, while there are ten critical lines at $\beta > \beta_w$ and 5 points where two lines meet at $\beta = \infty$. Each point corresponds to one continuum limit, whose low energy spectra are composed of a part of sixteen zero modes of the lattice fermion: one mode near $p = (0, 0, 0, 0)$ appears at $M = 4$, four modes near $p = (\pi, 0, 0, 0)$ and its permutation at $M = 2$, six modes near $p = (\pi, \pi, 0, 0)$ and its permutation at $M = 0$, four modes near $p = (\pi, \pi, \pi, 0)$ its permutation at $M = -2$, and one mode near $p = (\pi, \pi, \pi, \pi)$ at $M = -4$. Note that the phase diagram is shown to be symmetric under $M \rightarrow -M$ transformation. It is also noted that the width of the broken phase in the weak coupling should behave like $C(g^2) \exp[-B/g^2]$ where B is some constant and $C(g^2)$ is some regular function of g^2 , since the appearance of the width has not been detected by the usual perturbative expansion, and therefore should be non-perturbative.

There are several evidences for the existence of the multiple critical lines in the weak coupling region. First of all, the phase structure similar to Fig. 3 has been found for the Gross-Neveu model in 2 dimensions in the large N limit, regulated on the lattice using Wilson fermions[4, 6, 11]. The existence of the multiple structure of the critical line has been also suggested from studies of eigen-value spectra of the Wilson fermion matrix on quenched configurations[12] and full QCD configurations[13].

To establish the multiple structure of the critical lines we have performed new simulation using quenched configurations *without* adding the external field $iH\bar{\psi}\gamma_5\psi$. We first monitored the quantity so-called ‘‘pion norm’’ : $\frac{1}{V} \langle [\sum_x \bar{\psi} i \gamma_5 \psi(x)]^2 \rangle$. This quantity becomes very large in the broken phase, due to the contribution from zero modes of the Wilson fermion matrix. Although some signals for the multiple structure of the broken phases are observed in this quantity, more clear indicator for the

multiple structure of the broken phases is found to be the number of the CG iteration necessary to invert the Wilson fermion matrix. This quantity becomes very large and is proportional to the volume in the presence of zero modes of the Wilson fermion matrix, which are expected to exist in the broken phase. We have plotted the number of CG iterations as a function of M at $\beta = 5.0, 5.5, 5.6, 5.7$ on 6^4 lattices in Fig.4, and at $\beta = 5.8, 5.9, 6.0$ on 12^4 lattices in Fig.5. The multiple structure of the broken phase is clearly observed at $\beta \geq 5.6$.

Finally we calculate again the order parameter $\langle \bar{\psi}i\gamma_5\psi \rangle$ with small non-zero external field, $H = 0.01$, in the weak coupling region ($\beta = 5.9$). As seen from Fig. 6, the multiple structure of the broken phases is again observed

5 Conclusion and further investigations

The phase transition which causes or is caused by the massless pion appeared in lattice QCD with the Wilson fermion formulation seems to exist at $K = K_c$. In the strong coupling region at $K > K_c$ it is established that $\langle \bar{\psi}i\gamma_5\psi \rangle \neq 0$ for the quenched QCD and $\langle \bar{\psi}i\gamma_5\tau^3\psi \rangle \neq 0$ for the 2 flavor full QCD. The evidence of the multiple structure of the critical lines are also given in the weak coupling region in the case of the quenched QCD.

As mentioned in the introduction, it is very important to study the phase structure of lattice QCD at finite temperature. In the case of the Wilson fermion formulation one should understand, based on the finding of this report, the relation between the critical line discussed in this report and the finite temperature phase transition line. Recently such an investigation has been carried out[14] for the 2 flavor QCD. The study concludes that the critical line of the massless pion at finite temperature forms a cusp at finite gauge coupling, and that the line of thermal transition runs past the tip of the cusp without touching the critical line. The detail can be found in ref. [14].

Acknowledgements

The part of this work has been completed in collaboration with A. Ukawa and T. Umemura. Numerical calculations for the present work have been carried out at Center for Computational Physics, at University of Tsukuba. This work is supported in part by the Grants-in-Aid of the Ministry of Education(Nos. 04NP0701, 06740199).

References

- [1] M. Fukugita, S. Ohta and A. Ukawa, Phys. Rev. Lett. **57** (1986) 1974; A. Ukawa, Nucl. Phys. **B**(Proc. Suppl.)**17** (1990) 463. See also, R. Gupta *et al.*, Phys. Rev. **D40** (1989) 2072; K. M. Bitar *et al.*, Phys. Rev. **D43** (1991) 2396.
- [2] Y. Iwasaki *et al.*, Phys. Rev. Lett. **67** (1991) 1491, **69** (1992) 21; Nucl. Phys. **B**(Proc. Suppl.)**30** (1993) 327, **34** (1994) 314; preprint UTHEP-300, 304 (1995).

- [3] C. Bernard *et al.*, Phys. Rev. D**46** (1992) 4741, **49** (1994) 3574, **50** (1994) 3377.
- [4] S. Aoki, Phys. Rev. D**30** (1984) 2653.
- [5] S. Aoki, Phys. Rev. D**33** (1986) 2399; D**34** (1986) 3170.
- [6] S. Aoki, Phys. Rev. Lett. **57** (1986) 3136; Nucl. Phys. B**314** (1989) 79.
- [7] S. Aoki and A. Gocksch, Phys. Lett. B**231** (1989) 449.
- [8] S. Aoki and A. Gocksch, Phys. Lett. B**243** (1990) 1092.
- [9] S. Aoki and A. Gocksch, Phys. Rev. D**45** (1990) 3845.
- [10] C. Vafa and E. Witten, Phys. Rev. Lett. **53** (1984) 535.
- [11] T. Eguchi and R. Nakayama, Phys. Lett. B**126** (1983) 89.
- [12] R. Setdoodeh, C.T.H. Davies, I.M. Barbour, Phys. Lett. B**213** (1988) 195.
- [13] I.M. Barbour, E. Laermann, Th. Lippert, K. Schilling, Phys. Rev. D**46** (1992) 3618.
- [14] S. Aoki, A. Ukawa and T. Umemura, “Finite temperature phase structure of lattice QCD with Wilson Quark Action”, preprint UTHEP-313.

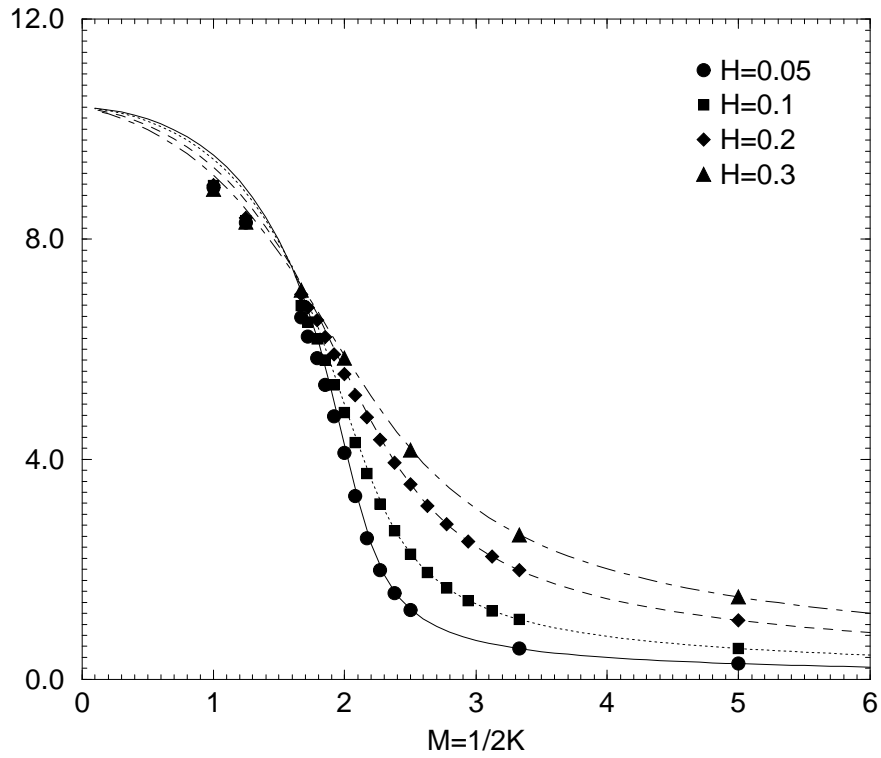


Figure 1: $\langle \bar{\psi} i \gamma_5 \psi \tau^3 \psi \rangle$ as a function of M at $\beta = 0$ on a 4^4 lattice with $H = 0.05, 0.1, 0.2, 0.3$. The lines are analytical prediction obtained at $\beta = 0$ in the large N_c limit with the corresponding H .

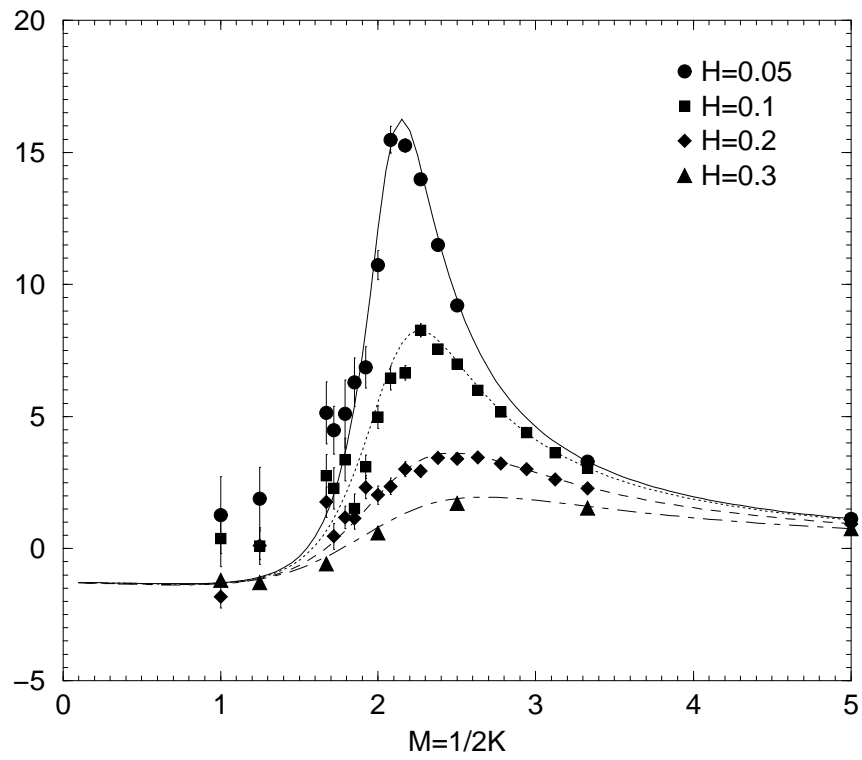


Figure 2: Susceptibility χ_{55} as a function of M at $\beta = 0$ on a 4^4 lattice with $H = 0.05, 0.1, 0.2, 0.3$. The lines are analytical prediction obtained at $\beta = 0$ in the large N_c limit with the corresponding H .

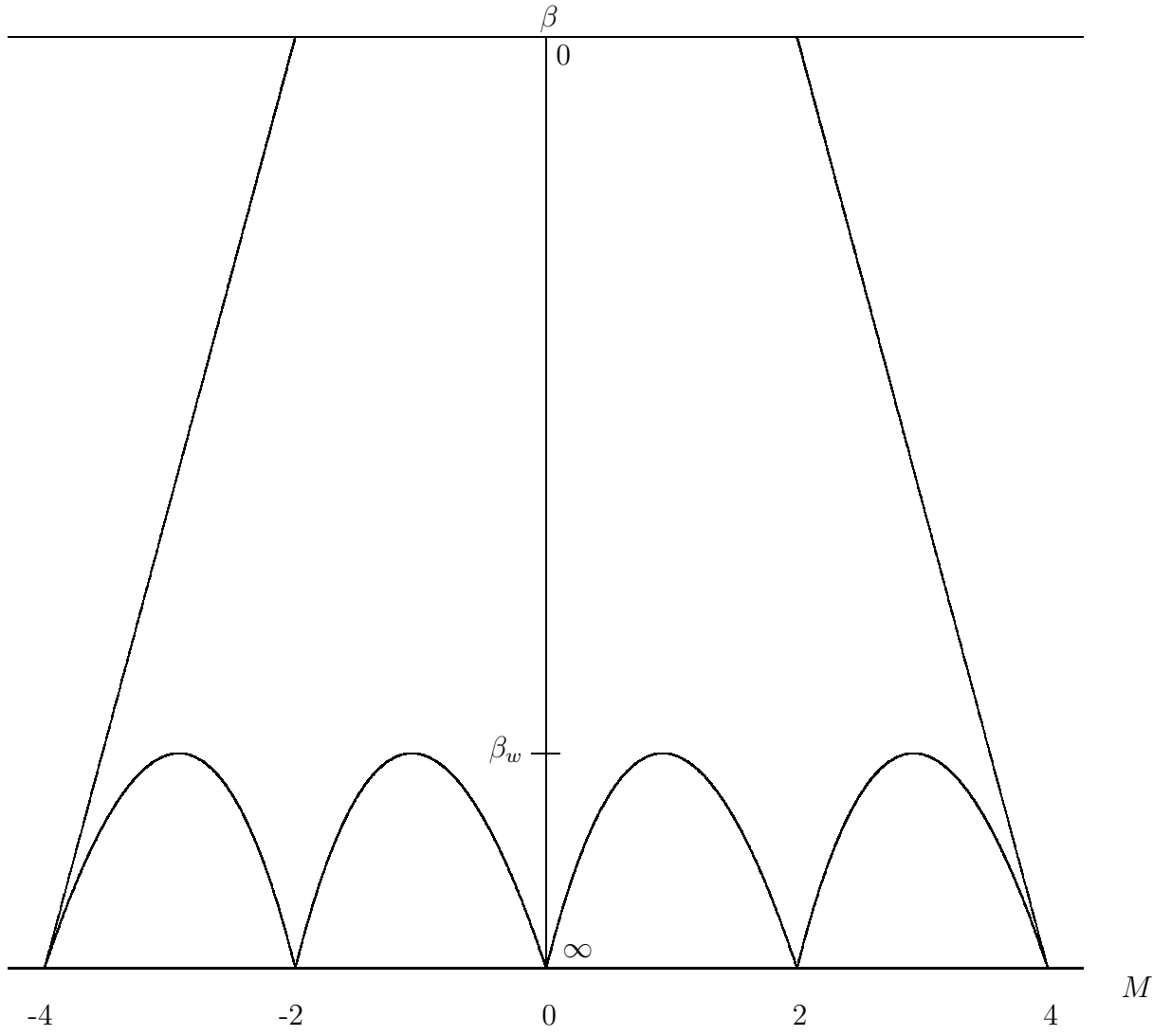


Figure 3: The expected phase structure of lattice QCD with Wilson fermion in β - M plane.

of CG iterations vs. M

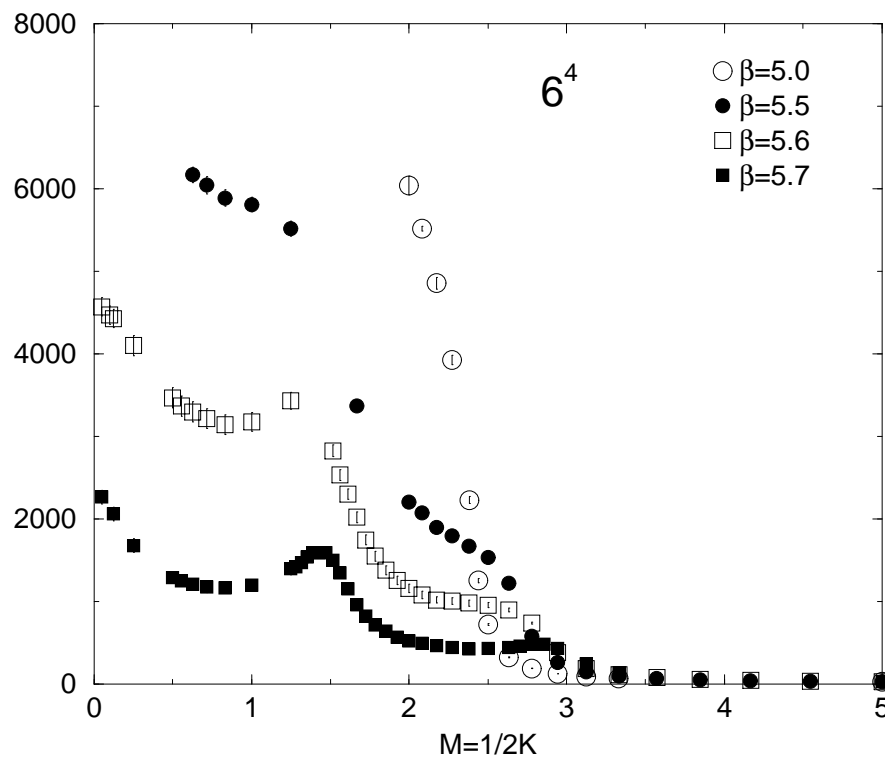


Figure 4: The number of CG iterations as a function of M at $\beta = 5.0, 5.5, 5.6$ and 5.7 on 6^4 lattices.

of CG iterations vs. M

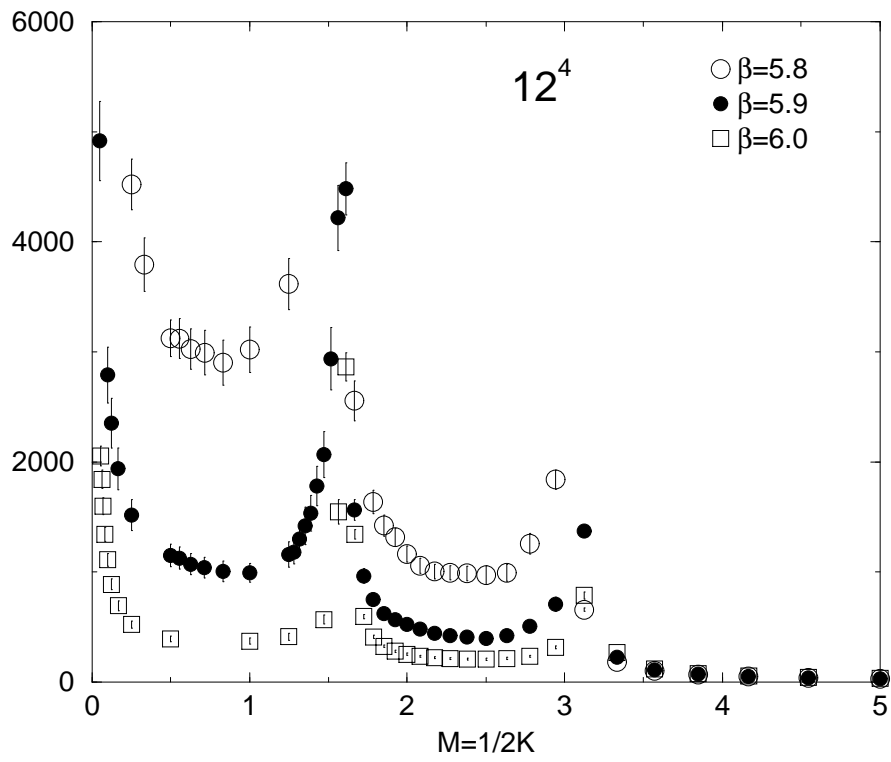


Figure 5: The number of CG iterations as a function of M at $\beta = 5.8, 5.9$ and 6.0 on 12^4 lattices.

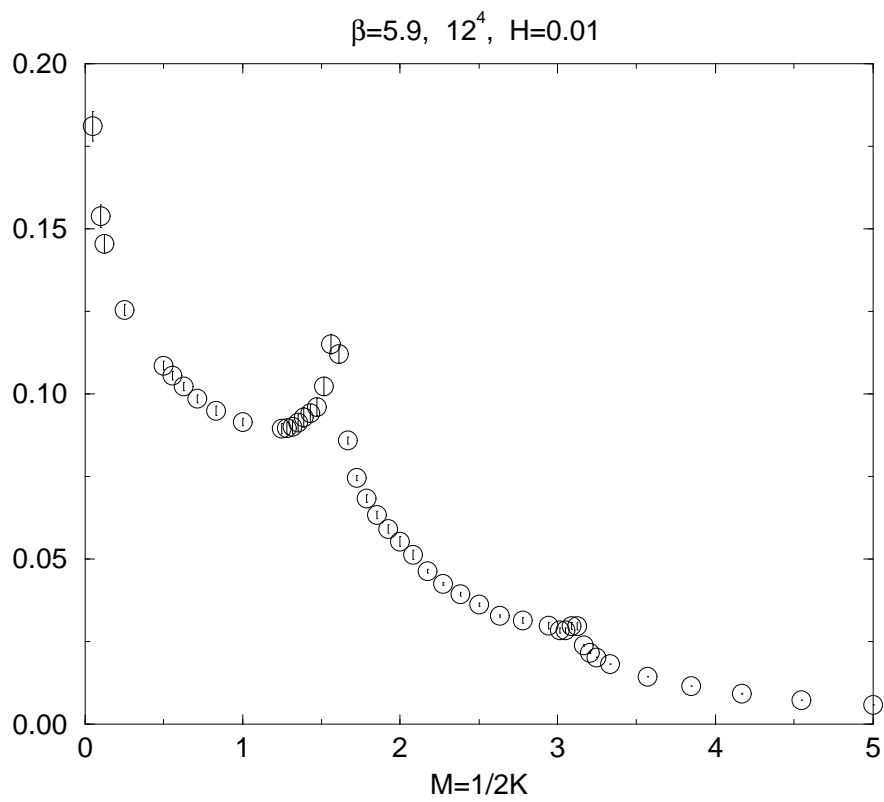


Figure 6: $\langle \bar{\psi} i \gamma_5 \psi \rangle$ as a function of M at $\beta = 5.9$ on a 12^4 lattice with $H = 0.01$.