

Comparison between theoretical four-loop predictions and Monte Carlo calculations in the two-dimensional N -vector model for $N = 3, 4, 8$

Sergio Caracciolo^{a,*}, Robert G. Edwards^b, Tereza Mendes^c, Andrea Pelissetto^d and Alan D. Sokal^c

^aDipartimento di Fisica and INFN, Università degli Studi di Lecce, Lecce 73100, ITALIA

^bSCRI, Florida State University, Tallahassee, FL 32306 USA

^cDepartment of Physics, New York University, 4 Washington Place, New York, NY 10003 USA

^dDipartimento di Fisica and INFN, Università degli Studi di Pisa, Pisa 56100, ITALIA

We have computed the four-loop contribution to the beta-function and to the anomalous dimension of the field for the two-dimensional lattice N -vector model. This allows the determination of the second perturbative correction to various long-distance quantities like the correlation lengths and the susceptibilities. We compare these predictions with new Monte Carlo data for $N = 3, 4, 8$. From these data we also extract the values of various universal nonperturbative constants, which we compare with the predictions of the $1/N$ expansion.

The N -vector model describes configurations of classical spins taking values on the unit sphere $S^{N-1} \subset \mathbb{R}^N$. We consider here the standard nearest-neighbor action

$$\mathcal{H}(\boldsymbol{\sigma}) = -\beta \sum_{\langle xy \rangle} \boldsymbol{\sigma}_x \cdot \boldsymbol{\sigma}_y . \quad (1)$$

The perturbative renormalization group predicts that when $\beta \nearrow \infty$, the (infinite-volume) long-distance quantities of lattice theory should give the same results as the continuum theory in the $\overline{\text{MS}}$ normalization, provided that one rescales lengths by the factor

$$\Lambda = e^{-2\pi\beta/(N-2)} \left(\frac{2\pi\beta}{N-2} \right)^{\frac{1}{N-2}} 2^{5/2} e^{\frac{\pi}{2(N-2)}} . \quad (2)$$

For the isovector and isotensor two-point functions

$$G_V(x, y) = \langle \boldsymbol{\sigma}_x \cdot \boldsymbol{\sigma}_y \rangle \quad (3)$$

$$G_T(x, y) = \langle (\boldsymbol{\sigma}_x \cdot \boldsymbol{\sigma}_y)^2 \rangle - \frac{1}{N} \quad (4)$$

we shall consider the RG predictions for the correlation lengths

$$\xi_{\#}(\beta) = \tilde{C}_{\xi_{\#}} \Lambda^{-1} \left[1 + \sum_{i=1}^{\infty} \frac{a_i}{\beta^i} \right] \quad (5)$$

*Speaker at the conference.

and the susceptibilities

$$\chi_V(\beta) = \tilde{C}_{\chi_V} \Lambda^{-2} \left(\frac{2\pi\beta}{N-2} \right)^{-\frac{N-1}{N-2}} \left[1 + \sum_{i=1}^{\infty} \frac{b_i}{\beta^i} \right] \quad (6)$$

$$\chi_T(\beta) = \tilde{C}_{\chi_T} \Lambda^{-2} \left(\frac{2\pi\beta}{N-2} \right)^{-\frac{2N}{N-2}} \left[1 + \sum_{i=1}^{\infty} \frac{d_i}{\beta^i} \right] \quad (7)$$

Here the constants $\tilde{C}_{\#}$ are *universal* but non-perturbative, while the coefficients a_i , b_i and d_i can be determined at the $(i+2)$ -th order of the perturbative expansion. There is a prediction [1] for the exponential correlation length (= inverse mass gap) in the isovector channel:

$$\tilde{C}_{\xi_V^{(exp)}} = \left(\frac{e}{8} \right)^{1/(N-2)} \Gamma \left(1 + \frac{1}{N-2} \right) . \quad (8)$$

As the model should not have bound states, in the isotensor channel one expects

$$\tilde{C}_{\xi_T^{(exp)}} = \frac{1}{2} \tilde{C}_{\xi_V^{(exp)}} . \quad (9)$$

The constants related to the second-moment correlation lengths and the susceptibilities are known analytically only in the large- N expansion,

namely, through order $1/N$ both in the isovector [2] and isotensor [3] sectors. In particular,

$$\frac{\tilde{C}_{\xi_V^{(2)}}}{\tilde{C}_{\xi_V^{(exp)}}} = 1 - \frac{0.003225}{N} + O(1/N^2), \quad (10)$$

so that even for $N = 3$ this ratio differs only marginally from 1 (in good agreement with Monte Carlo simulations [4]).

We can also try an *improved expansion parameter* [5,6] based on the isovector energy $E_V = \langle \boldsymbol{\sigma}_{0,0} \cdot \boldsymbol{\sigma}_{1,0} \rangle$: we define

$$\beta_{eff} \equiv \frac{N-1}{4(1-E_V)} = \beta + O(1). \quad (11)$$

This β_{eff} has the property that at $N \nearrow \infty$ with $\tilde{\beta} \equiv \beta/N$ fixed, there are only exponentially small corrections to the two-loop predictions for correlation lengths and susceptibilities.

A precise confirmation from Monte Carlo simulations of (5) *with the correct nonperturbative constant* (8)/(10) would be good evidence in favor of the conventional asymptotic-freedom picture [7], which has been criticized [8]. At the last Lattice conference [9] we presented data for the case $N = 3$ at infinite-volume correlation lengths ξ_∞ up to $\approx 10^5$ [10], obtained by using finite-size-scaling extrapolation at fixed β [11]. The discrepancy of these data from the three-loop predictions [12,6] was already quite small ($\sim 4\%$), and in the “improved expansion parameter” the agreement was even better. For this reason we considered it worthwhile to compute the next-order perturbative correction, in order to see whether the remaining discrepancy — which is nevertheless larger than the estimated statistical error — can be removed. We therefore computed the four-loop contributions to the beta-function and the anomalous dimension of the field for the lattice model (1); from these we derived the $1/\beta^2$ corrections to the correlation lengths and the general spin- n susceptibility [13]. For example, we have

$$a_2 = \frac{0.0688 - 0.0028N + 0.0107N^2 - 0.0129N^3}{(N-2)^2}. \quad (12)$$

In Figure 1 we plot $\xi_{\infty,estimate}^{(2)}$ divided by the two-loop, three-loop and four-loop predictions

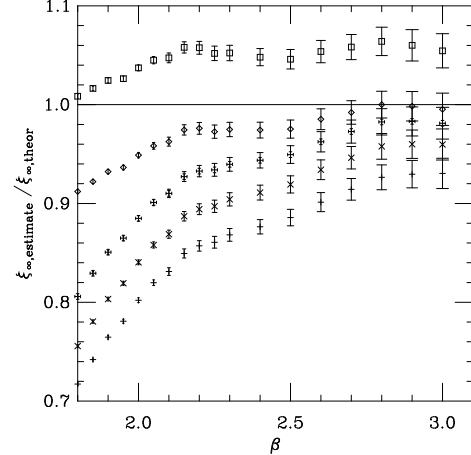


Figure 1. $\xi_{\infty,estimate}^{(2)}/\xi_{\infty,theor}^{(2)}$ versus β for the $O(3)$ model. Error bars are one standard deviation (statistical error only). There are five versions of $\xi_{\infty,theor}^{(2)}$: standard perturbation theory in $1/\beta$ gives points + (2-loop), \times (3-loop) and \boxplus (4-loop); “improved” perturbation theory in $1/\beta_{eff}$ gives points \square (2-loop) and \diamond (3-loop).

(points +, \times and \boxplus) or by the “improved” two-loop and three-loop predictions (points \square and \diamond). The four-loop truncation of (5) is now fully compatible with our last extrapolated point. It falls roughly halfway between the three-loop truncations in $1/\beta$ and $1/\beta_{eff}$.

A similar result is obtained for $N = 4$, where the central estimate of our last point (which is at the rather small correlation length $\xi_\infty \approx 155$) differs from the theoretical four-loop prediction by only 4–5%; and for $N = 8$ [14], where the central estimate of our last point (which is at $\xi_\infty \approx 650$) shows an extremely good agreement (better than 1%).

We have also tried to take into account higher-loop corrections by using information from the $1/N$ -expansion. Let

$$a_n^{(1/N)}(N) = N^{n-1} \bar{a}_n \quad (13)$$

be the leading contribution to a_n in the limit $N \nearrow \infty$. We computed \bar{a}_n up to $n = 8$ [13]. How good is the approximation in which only such a term is retained? We can compare with the known

coefficients a_1 and a_2 . For $N = 4$, we have

$$\frac{a_1(4)}{a_1^{(1/N)}(4)} = 3.73; \quad \frac{a_2(4)}{a_2^{(1/N)}(4)} = 2.88; \quad (14)$$

while for $N = 8$, we have

$$\frac{a_1(8)}{a_1^{(1/N)}(8)} = 1.91; \quad \frac{a_2(8)}{a_2^{(1/N)}(8)} = 1.58. \quad (15)$$

The convergence seems slow; indeed, only at $N \gtrsim 50$ are the first two coefficients correct to within 10%. Let us now define k_n by

$$a_n(8) = k_n 8^{n-1} \bar{a}_n. \quad (16)$$

Already at $\beta = 5.80$ ($\xi_\infty \approx 33$) the Monte Carlo value [14,15] is in good agreement with the theoretical predictions. Indeed we get

$$\frac{\xi_{MC}}{\xi_{th}^{8-loop}} = \begin{cases} 0.998 & \text{when } k_n = 1 \forall n \\ 1.001 & \text{when } k_n = 2 \forall n \end{cases} \quad (17)$$

with a statistical error of ± 0.002 . For larger values of β this ratio remains roughly constant, although the error bars grow. We can thus claim a nice control of (5) for $N = 8$.

Having verified (5), we can now extract from the Monte Carlo data a numerical evaluation of the nonperturbative universal constants $\tilde{C}_\#$. For the limiting ratio $\xi_V^{(2)}/\xi_T^{(2)}$ we have the numerical results 3.51 for $N = 3$, 3.14 for $N = 4$, and 2.77 for $N = 8$, with error bars less than ± 0.01 , which can be compared with the $1/N$ -expansion prediction [3]

$$\frac{\tilde{C}_{\xi_V^{(2)}}}{\tilde{C}_{\xi_T^{(2)}}} = \sqrt{6} \left[1 + \frac{1.1999}{N} + \dots \right] \quad (18)$$

$$\approx \begin{cases} 3.43 & \text{for } N = 3 \\ 3.18 & \text{for } N = 4 \\ 2.82 & \text{for } N = 8 \end{cases} \quad (19)$$

To extrapolate the asymptotic value of the isovector susceptibility, we found it convenient to study the dimensionless ratio

$$\frac{\chi_V}{(\xi_V^{(2)})^2} = \frac{\tilde{C}_{\chi_V}}{\tilde{C}_{\xi_V^{(2)}}^2} \left(\frac{2\pi\beta}{N-2} \right)^{-\frac{N-1}{N-2}} \left[1 + \sum_{i=1}^{\infty} \frac{c_i}{\beta^i} \right] \quad (20)$$

because our knowledge of the lattice beta and gamma functions at four loops allows the determination of the first *three* coefficients c_i [6,13]. We

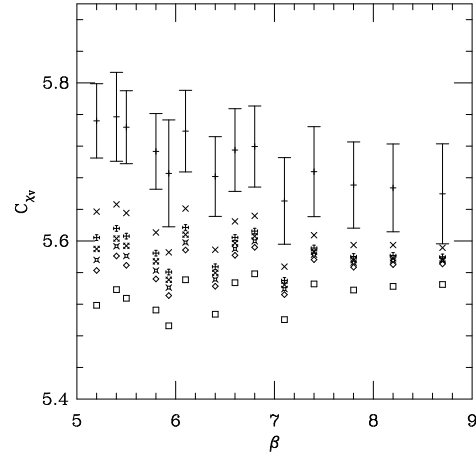


Figure 2. Estimate of \tilde{C}_{χ_V} [from (20)/(8)/(10)] versus β for the $O(8)$ model. Error bars (one standard deviation, statistical error only) shown for clarity only on one set of points. There are seven versions of $\chi_V/(\xi_V^{(2)})^2$: standard perturbation theory in $1/\beta$ gives points + (leading), \times (with c_1), \oplus ($c_{1,2}$) and \otimes ($c_{1,2,3}$); “improved” perturbation theory in $1/\beta_{eff}$ gives points \square (leading), \diamond (c'_1) and \square ($c'_{1,2}$).

then use the exact formula (8)/(10) to estimate \tilde{C}_{χ_V} : see Figure 2 for $N = 8$. We find

$$\tilde{C}_{\chi_V} = \begin{cases} 10.8 \pm 0.8 & \text{for } N = 3 \\ 5.9 \pm 0.1 & \text{for } N = 4 \\ 5.6 \pm 0.1 & \text{for } N = 8 \end{cases} \quad (21)$$

which can be compared with the $1/N$ -expansion [2]

$$\begin{aligned} \tilde{C}_{\chi_V} &= 2\pi \left[1 + \frac{4 + 3\gamma_C - 3\gamma_E - 7 \log 2}{N} \right] \quad (22) \\ &\approx \begin{cases} 3.67 & \text{for } N = 3 \\ 4.32 & \text{for } N = 4 \\ 5.30 & \text{for } N = 8 \end{cases} \quad (23) \end{aligned}$$

where γ_E is Euler’s constant and

$$\gamma_C = \log \frac{\Gamma(1/3)\Gamma(7/6)}{\Gamma(2/3)\Gamma(5/6)}. \quad (24)$$

Clearly the $O(1/N^2)$ corrections are significant! We have made the *wild guess* that the exact ex-

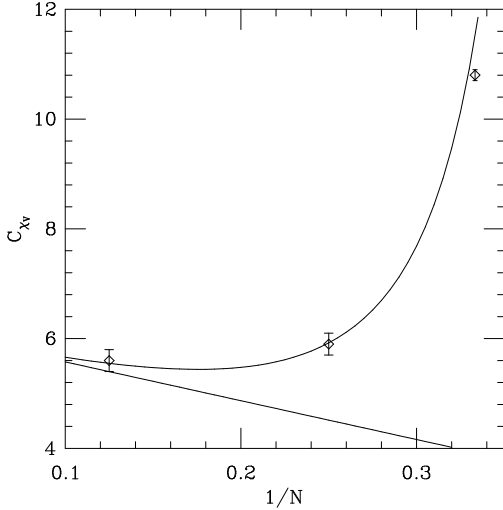


Figure 3. \tilde{C}_{χ_V} versus $1/N$. The straight line is the $1/N$ -prediction (22), while the curve is the wild guess (25); the points \diamond are our Monte Carlo estimates.

pression for \tilde{C}_{χ_V} is

$$\tilde{C}_{\chi_V} = 2\pi \left(\frac{e^{4+3\gamma_C}}{128} \right)^{\frac{1}{N-2}} \Gamma^3 \left(1 + \frac{1}{N-2} \right), \quad (25)$$

in analogy with (8). In Figure 3 we compare our Monte Carlo results with the $1/N$ -prediction (22) and the wild guess (25). The result for $N = 3$ is close to the guessed formula but outside the statistical errors, while the values for $N = 4, 8$ follow the Ansatz nicely. It would be interesting to test (25) by computing the $O(1/N^2)$ term in (22).

The agreement with the $1/N$ -expansion is much poorer for the isotensor susceptibility: our Monte Carlo data yield

$$\tilde{C}_{\chi_T} = \begin{cases} 1200 \pm 100 & \text{for } N = 3 \\ 23 \pm 2 & \text{for } N = 4 \\ 4.7 \pm 0.2 & \text{for } N = 8 \end{cases} \quad (26)$$

compared to the $1/N$ -expansion result [3]

$$\tilde{C}_{\chi_T} = \pi \left[1 - \frac{0.0296}{N} + \dots \right]. \quad (27)$$

Clearly the $O(1/N^2)$ and higher corrections must have a *drastic* effect for $N \lesssim 20$.

The authors' research was supported by CNR, INFN, DOE contracts DE-FG05-85ER250000 and DE-FG05-92ER40742, NSF grant DMS-9200719, and NATO CRG 910251.

REFERENCES

1. P. Hasenfratz, M. Maggiore and F. Niedermayer, Phys. Lett. **B245** (1990) 522; P. Hasenfratz and F. Niedermayer, Phys. Lett. **B245** (1990) 529.
2. H. Flyvbjerg, Nucl. Phys. **B348** (1991) 714; P. Biscari, M. Campostrini and P. Rossi, Phys. Lett. **B242** (1990) 225.
3. S. Caracciolo and A. Pelissetto, in preparation.
4. S. Meyer, private communication.
5. G. Martinelli, G. Parisi and R. Petronzio, Phys. Lett. **B100** (1981) 485; S. Samuel, O. Martin and K. Moriarty, Phys. Lett. **B153** (1985) 87; G.P. Lepage and P.B. Mackenzie, Phys. Rev. **D48** (1993) 2250.
6. S. Caracciolo and A. Pelissetto, Nucl. Phys. **B420** (1994) 141.
7. A.M. Polyakov, Phys. Lett. **B59** (1975) 79; E. Brézin and J. Zinn-Justin, Phys. Rev. **B14** (1976) 3110; W.A. Bardeen, B.W. Lee and R.E. Shrock, Phys. Rev. **D14** (1976) 985.
8. A. Patrascioiu and E. Seiler, Max-Planck-Institut preprint MPI-Ph/91-88 (1991); Nucl. Phys. B (Proc. Suppl.) **30** (1993) 184.
9. S. Caracciolo, R.G. Edwards, A. Pelissetto and A.D. Sokal, Nucl. Phys. B (Proc. Suppl.) **42** (1995) 752.
10. S. Caracciolo, R.G. Edwards, A. Pelissetto and A.D. Sokal, Phys. Rev. Lett. **75** (1995) 1891; and in preparation.
11. S. Caracciolo, R.G. Edwards, S.J. Ferreira, A. Pelissetto and A.D. Sokal, Phys. Rev. Lett. **74** (1995) 2969.
12. M. Falcioni and A. Treves, Nucl. Phys. **B265** (1986) 671.
13. S. Caracciolo and A. Pelissetto, University of Pisa preprint IFUP-TH 28/95, Nucl. Phys. B (to appear).
14. Talk by Tereza Mendes at this conference.
15. U. Wolff, Phys. Lett. **B248** (1990) 335.