

Strong Coupling Constant from Scaling Violations in Fragmentation Functions

B.A. KNIEHL,¹ G. KRAMER,¹ B. PÖTTER²

¹ II. Institut für Theoretische Physik, Universität Hamburg,
Luruper Chaussee 149, 22761 Hamburg, Germany

² Max-Planck-Institut für Physik (Werner-Heisenberg-Institut),
Föhringer Ring 6, 80805 Munich, Germany

October 30, 2018

Abstract

We present a new determination of the strong coupling constant α_s through the scaling violations in the fragmentation functions for charged pions, charged kaons, and protons. In our fit we include the latest e^+e^- annihilation data from CERN LEP1 and SLAC SLC on the Z -boson resonance and older, yet very precise data from SLAC PEP at center-of-mass energy $\sqrt{s} = 29$ GeV. A new world average of α_s is given.

PACS numbers: 13.65.+i, 13.85.Ni, 13.87.Fh

The strong force acting between hadrons is one of the four fundamental forces of nature. It is now commonly believed that the strong interactions are correctly described by quantum chromodynamics (QCD), the SU(3) gauge field theory which contains colored quarks and gluons as elementary particles. The strong coupling constant $\alpha_s^{(n_f)}(\mu) = g_s^2/(4\pi)$, where g_s is the QCD gauge coupling, is a basic parameter of the standard model of elementary particle physics; its value $\alpha_s^{(5)}(M_Z)$ at the Z -boson mass scale is listed among the constants of nature in the Review of Particle Physics [1]. Here, μ is the renormalization scale, and n_f is the number of active quark flavors, with mass $m_q \ll \mu$. The formulation of $\alpha_s^{(n_f)}(\mu)$ in the modified minimal-subtraction ($\overline{\text{MS}}$) scheme, with four-loop evolution and three-loop matching at the flavor thresholds, is described in Ref. [2].

There are a number of processes in which $\alpha_s^{(5)}(M_Z)$ can be measured (see Refs. [1,3], for recent reviews). A reliable method to determine $\alpha_s^{(5)}(M_Z)$ is through the extraction of the fragmentation functions (FF's) in the annihilation process

$$e^+e^- \rightarrow (\gamma, Z) \rightarrow h + X, \quad (1)$$

which describes the inclusive production of a single charged hadron, h . Here, h may either refer to a specific charged-hadron species, such as π^\pm , K^\pm , or p/\bar{p} , or to the sum of all charged hadrons. The partonic cross sections pertinent to process (1) can entirely be calculated in perturbative QCD with no additional input, except for α_s . They are known at next-to-leading order (NLO) [4] and even at next-to-next-to-leading order [5]. The subsequent transition of the partons into hadrons takes place at an energy scale of the order of 1 GeV and can, therefore, not be treated in perturbation theory. Instead, the hadronization of the partons is described by FF's $D_a^h(x, Q^2)$. Their values correspond to the probability that the parton a , which is produced at short distance, of order $1/Q$, fragments into the hadron h carrying the fraction x of the momentum of a . In the case of process (1), Q is typically of the order of the center-of-mass (CM) energy \sqrt{s} . Given their x dependence at some scale Q_0 , the evolution of the FF's with Q may be computed perturbatively from the timelike Altarelli-Parisi equations [6], which are presently known through NLO [7]. This method to determine $\alpha_s^{(5)}(M_Z)$ is particularly clean in the sense that, unlike other methods, it is not plagued by uncertainties associated with hadronization corrections, jet algorithms, parton density functions (PDF's), *etc.* We recall that, similarly to the scaling violations in the PDF's, perturbative QCD only predicts the Q^2 dependence of the FF's. Therefore, measurements at different CM energies are needed in order to extract values of $\alpha_s^{(5)}(M_Z)$. Furthermore, since the Q^2 evolution mixes the quark and gluon FF's, it is essential to determine all FF's individually.

In 1994/95, two of us, together with Binnewies, extracted π^\pm and K^\pm FF's through fits to PEP and partially preliminary LEP1 data and thus determined $\alpha_s^{(5)}(M_Z)$ to be 0.118 (0.122) at NLO (LO) [8] (BKK). However, these analyses suffered from the lack of specific data on the fragmentation of tagged quarks and gluons to π^\pm , K^\pm , and p/\bar{p} hadrons. This drawback has been cured in 1998 by the advent of a wealth of new data from the LEP1 and SLC experiments [9,10,11,12,13]. The data partly come as light-, c -, and b -quark-enriched samples with identified final-state hadrons (π^\pm, K^\pm , and p/\bar{p}) [9,10,11] or as gluon-tagged

three-jet samples without hadron identification [12,13]. This new situation motivates us to update, refine, and extend the BKK analysis [8] by generating new LO and NLO sets of π^\pm , K^\pm , and p/\bar{p} FF's. By also including in our fits π^\pm , K^\pm , and p/\bar{p} data (without flavor separation) from PEP [14], with CM energy $\sqrt{s} = 29$ GeV, we obtain a handle on the scaling violations in the FF's, which allows us to extract LO and NLO values of $\alpha_s^{(5)}(M_Z)$. The latter data [14] combines small statistical errors with fine binning in x and is more constraining than other data from the pre-LEP1/SLC era.

The NLO formalism for extracting FF's from e^+e^- data was comprehensively described in Ref. [8]. We work in the $\overline{\text{MS}}$ renormalization and factorization scheme and choose the renormalization scale μ and the factorization scale M_f to be $\mu = M_f = \xi\sqrt{s}$, except for gluon-tagged three-jet events, where we put $\mu = M_f = 2\xi E_{\text{jet}}$, with E_{jet} being the gluon jet energy in the CM frame. Here, the dimensionless parameter ξ is introduced to determine the theoretical uncertainty in $\alpha_s^{(5)}(M_Z)$ from scale variations. As usual, we allow for variations between $\xi = 1/2$ and 2 around the default value 1. For the actual fitting procedure, we use x bins in the interval $0.1 \leq x \leq 1$ and integrate the theoretical functions over the bin widths as is done in the experimental analyses. The restriction at small x is introduced to exclude events in the nonperturbative region, where mass effects and nonperturbative intrinsic-transverse-momentum effects are important and the underlying formalism is insufficient. We parameterize the x dependence of the FF's at the starting scale Q_0 as

$$D_a^h(x, Q_0^2) = Nx^\alpha(1-x)^\beta. \quad (2)$$

We treat N , α , and β as independent fit parameters. In addition, we take the asymptotic scale parameter $\Lambda_{\overline{\text{MS}}}^{(5)}$, appropriate for five quark flavors, as a free parameter. Thus, we have a total of 46 independent fit parameters. The quality of the fit is measured in terms of the χ^2 value per degree of freedom, χ_{DF}^2 , for all selected data points. Using a multidimensional minimization algorithm [15], we search this 46-dimensional parameter space for the point at which the deviation of the theoretical prediction from the data becomes minimal.

The χ_{DF}^2 values achieved for the various data sets used in our LO and NLO fits may be seen from Table 1. Most of the χ_{DF}^2 values lie around unity or below, indicating that the fitted FF's describe all data sets within their respective errors. In general, the χ_{DF}^2 values come out slightly in favor for the DELPHI [10] data. The overall goodness of the NLO (LO) fit is given by $\chi_{\text{DF}}^2 = 0.98$ (0.97). The goodness of our fit may also be judged from Figs. 1 and 2, where our LO and NLO fit results are compared with the ALEPH [9,12], DELPHI [10], OPAL [13], and SLD [11] data. In Fig. 1, we study the differential cross section $(1/\sigma_{\text{tot}})d\sigma^h/dx$ of process (1) for π^\pm , K^\pm , p/\bar{p} , and unidentified charged hadrons at $\sqrt{s} = 91.2$ GeV, normalized to the total hadronic cross section σ_{tot} , as a function of the scaled momentum $x = 2p_h/\sqrt{s}$. As in Refs. [10,11], we assume that the sum of the π^\pm , K^\pm , and p/\bar{p} data exhaust the full charged-hadron data. We observe that, in all cases, the various data are mutually consistent with each other and are nicely described by the LO and NLO fits, which is also reflected in the relatively small χ_{DF}^2 values given in Table 1. The LO and NLO fits are almost indistinguishable in those regions of x , where the data have small errors. At large x , where the statistical errors are large, the LO

Table 1: CM energies, types of data, and χ_{DF}^2 values obtained at LO and NLO for the various data samples.

\sqrt{s} [GeV]	Data type	χ_{DF}^2 in NLO (LO)	
29.0	σ^π (all)	0.64 (0.71) [14]	
	σ^K (all)	1.86 (1.40) [14]	
	σ^p (all)	0.79 (0.70) [14]	
91.2	σ^h (all)	1.28 (1.40) [10]	1.32 (1.44) [11]
	σ^h (uds)	0.20 (0.20) [10]	
	σ^h (b)	0.43 (0.41) [10]	
	σ^π (all)	1.28 (1.65) [9]	
		0.58 (0.60) [10]	3.09 (3.13) [11]
	σ^π (uds)	0.72 (0.73) [10]	1.87 (2.17) [11]
	σ^π (c)		1.36 (1.16) [11]
	σ^π (b)	0.57 (0.58) [10]	1.00 (0.99) [11]
	σ^K (all)	0.30 (0.32) [9]	
		0.86 (0.79) [10]	0.44 (0.45) [11]
	σ^K (uds)	0.53 (0.60) [10]	0.65 (0.64) [11]
	σ^K (c)		2.11 (1.90) [11]
	σ^K (b)	0.14 (0.14) [10]	1.21 (1.23) [11]
	σ^p (all)	0.93 (0.80) [9]	
		0.09 (0.06) [10]	0.79 (0.70) [11]
	σ^p (uds)	0.11 (0.14) [10]	1.29 (1.28) [11]
	σ^p (c)		0.92 (0.89) [11]
	σ^p (b)	0.56 (0.62) [10]	0.97 (0.89) [11]
E_{jet} [GeV]			
26.2	D_g^h	1.19 (1.18) [12]	
40.1	D_g^h	1.03 (0.90) [13]	

and NLO results sometimes moderately deviate from each other. In Fig. 2, we compare the ALEPH [12] and OPAL [13] measurements of the gluon FF in gluon-tagged charged-hadron production, with $E_{\text{jet}} = 26.2$ and 40.1 GeV, respectively, with our LO and NLO fit results. The data are nicely fitted, with χ_{DF}^2 values of order unity, as may be seen from Table 1. By the same token, this implies that the data [12,13] are mutually consistent¹.

The purpose of this letter is to update and improve the determinations of $\Lambda_{\overline{\text{MS}}}^{(5)}$ and $\alpha_s^{(5)}(M_Z)$ from the scaling violations in the FF's. We obtain $\Lambda_{\overline{\text{MS}}}^{(5)} = 88_{-31}^{+34}{}_{-23}^{+3}$ MeV at LO and $\Lambda_{\overline{\text{MS}}}^{(5)} = 213_{-73}^{+75}{}_{-29}^{+22}$ MeV at NLO, where the first errors are experimental and the second ones are theoretical. The experimental errors are determined by varying $\Lambda_{\overline{\text{MS}}}^{(5)}$ in

¹The new FF sets can be obtained from <http://www.desy.de/~poetter/kkp.html>

such a way that the total χ_{DF}^2 value is increased by one unit if all the other fit parameters are kept fixed, while the theoretical errors are obtained by repeating the LO and NLO fits for the scale choices $\xi = 1/2$ and 2. From the LO and NLO formulas for $\alpha_s^{(n_f)}(\mu)$ [2], we thus obtain

$$\begin{aligned}\alpha_s^{(5)}(M_Z) &= 0.1181 \begin{matrix} +0.0058 +0.0006 \\ -0.0069 -0.0049 \end{matrix} & (\text{LO}), \\ \alpha_s^{(5)}(M_Z) &= 0.1170 \begin{matrix} +0.0055 +0.0017 \\ -0.0069 -0.0025 \end{matrix} & (\text{NLO}),\end{aligned}\tag{3}$$

respectively. Adding the maximum experimental and theoretical deviations from the central values in quadrature, we find $\Lambda_{\overline{\text{MS}}}^{(5)} = (88 \pm 41)$ MeV and $\alpha_s^{(5)}(M_Z) = 0.1181 \pm 0.0085$ at LO and $\Lambda_{\overline{\text{MS}}}^{(5)} = (213 \pm 79)$ MeV and $\alpha_s^{(5)}(M_Z) = 0.1170 \pm 0.0073$ at NLO. We observe that our LO and NLO values of $\alpha_s^{(5)}(M_Z)$ are quite consistent with each other, which indicates that our analysis is perturbatively stable. The fact that the respective values of $\Lambda_{\overline{\text{MS}}}^{(5)}$ significantly differ is a well-known feature of the $\overline{\text{MS}}$ definition of $\alpha_s^{(n_f)}(\mu)$ [2].

Our values of $\Lambda_{\overline{\text{MS}}}^{(5)}$ and $\alpha_s^{(5)}(M_Z)$ perfectly agree with those presently quoted by the Particle Data Group (PDG) [1] as world averages, $\Lambda_{\overline{\text{MS}}}^{(5)} = 212_{-23}^{+25}$ MeV and $\alpha_s^{(5)}(M_Z) = 0.1185 \pm 0.002$, respectively. Notice that, in contrast to our LO and NLO analyses, the PDG evaluates $\Lambda_{\overline{\text{MS}}}^{(5)}$ from $\alpha_s^{(5)}(M_Z)$ using the three-loop relationship [2]. The PDG combines twelve different kinds of $\alpha_s^{(5)}(M_Z)$ measurements, including one from the scaling violations in the FF's [16], by minimizing the total χ^2 value. The world average cited above is then estimated from the outcome by allowing for correlations between certain systematic errors. It is interesting to investigate how the world average of $\alpha_s^{(5)}(M_Z)$ is affected by our analysis. To this end, we first combine the twelve $\alpha_s^{(5)}(M_Z)$ measurements reported in Ref. [1] to find $\alpha_s^{(5)}(M_Z) = 0.1181 \pm 0.0014$ with $\chi^2 = 3.74$.² If we replace the value $\alpha_s^{(5)}(M_Z) = 0.125 \pm 0.005 \pm 0.008$ resulting from previous FF analyses [16], which enters the PDG average, with our new NLO value, then we obtain $\alpha_s^{(5)}(M_Z) = 0.1180 \pm 0.0014$ with $\chi^2 = 3.21$, *i.e.*, the face value of the world average essentially goes unchanged, while the overall agreement is appreciably improved. This is also evident from the comparison of Fig. 3, which summarizes our updated world average, with the corresponding Fig. 9.1 in Ref. [1]. We observe that the central value of our new NLO result for $\alpha_s^{(5)}(M_Z)$ falls into the shaded band, which indicates the error of the world average, while in Fig. 9.1 of Ref. [1] the corresponding central value [16] exceeds the world average by 3.3 standard deviations of the latter, which is more than for all other eleven processes. Furthermore, our new NLO result has a somewhat smaller error (0.0073) than the corresponding result [16] used by the PDG (0.009). If we take the point of view that our new NLO value of $\alpha_s^{(5)}(M_Z)$ should rather be combined with the result from the previous FF analyses [16] before taking the world average, then the latter turns out to be $\alpha_s^{(5)}(M_Z) = 0.1181 \pm 0.0014$ with $\chi^2 = 3.29$.

In summary, we presented an updated and improved determination of $\alpha_s^{(5)}(M_Z)$ from the LO and NLO analyses of inclusive light-hadron production in e^+e^- annihilation. Our

²This result slightly differs from the corresponding one found in Ref. [1].

strategy was to only include in our fits high-precision LEP1 and SLC data with both flavor separation and hadron identification (namely, light-, c -, and b -quark-enriched samples of π^\pm , K^\pm , and $p\bar{p}$ data) [11,10], gluon-tagged three-jet samples with a fixed gluon-jet energy [12,13], and the π^\pm , K^\pm , and p/\bar{p} data sets from the pre-LEP1/SLC era with the highest statistics and the finest binning in x [14]. Our LO and NLO results for $\alpha_s^{(5)}(M_Z)$ are given in Eq. (3). They should be compared with the result from scaling violations in FF's quoted in Ref. [1], $0.125 \pm 0.005 \pm 0.008$ [16]. If we repeat the global analysis of Ref. [1] with this result replaced by our new NLO value, then the world average (before taking into account estimated correlations between systematic errors) is changed from $\alpha_s^{(5)}(M_Z) = 0.1181 \pm 0.0014$ with $\chi^2 = 3.74$ to $\alpha_s^{(5)}(M_Z) = 0.1180 \pm 0.0014$ with $\chi^2 = 3.21$, *i.e.*, the overall agreement is appreciably improved.

The II. Institut für Theoretische Physik is supported by the Bundesministerium für Bildung und Forschung under Contract No. 05 HT9GUA 3, and by the European Commission through the Research Training Network *Quantum Chromodynamics and the Deep Structure of Elementary Particles* under Contract No. ERBFMRXCT980194.

References

- [1] Particle Data Group, C. Caso *et al.*, Eur. Phys. J. C **3**, 1 (1998) and 1999 off-year partial update for the 2000 edition available on the PDG WWW pages (URL: <http://pdg.lbl.gov/>).
- [2] K. G. Chetyrkin, B. A. Kniehl, and M. Steinhauser, Phys. Rev. Lett. **79**, 2184 (1997).
- [3] M. Davier, Report No. LAL 98-53 (July 1998), to appear in *Proceedings of the XXXI-Ist Rencontres de Moriond: '98 Electroweak Interactions and Unified Theories*, Les Arcs, France, 14–21 March 1998; S. Bethke, in the proceedings of the *Fourth International Symposium on Radiative Corrections (RADCOR 98): Application of Quantum Field Theory to Phenomenology*, Barcelona, Spain, 8–12 September 1998, edited by J. Solà (World Scientific, Singapore, 1999), p. 243; J. Womersley, Report No. FERMILAB-Conf-99/353 and hep-ex/9912009 (August 1999), to appear in the proceedings of the *XIX International Symposium on Lepton and Photon Interactions (LP '99)*, Stanford, California, 9–14 August 1999.
- [4] G. Altarelli, R. K. Ellis, G. Martinelli, and S.-Y. Pi, Nucl. Phys. **B160**, 301 (1979); R. Baier and K. Fey, Z. Phys. C **2**, 339 (1979).
- [5] P. J. Rijken and W. L. van Neerven, Phys. Lett. B **386**, 422 (1996); B **392**, 207 (1997); Nucl. Phys. **B487**, 233 (1997).
- [6] V. N. Gribov and L. N. Lipatov, Yad. Fiz. **15**, 781 (1972) [Sov. J. Nucl. Phys. **15**, 438 (1972)]; G. Altarelli and G. Parisi, Nucl. Phys. **B126**, 298 (1977); Yu. L. Dokshitzer, Zh. Eksp. Teor. Fiz. **73**, 1216 (1977) [Sov. Phys. JETP **46**, 641 (1977)].

- [7] G. Curci, W. Furmanski, and R. Petronzio, Nucl. Phys. **B175**, 27 (1980); W. Furmanski and R. Petronzio, Phys. Lett. **97B**, 437 (1980).
- [8] J. Binnewies, B.A. Kniehl, and G. Kramer, Z. Phys. C **65**, 471 (1995); Phys. Rev. D **52**, 4947 (1995).
- [9] ALEPH Collaboration, D. Buskulic *et al.*, Z. Phys. C **66**, 355 (1995).
- [10] DELPHI Collaboration, P. Abreu *et al.*, Eur. Phys. J. C **5**, 585 (1998).
- [11] SLD Collaboration, K. Abe *et al.*, Phys. Rev. D **59**, 052001 (1999).
- [12] ALEPH Collaboration, R. Barate *et al.*, Report No. CERN-EP/98-16, February 1998, submitted to Eur. Phys. J. C.
- [13] OPAL Collaboration, G. Abbiendi *et al.*, Eur. Phys. J. C **11**, 217 (1999).
- [14] TPC Collaboration, H. Aihara *et al.*, LBL Report No. LBL-23737, March 1988 (unpublished).
- [15] F. James and M. Roos, Comput. Phys. Commun. **10**, 343 (1975).
- [16] ALEPH Collaboration, D. Buskulic *et al.*, Phys. Lett. B **357**, 487 (1995); **364**, 247(E) (1995); DELPHI Collaboration, P. Abreu *et al.*, Phys. Lett. B **398**, 194 (1997).

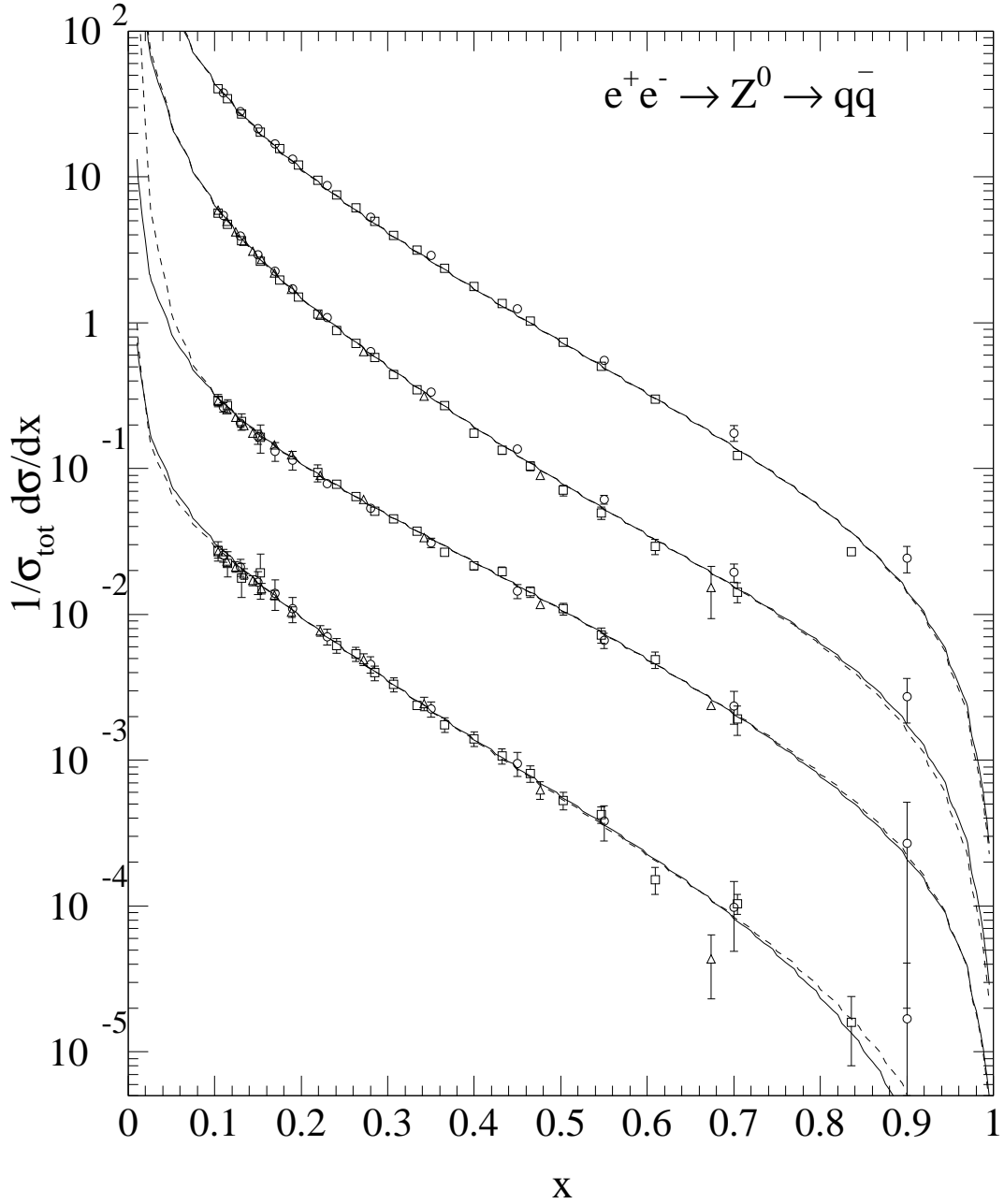


Figure 1: Normalized differential cross section of inclusive hadron production at $\sqrt{s} = 91.2$ GeV as a function of x . The LO (dashed lines) and NLO (solid lines) fit results are compared with data from ALEPH [9] (triangles), DELPHI [10] (circles), and SLD [11] (squares). The upmost, second, third, and lowest curves refer to charged hadrons, π^\pm , K^\pm , and p/\bar{p} , respectively. Each pair of curves is rescaled relative to the nearest upper one by a factor of $1/5$.

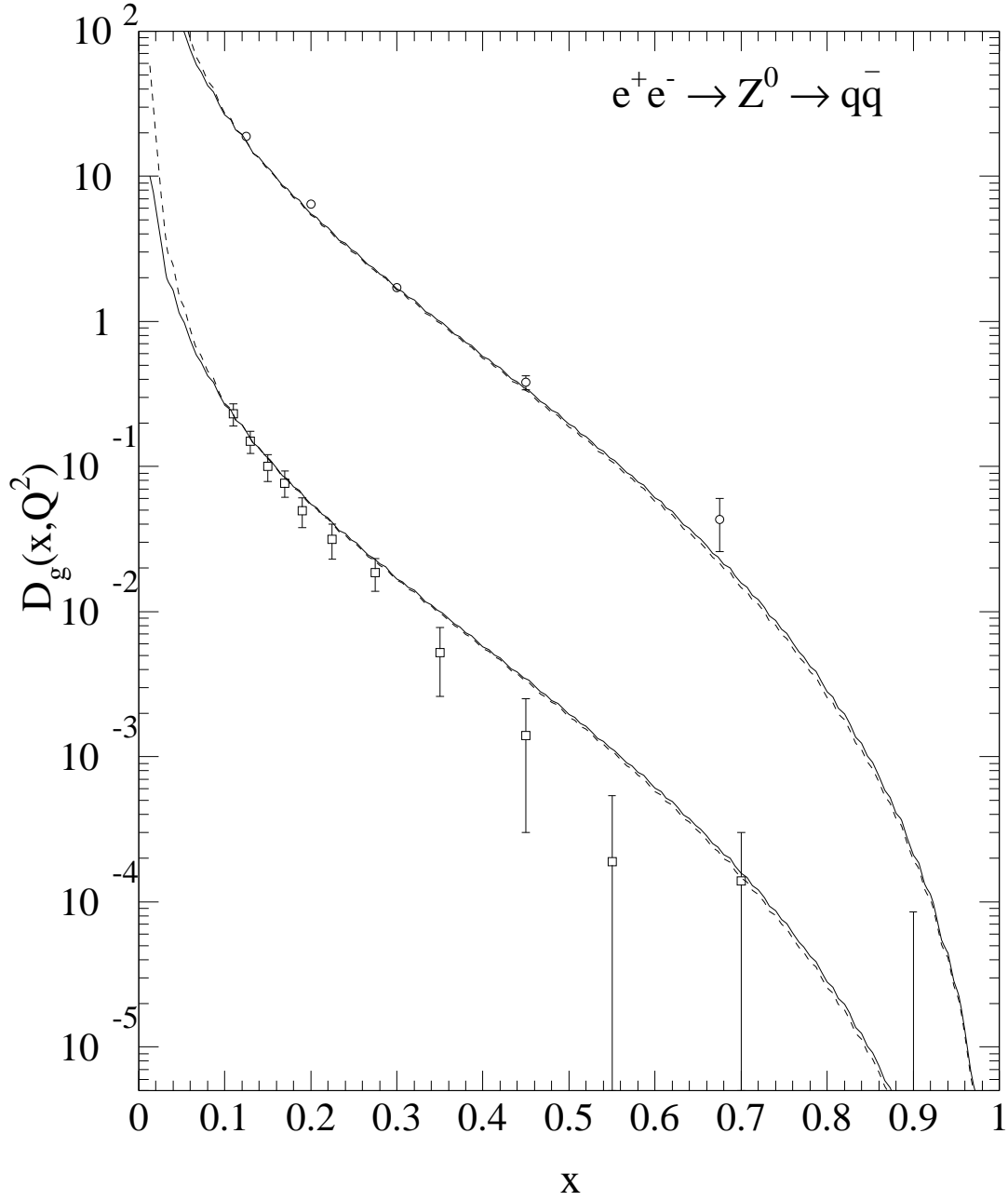


Figure 2: Gluon FF for charged-hadron production at $Q = 52.4$ and 80.2 GeV as a function of x . The LO (dashed lines) and NLO (solid lines) predictions are compared with three-jet data from ALEPH [12] with $E_{\text{jet}} = 26.2$ GeV (upper curves) and from OPAL [13] with $E_{\text{jet}} = 40.1$ GeV (lower curves). The OPAL data and the pertinent predictions are rescaled by a factor of $1/100$.

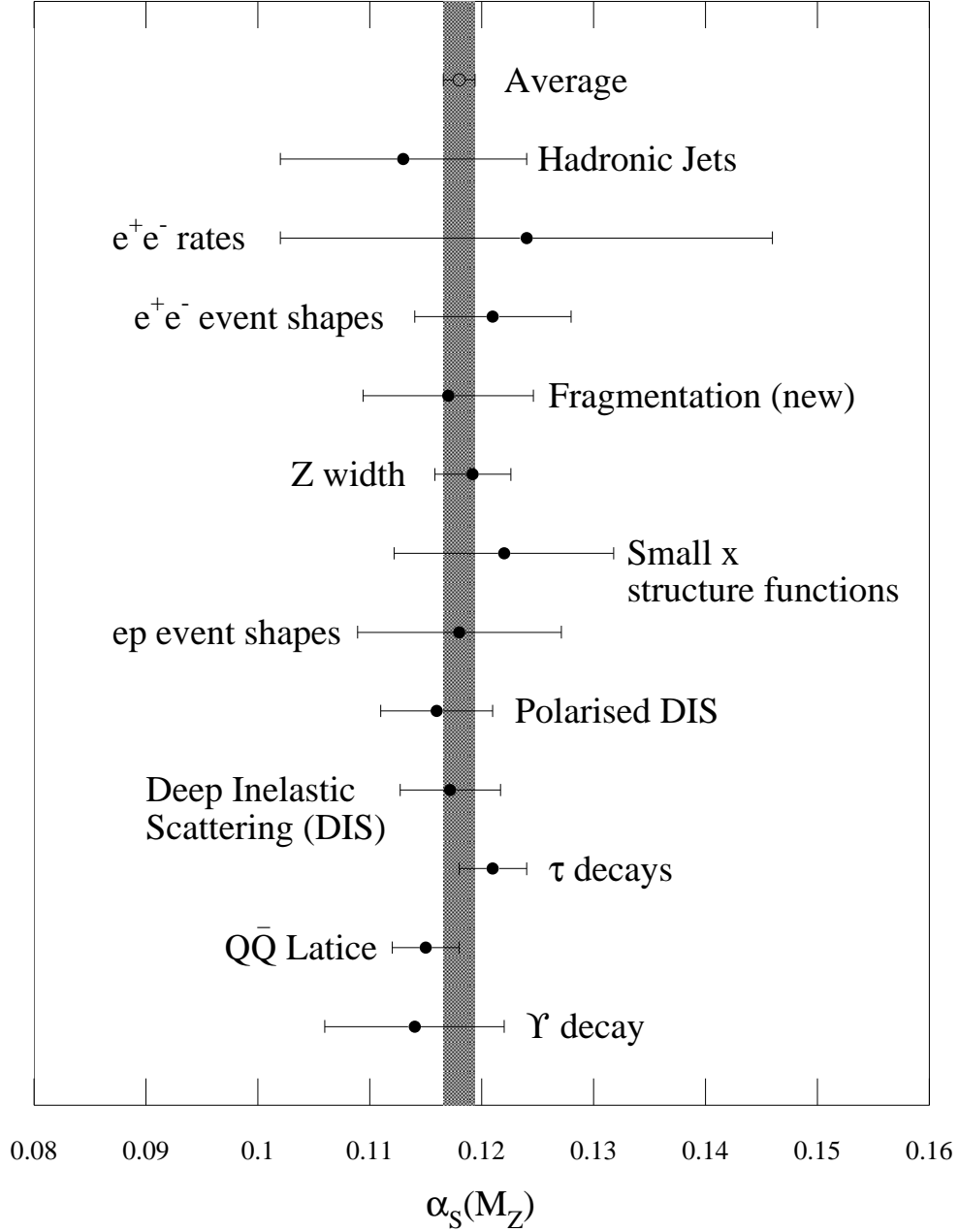


Figure 3: Summary of the values of $\alpha_s^{(5)}(M_Z)$ from various processes. The errors shown represent the total errors including theoretical uncertainties.