

Conference Summary - Beauty 2000

Sheldon Stone¹

Physics Department

Email: Stone@phy.syr.edu

Syracuse University

Syracuse, N. Y. 13244-1130

Abstract

I discuss some key issues covered at the Conference including physics goals, current results on CKM angles, rare decays, status of $|V_{cb}|$ and $|V_{ub}|$, CKM fits and progress on hardware.

¹To be published in Proceedings of Beauty 2000, Kibbutz Maagan, Israel, September, 2000, edited by S. Erhan, Y. Rozen, and P. E. Schlein, Nucl. Inst. Meth. A, 2001

1 Introduction-Physics Goals

Our goals are to make an exhaustive search for physics beyond the Standard Model and to precisely measure SM parameters. Measurements are necessary on CP violation in B^o and B_s mesons, B_s mixing, rare b decay rates, and mixing CP violation and rare decays in the charm sector.

The physics we wish to discuss is best described using the Wolfenstein parameterization of the CKM matrix. However, the lowest order approximation is inadequate even now. I advocate using the form accurate to λ^3 for the real parts and λ^5 for the imaginary parts. This form is given as:

$$\begin{array}{ccc} 1 - \lambda^2/2 & \lambda & A\lambda^3(\rho - i\eta(1 - \lambda^2/2)) \\ -\lambda & 1 - \lambda^2/2 - i\eta A^2\lambda^4 & A\lambda^2(1 + i\eta\lambda^2) \\ A\lambda^3(1 - \rho - i\eta) & -A\lambda^2 & 1 \end{array} . \quad (1)$$

We know two elements, λ is 0.22 and A is ~ 0.8 . The other two parameters ρ and η are constrained by experimental data. These four parameters are fundamental constants of nature at the same level of importance as α or G .

Constraints from CP violation in K_L decay, ϵ , $|V_{ub}/V_{cb}|$, B_d and B_s mixing are shown in Fig. 1. The bands are shown with 1σ error bars, with the dominant errors in each case being theoretical. The values and the errors are controversial. These problems are caused by the basic theory being applicable to quarks while we make measurements on hadrons [1].

To apply QCD to hadrons we have access to two theories and many models. The theories are fundamental; they are Heavy Quark Effective Theory, HQET, and unquenched lattice gauge theory. HQET is rigorously true for infinite mass quarks. Since we deal with finite mass quarks, model dependent corrections need to be made. The scheme for applying these corrections can be straightforward. The lattice calculations are not complete, due to the effects of not including quark loops (such models are called “quenched”). We hold great hopes for the unquenched calculations.

We would like to make measurements that depend less on models. In many cases phase measurements are not subject to theoretical uncertainties. For example lets consider the angles α , β and γ shown in Fig. 1 [2].² In the Standard Model with three families, these three angles must sum to 180° .

The unitarity of the CKM matrix allows us to construct six relationships. These may be thought of as the triangles in the complex plane shown in Fig. 2. (The **bd** triangle is the one depicted in Fig. 1.)

²These are also called ϕ_1 , ϕ_2 , and ϕ_3 .

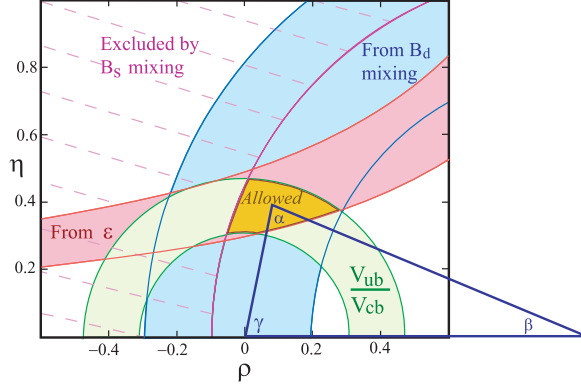


Figure 1: The CKM triangle shown in the $\rho - \eta$ plane. The shaded regions show $\pm 1\sigma$ contours given by $|V_{ub}/V_{cb}|$, neutral B mixing, and CP violation in K_L^0 decay (ϵ). The dashed region is excluded by B_s mixing limits. The allowed region is defined by the overlap of the 3 permitted areas, and is where the apex of the CKM triangle sits.

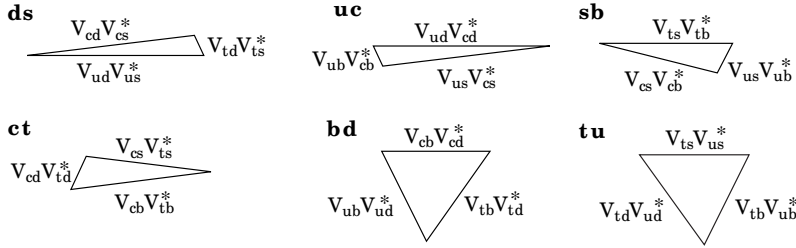


Figure 2: The six CKM triangles. The bold labels, e.g. **ds** refer to the rows or columns used in the unitarity relationship.

All six of these triangles can be constructed knowing four and only four independent angles [3][4][5]. These are defined as:

$$\begin{aligned}
 \beta &= \arg \left(-\frac{V_{tb}V_{td}^*}{V_{cb}V_{cd}^*} \right), & \gamma &= \arg \left(-\frac{V_{ub}^*V_{ud}}{V_{cb}^*V_{cd}} \right), \\
 \chi &= \arg \left(-\frac{V_{cs}^*V_{cb}}{V_{ts}^*V_{tb}} \right), & \chi' &= \arg \left(-\frac{V_{ud}^*V_{us}}{V_{cd}^*V_{cs}} \right).
 \end{aligned} \tag{2}$$

(α can be used instead of γ or β .) Two of the phases β and γ are probably large while χ is estimated to be small ≈ 0.02 , but measurable, while χ' is

likely to be much smaller.

It has been pointed out by Silva and Wolfenstein [3] that measuring only angles may not be sufficient to detect new physics. For example, suppose there is new physics that arises in $B^o - \bar{B}^o$ mixing. Let us assign a phase θ to this new physics. If we then measure CP violation in $B^o \rightarrow J/\psi K_S$ and eliminate any Penguin pollution problems in using $B^o \rightarrow \pi^+\pi^-$, then we actually measure $2\beta' = 2\beta + \theta$ and $2\alpha' = 2\alpha - \theta$. So while there is new physics, we miss it, because $2\beta' + 2\alpha' = 2\alpha + 2\beta$ and $\alpha' + \beta' + \gamma = 180^\circ$.

1.1 A Critical Check Using χ

The angle χ , defined in equation 2, can be extracted by measuring the time dependent CP violating asymmetry in the reaction $B_s \rightarrow J/\psi\eta^{(\prime)}$, or if one's detector is incapable of quality photon detection, the $J/\psi\phi$ final state can be used. However, in this case there are two vector particles in the final state, making this a state of mixed CP, requiring a time-dependent angular analysis to extract χ , that requires large statistics.

Measurements of the magnitudes of CKM matrix elements all come with theoretical errors. Some of these are hard to estimate. The best measured magnitude is that of $\lambda = |V_{us}/V_{ud}| = 0.2205 \pm 0.0018$.

Silva and Wolfenstein [3] [4] show that the Standard Model can be checked in a profound manner by seeing if:

$$\sin \chi = \left| \frac{V_{us}}{V_{ud}} \right|^2 \frac{\sin \beta \sin \gamma}{\sin(\beta + \gamma)} . \quad (3)$$

Here the precision of the check will be limited initially by the measurement of $\sin \chi$, not of λ . This check can reveal new physics, even if other measurements have not shown any anomalies. There are other checks using $\left| \frac{V_{ub}}{V_{cb}} \right|$ or $\left| \frac{V_{td}}{V_{ts}} \right|$ [1].

2 Progress on Required Measurements

Table 2 lists the most important physics quantities and the decay modes that can be used to measure them. The necessary detector capabilities include the ability to collect purely hadronic final states, the ability to identify charged hadrons, the ability to detect photons with good efficiency and resolution and excellent time resolution required to analyze rapid B_s oscillations. Measurements of $\cos(2\phi)$ can eliminate 2 of the 4 ambiguities in ϕ that are present when $\sin(2\phi)$ is measured.

Physics Quantity	Decay Mode	Hadron Trigger	$\bar{K}\pi$ sep	γ det	Decay time σ
$\sin(2\alpha)$	$B^o \rightarrow \rho\pi \rightarrow \pi^+\pi^-\pi^o$	✓	✓	✓	
$\cos(2\alpha)$	$B^o \rightarrow \rho\pi \rightarrow \pi^+\pi^-\pi^o$	✓	✓	✓	
$\text{sign}(\sin(2\alpha))$	$B^o \rightarrow \rho\pi$ & $B^o \rightarrow \pi^+\pi^-$	✓	✓	✓	
$\sin(\gamma)$	$B_s \rightarrow D_s^\pm K^\mp$	✓	✓		✓
$\sin(\gamma)$	$B^- \rightarrow \bar{D}^0 K^-$	✓	✓		
$\sin(\gamma)$	$B^o \rightarrow \pi^+\pi^-$ & $B_s \rightarrow K^+K^-$	✓	✓		✓
$\sin(2\chi)$	$B_s \rightarrow J/\psi\eta', J/\psi\eta$			✓	✓
$\sin(2\beta)$	$B^o \rightarrow J/\psi K_s$				
$\cos(2\beta)$	$B^o \rightarrow J/\psi K^o, K^o \rightarrow \pi\ell\nu$		✓		
$\cos(2\beta)$	$B^o \rightarrow J/\psi K^{*o}$ & $B_s \rightarrow J/\psi\phi$				
x_s	$B_s \rightarrow D_s^+\pi^-$	✓			✓
$\Delta\Gamma$ for B_s	$B_s \rightarrow J/\psi\eta', D_s^+\pi^-, K^+K^-$	✓	✓	✓	✓

Table 1: Required CKM Measurements for b 's

Another interesting way of viewing the physics was given by Peskin [7]. Non-Standard Model physics would show up as discrepancies among the values of (ρ, η) derived from independent determinations using CKM magnitudes ($|V_{ub}/V_{cb}|$ and $|V_{td}/V_{ts}|$), or B_d^o mixing (β and α), or B_s mixing (χ and γ).

2.1 Required Measurements Involving β

Current measurements of the phase of $B^o - \bar{B}^o$ mixing, expressed as $\sin(2\beta)$ are listed in Table 2. We note that the world average value is not yet statistically significant. Placing these constraints on Fig. 1 would not restrict the "allowed" region. However, the b factories have made great starts and the errors should lessen significantly by next summer. CDF will start in March of 2001 and should vastly improve their measurement.

It is also important to resolve the ambiguities. There are two suggestions on how this may be accomplished. Kayser [8] shows that time dependent measurements of the final state $J/\psi K^o$, where $K^o \rightarrow \pi\ell\nu$, give a direct measurement of $\cos(2\beta)$ and can also be used for CPT tests. Another suggestion is to use the final state $J/\psi K^{*o}$, $K^{*o} \rightarrow K_S\pi^o$, and to compare with

Experiment	$\sin(2\beta)$
BABAR	0.12 ± 0.38
BELLE	0.45 ± 0.45
CDF	0.79 ± 0.42
World Average	0.42 ± 0.24

Table 2: Measured Values of $\sin(2\beta)$

$B_s \rightarrow J/\psi\phi$ to extract the sign of the strong interaction phase shift assuming SU(3) symmetry, and thus determine $\cos(2\beta)$ [6].

2.2 α and γ

It is well known that $\sin(2\beta)$ can be measured without problems caused by Penguin processes using the reaction $B^o \rightarrow J/\psi K_S$. The simplest reaction that can be used to measure $\sin(2\alpha)$ is $B^o \rightarrow \pi^+\pi^-$. This reaction can proceed via both the Tree and Penguin diagrams shown in Figure 3.

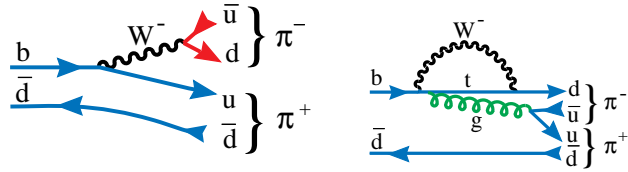


Figure 3: Processes for $B^o \rightarrow \pi^+\pi^-$: Tree (left) and Penguin (right).

Current measurements shown in Table 2.2 show a large Penguin component. The ratio of Penguin *amplitude* to Tree *amplitude* in the $\pi^+\pi^-$ channel

Mode	CLEO	BABAR	BELLE	Average
$K^\pm\pi^\mp$	$17.2^{+2.5}_{-2.4} \pm 1.2$	$12.5^{+3.0}_{-2.6} \pm 1.3$	$17.4^{+5.1}_{-4.6} \pm 3.4$	$15.5^{+2.0}_{-1.9}$
$K^o\pi^\pm$	$18.2^{+4.6}_{-4.0} \pm 1.6$		$16.6^{+9.8}_{-7.8} \pm 2.2$	$17.9^{+4.4}_{-3.8}$
$K^\pm\pi^o$	$11.6^{+3.0}_{-2.7} \pm 1.4$		$18.8^{+5.4}_{-4.9} \pm 2.3$	$13.3^{+2.9}_{-2.6}$
$\pi^+\pi^-$	$4.3^{+1.6}_{-1.4} \pm 0.5$	$9.3^{+2.6}_{-2.3} \pm 1.2$	$6.3^{+3.9}_{-3.5} \pm 1.6$	$5.6^{+1.4}_{-1.2}$

Table 3: Measured Values of B Branching Ratios into two-body light pseudoscalars.

is about 15% in magnitude. Thus the effect of the Penguin must be determined in order to extract α . The only model independent way of doing this was suggested by Gronau and London, but requires the measurement of $B^\mp \rightarrow \pi^\mp \pi^o$ and $B^o \rightarrow \pi^o \pi^o$, the latter being rather daunting.

There is however, a theoretically clean method to determine α . The interference between Tree and Penguin diagrams can be exploited by measuring the time dependent CP violating effects in the decays $B^o \rightarrow \rho\pi \rightarrow \pi^+\pi^-\pi^o$ as shown by Snyder and Quinn [9].

The $\rho\pi$ final state has many advantages. First of all, it has been seen with a relatively large rate. The branching ratio for the $\rho^o\pi^+$ final state as measured by CLEO is $(1.5 \pm 0.5 \pm 0.4) \times 10^{-5}$, and the rate for the neutral B final state $\rho^\pm\pi^\mp$ is $(3.5^{+1.1}_{-1.0} \pm 0.5) \times 10^{-5}$, while the $\rho^o\pi^o$ final state is limited at 90% confidence level to $< 5.1 \times 10^{-6}$ [10]. (Bartoldus, at this meeting, reported that BABAR measures $\mathcal{B}(B^o \rightarrow \rho^\pm\pi^\mp)$ as $(4.9 \pm 1.3^{+0.6}_{-0.5}) \times 10^{-5}$.) These measurements are consistent with some theoretical expectations [11]. Furthermore, the associated vector-pseudoscalar Penguin decay modes have conquerable or smaller branching ratios. Secondly, since the ρ is spin-1, the π spin-0 and the initial B also spinless, the ρ is fully polarized in the (1,0) configuration, so it decays as $\cos^2\theta$, where θ is the angle of one of the ρ decay products with the other π in the ρ rest frame. This causes the periphery of the Dalitz plot to be heavily populated, especially the corners. A sample Dalitz plot is shown in Figure 4. This kind of distribution is good for maximizing the interferences, which helps minimize the error. Furthermore, little information is lost by excluding the Dalitz plot interior, a good way to reduce backgrounds.

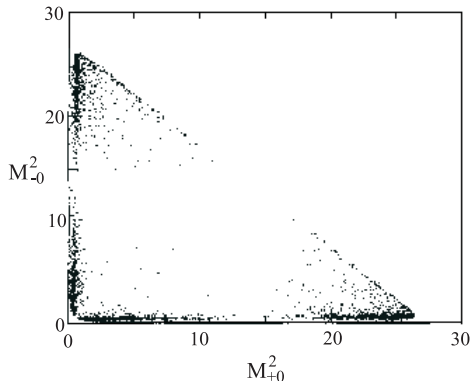


Figure 4: The Dalitz plot for $B^o \rightarrow \rho\pi \rightarrow \pi^+\pi^-\pi^o$ from Snyder and Quinn.

To estimate the required number of events Snyder and Quinn performed an idealized analysis that showed that a background-free, flavor-tagged sample of 1000 to 2000 events was sufficient. The 1000 event sample usually yields good results for α , but sometimes does not resolve the ambiguity. With the 2000 event sample, however, they always succeeded.

This technique not only finds $\sin(2\alpha)$, it also determines $\cos(2\alpha)$, thereby removing two of the remaining ambiguities. The final ambiguity can be removed using the CP asymmetry in $B^0 \rightarrow \pi^+\pi^-$ and a theoretical assumption [12].

Several model dependent methods using the light two-body pseudoscalar decay rates have been suggested for measuring γ . The basic idea in all these methods can be summarized as follows: $B^0 \rightarrow \pi^+\pi^-$ has the weak decay phase γ . In order to reproduce the observed suppression of the decay rate for $\pi^+\pi^-$ relative to $K^\pm\pi^\mp$ we require a large negative interference between the Tree and Penguin amplitudes. This puts γ in the range of 90° . There is a great deal of theoretical work required to understand rescattering, form-factors etc... We are left with several ways of obtaining model dependent limits, due to Fleischer and Mannel [13], Neubert and Rosner [14], Fleischer and Buras [15], and Beneke *et al.* [16]. The latter claim “model independent” values for γ , when precision measurements are made. However, what they really mean is that by taking into account all models they think are reasonable, they find a spread of values that can be assigned to a “theoretical error.” Fig. 5 shows values of γ that can be found in their framework, once better data are obtainable.

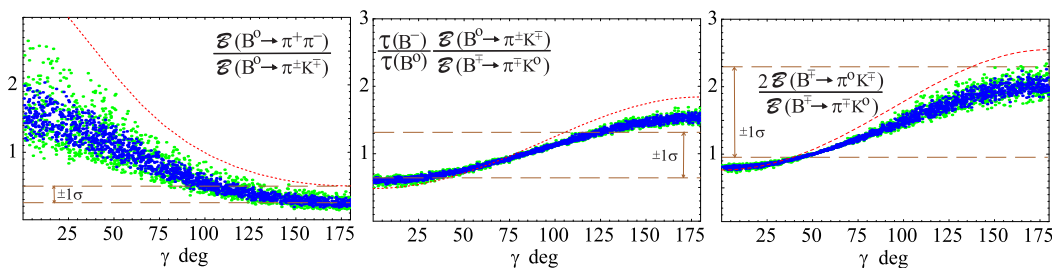


Figure 5: Ensembles of model predictions from Beneke *et al.* as a function of the indicated rate ratios. The dark dots represent “realistic” models, the light dots “conservative” models, the dotted curve the predictions of the leading order result. The $\pm 1\sigma$ bands from current measurements are also shown.

In fact, it may be easier to measure γ than α in a model independent manner. There have been two methods suggested.

(1) Time dependent flavor tagged analysis of $B_s \rightarrow D_s^\pm K^\mp$. This is a direct model independent measurement [17].

(2) Measure the rate differences between $B^- \rightarrow \bar{D}^0 K^-$ and $B^+ \rightarrow D^0 K^+$ in two different D^0 decay modes such as $K^- \pi^+$ and $K^+ K^-$. This method makes use of the interference between the tree and doubly-Cabibbo suppressed decays of the D^0 , and does not depend on any theoretical modeling [18][19].

3 Status of CKM Matrix Elements

How precisely do we know the values of A and the constraints on ρ and η [20]?

First let us consider V_{cb} . Currently, the most favored technique is to measure the decay rate of $B \rightarrow D^* \ell^- \bar{\nu}$ at the kinematic point where the D^* is at rest in the B rest frame. This is often referred to as maximum q^2 or $\omega = 1$, where $\omega = (m_B^2 + m_{D^*}^2 - q^2)/2m_B m_{D^*}$. Here, according to Heavy Quark Effective Theory, the theoretical uncertainties are at a minimum. The CLEO results [21] are shown in Fig. 6. To extract a value of V_{cb} the data are fit with a function suggested by Caprini and Neubert [22] that is mostly linear with a shape parameter called ρ^2 , to be determined by the data.

The 68% confidence level contours for CLEO and the LEP experiments are shown In Fig. 7 [23]. The CLEO data have a slightly higher value for V_{cb} and ρ^2 than the LEP data.

Table 4 summaries determinations of $F(1)|V_{cb}|$; here, the first error is the quadrature of the statistical and systematic errors of the experiments, while the third is the common systematic error due to the uncertainties on the D^0 and D^* branching ratios.

We now need to obtain a value for $F(1)$ from models. As the quark mass goes to infinity we know that $F(1)$ becomes 1. For finite quark masses we have to calculate corrections as

$$F(1) = 1 + \mathcal{O}(\alpha_s/\pi) + \delta_{1/m^2} + \delta_{1/m^3} + \dots \quad (4)$$

Lukes theorem guarantees the absence of the leading $\delta_{1/m}$ terms. An overall evaluation of the different models gives the form-factor $F(1) = 0.913 \pm 0.042$ [24]. The value and accuracy have been questioned by Bigi [25], though

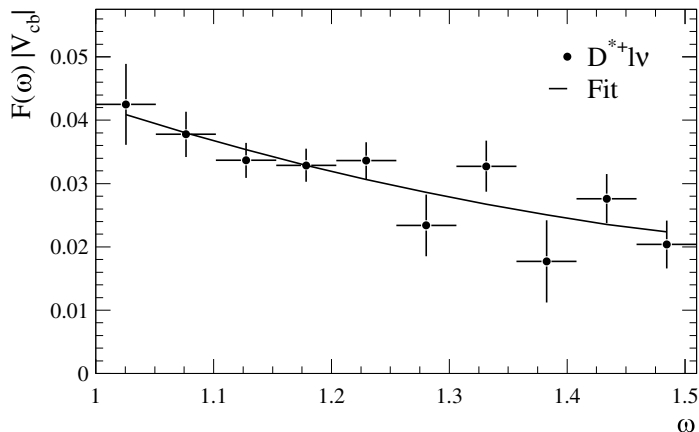


Figure 6: $\overline{B}^0 \rightarrow D^{*+} \ell^- \overline{\nu}$ from CLEO. The data have been fit to a functional form suggested by Caprini *et al.* The abscissa gives the value of the product $|F(\omega) \cdot V_{cb}|$.

Experiment	$F(1) \cdot V_{cb} (\times 10^{-3})$	ρ^2
LEP	$34.9 \pm 0.7 \pm 1.6$	$1.12 \pm 0.08 \pm 0.15$
CLEO	$42.4 \pm 1.8 \pm 1.9$	$1.67 \pm 0.11 \pm 0.22$
Average	$37.0 \pm 1.3 \pm 0.9$	1.30 ± 0.14

Table 4: Modern Determinations of $F(1)|V_{cb}|$ using $B \rightarrow D^* \ell^- \overline{\nu}$ decays at $\omega = 1$.

his value and error have changed with time. Eventually we expect to have a good unquenched value from the lattice. Using a value of 0.90 ± 0.05 I find

$$|V_{cb}| = (40.5 \pm 2.5) \times 10^{-3}, \quad (5)$$

where all the error sources have been added in quadrature.

The error in $F(1)$ is not a statistical quantity. It is a theoretical error. What does it mean? Bigi tells us his view [25]: “In stating a theoretical error, I mean that the real value can lie almost anywhere in this range with basically equal probability rather than follow a Gaussian distribution. Furthermore, my message is that I would be quite surprised if the real value would fall outside this range. Maybe one could call that a 90% confidence level, but I do not see any way to be more quantitative.”

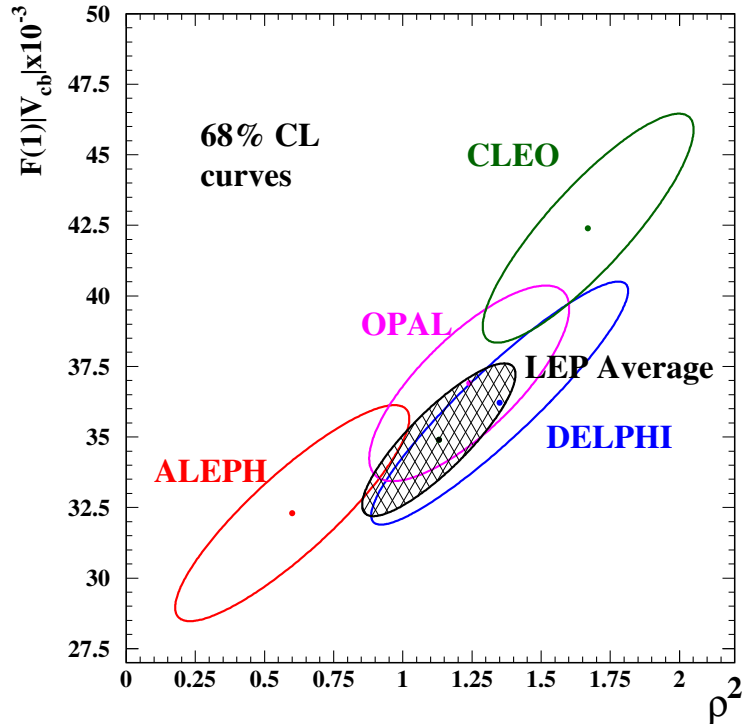


Figure 7: V_{cb} versus ρ^2 for LEP and CLEO. The curves are drawn at the 1σ confidence level. The cross-hatched region shows the LEP average.

Hopefully, in the near future a reliable value with a reliable error will be given by lattice QCD without using the quenched approximation [26]. A good general principle is when dealing with theoretical models it behooves us to use them to check other measurements before using them to extract important quantities, such as CKM elements. Furthermore, if they fail the checks they should not be used.

There are other ways of determining V_{cb} . One method based on QCD sum rules uses the operator product expansion and the heavy quark expansion [27] to extract a value from the measured semileptonic b branching ratio. Unfortunately, as stressed by Sachrajda at this meeting, this model fails to predict the large difference between the measured Λ_b and B^0 lifetimes. Therefore it does not have proven reliability.

Let us now consider V_{ub} . This is a heavy to light quark transition where HQET cannot be used. Unfortunately the theoretical models that can be used to extract a value from the data do not currently give precise predictions.

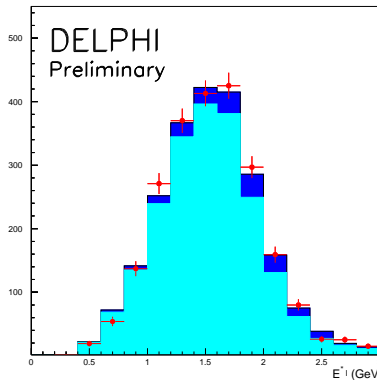


Figure 8: The lepton energy distribution in the B rest frame from DELPHI. The data have been enriched in $b \rightarrow u$ events, and the mass of the recoiling hadronic system is required to be below 1.6 GeV. The points indicate data, the light shaded region, the fitted background and the dark shaded region, the fitted $b \rightarrow ul\nu$ signal.

Three techniques have been used. The first measurement of V_{ub} done by CLEO and subsequently confirmed by ARGUS, used only leptons which were more energetic than those that could come from $b \rightarrow c\ell^-\bar{\nu}$ decays [28]. These “endpoint leptons” can occur $b \rightarrow c$ background free at the $\Upsilon(4S)$, because the B ’s are almost at rest. Unfortunately, there is only a small fraction of the $b \rightarrow ul^-\bar{\nu}$ lepton spectrum that can be seen this way, leading to model dependent errors. The models used are either inclusive predictions, sums of exclusive channels, or both [29]. The average among the models is $|V_{ub}/V_{cb}| = 0.079 \pm 0.006$, without a model dependent error [1]. These models differ by at most 11%, making it tempting to assign a $\pm 6\%$ error. However, there is no quantitative way of estimating the error.

ALEPH [30], L3 [31] and DELPHI [32] isolate a class of events where the hadron system associated with the lepton is enriched in $b \rightarrow u$ and thus depleted in $b \rightarrow c$. They define a likelihood that hadron tracks come from b decay by using a large number of variables including, vertex information, transverse momentum, not being a kaon etc.. Then they require the hadronic mass to be less than 1.6 GeV, which greatly reduces $b \rightarrow c$, since a completely reconstructed $b \rightarrow c$ decay has a mass greater than that of the D (1.83 GeV). They then examine the lepton energy distribution, shown in Figure 8 for DELPHI.

The average of all three results as given at this meeting by Hawkings

[23] are $|V_{ub}| = (4.13_{-0.47-0.48-0.25}^{+0.42+0.43+0.24} \pm 0.20) \times 10^{-3}$, resulting in a value for $|V_{ub}/V_{cb}| = 0.102 \pm 0.018$, using $|V_{cb}| = 0.0405 \pm 0.0025$. I have two misgivings about this result. First of all the experiments have to understand the systematic errors very well. To understand semileptonic b and c decays and thus find their $b \rightarrow u\ell\nu$ efficiency, they employ different models and Monte Carlo manifestations of these models. To find the error they take half the spread that different models give. This alone may be a serious underestimate. Secondly they use one model, the OPE model [25], to translate their measured rate to a value for $|V_{ub}|$. This model assumes duality, and there are no successful experimental checks: The model fails on the Λ_b lifetime prediction. Furthermore, the quoted theoretical error, even in the context of the model, has been estimated by Neubert to be much larger at 10% [33].

The third method uses exclusive decays. CLEO has measured the decay rates for the exclusive final states $\pi\ell\nu$ and $\rho\ell\nu$ [34]. The model of Korner and Schuler (KS) was ruled out by the measured ratio of ρ/π [29]. CLEO has recently presented an updated analysis for $\rho\ell\nu$ where they have used several different models to evaluate their efficiencies and extract V_{ub} . These theoretical approaches include quark models, light cone sum rules (LCSR), and lattice QCD. The CLEO values are shown in Table 5.

Model	$V_{ub} (\times 10^{-3})$
ISGW2[29]	$3.23 \pm 0.14_{-0.29}^{+0.22}$
Beyer/Melnikov[35]	$3.32 \pm 0.15_{-0.30}^{+0.21}$
Wise/Legeti[36]	$2.92 \pm 0.13_{-0.26}^{+0.19}$
LCSR[37]	$3.45 \pm 0.15_{-0.31}^{+0.22}$
UKQCD[37]	$3.32 \pm 0.14_{-0.30}^{+0.21}$

Table 5: Values of $|V_{ub}|$ using $B \rightarrow \rho\ell^{-}\bar{\nu}$ and some theoretical models

The uncertainties in the quark model calculations (first three in the table) are guessed to be 25-50% in the rate. The Wise/Ligetti model uses charm data and SU(3) symmetry to reduce the model dependent errors. The other models estimate their errors at about 30% in the rate, leading to a 15% error in $|V_{ub}|$. Note that the models differ by 18%, but it would be incorrect to assume that this spread allows us to take a smaller error. At this time it is prudent to assign a 15% model dependent error realizing that the errors in the models cannot be averaged. The fact that the models do not differ much

allows us to comfortably assign a central value $|V_{ub}| = (3.25 \pm 0.14_{-0.29}^{+0.22} \pm 0.50) \times 10^{-3}$, and a derived value $|V_{ub}/V_{cb}| = 0.080 \pm 0.014$. Only the lattice model predictions of UKQCD are used here. More lattice gauge predictions for the rates in these reactions, at least in some regions of q^2 , are promised soon [38] [26] with better errors. My view is that with experimental checks from measuring form-factors and unquenched lattice gauge models the errors will eventually decrease.

We can use this latter estimate of $|V_{ub}/V_{cb}|$ along with other measurements, to get some idea of what the likely values of ρ and η are. The $\pm 1\sigma$ contours shown in Figure 1 come from measurements of CP violation in K_L^0 decay (ϵ), $|V_{ub}/V_{cb}|$ and B^0 mixing. Theoretical errors dominate. The limit on B_s mixing restricts the range because the ratio of $\Delta m_d/\Delta m_s$ is proportional to $\xi \cdot |V_{ts}/V_{td}|$. The value of ξ is critical for defining the contour. Rosner at this meeting presented a quark model calculation that gives a less restrictive bound than has been used by others [39]. Some groups have tried to narrow the “allowed region” by doing maximum likelihood fits, assigning Gaussian errors to the estimated theoretical parameters [40]. I strongly disagree with this approach. The technique of Plaszczyński, [41], while imprecise, is more justifiable.

4 Progress on Hardware

Modern b decay experiments rely on new technologies. One of the traditionally more difficult problems has been charged hadron identification. We were saddened this fall by the untimely death of Tom Ypsilantis who along with Jacques Seguinot advanced the important technology of Ring Imaging Cherenkov detectors. Its clear that without Tom and Jacques we would still not know how to separate high momentum kaons and pions, a crucial distinction. We sorely miss Tom.

CLEO III and BABAR have working RICH detectors. The CLEO III detector is a direct offshoot of developments by Tom and Jacques. It uses LiF radiators and photon detection with a CH₄-TEA gas mixture. BABAR uses quartz bars as radiators and images the internally reflected light on phototubes. Both systems are performing well.

LHCb and BTeV are planning RICH detectors with both gas and aerogel radiators. The gas radiators are used for high momentum and the aerogel mainly to distinguish kaons from protons at low momentum. Both groups

have decided on hybrid photodiodes, HPD's, for their baseline. These devices work by converting a photon on a photocathode, accelerating it with a very high voltage, ~ 20 kV and crashing it into a silicon pixel detector, that gives a signal of ~ 5000 electrons. These devices were chosen over multianode photomultiplier tubes because they do not require an external focusing system for the Cherenkov photons and they currently are about 30% cheaper. The particle identification power of the RICH is necessary. Consider, for example, the problem of isolating the $B^0 \rightarrow \pi^+\pi^-$ final state from other final states with two stable hadrons. Without the RICH the signal is swamped by background as shown in Fig. 9 (left) presented by Franz Muheim on behalf of LHCb. On the right side the background reduction due to the RICH is evident.

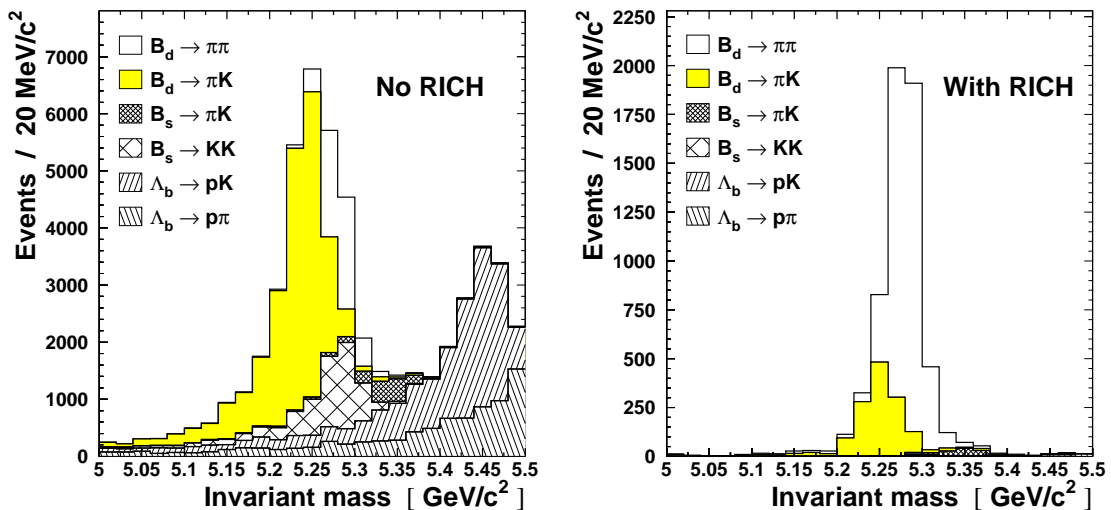


Figure 9: The reconstructed two-body invariant mass spectrum in b decay when the two stable particles are interpreted as $\pi^+\pi^-$. (left) No particle identification information; (right) RICH identification in LHCb.

Another example of technological progress is photon detection. Precision photon detection has been made possible by use of crystal calorimeters. This was started by Crystal Ball. They had a high performance NaI crystal detector read out with phototubes, that provided excellent performance. However, they did not have a magnetic field, so charged particle momenta were not determined. CLEO II coupled excellent charged particle momentum determi-

nation with a CsI crystal calorimeter, read out with photodiodes, and having minimal mass in front of the crystals. The calorimeter has been copied by BABAR and BELLE, with essentially no changes. The BELLE CsI performs slightly better than CLEO II and the BABAR CSI slightly worse, in terms of π^0 mass resolution.

CMS has developed PbWO_4 crystals that can withstand the intense radiation environment of the LHC. They plan avalanche-photodiode readout. BTeV has adopted the crystal technology but plans a phototube readout.

Perhaps the most aggressive use of new technology is in triggers and data acquisition systems for BTeV and the LHC experiments. These are massively parallel systems that can process a mind boggling amount of data in real time. John Baines called the ATLAS trigger and DAQ an “information super-highway,” and so it is.

5 Future Experiments

Lack of space precludes a more thorough review here. The e^+e^- experiments, BABAR and BELLE should see definitive evidence for CP violation in the $J/\psi K_S$ final state in the next few years. CDF and D0 are now scheduled to turn on in 2001. CDF already has shown that it has the potential to measure CP in $J/\psi K_S$ [42], and promises to measure B_s mixing.

To over constrain the CKM matrix and look for new physics all the quantities listed in Table 2 requires, however, much larger samples of b -flavored hadrons, and detectors capable of tolerating large interaction rates and having excellent lifetime resolution, particle identification and γ/π^0 detection capabilities. The large b rates, including the B_s , are available only at hadron colliders. Two dedicated experiments are now approved LHCb and BTeV. These experiments have the potential to measure all of these parameters and others including rare b decays and CP violation, rare decays and mixing in charm. Much interesting information will come from ATLAS and CMS especially in dilepton decays.

6 Conclusions

This year has brought many interesting physics results with the amazing turn on of the asymmetric b factories and many more will be forthcoming in

the near future. The panel discussion led by Fred Gilman on the last day concerning current values of CKM matrix elements and parameters was most illuminating. BTeV has joined LHCb as an approved experiment and there will be good competition in the ultra sensitive b measurements in the LHC era.

7 Acknowledgements

I thank Peter Schlein and Yoram Rozen for organizing a most interesting conference. The best quote was by Yoram who entered the Jordan river on a kyak with Peter. We next saw Yoram floating down the rapids without Peter screaming “throw me a paddle.” Well starting out on b physics he wasn’t the first one who ended up the creek without a paddle, but someone did toss him a paddle and he moved out of danger.

I am grateful to all of those who gave presentations, with special thanks to Marina Artuso, Franz Muheim, Jon Rosner and Chris Sachrajda.

This work was supported by the National Science Foundation.

References

- [1] S. Stone, “Future of Heavy Flavour Physics: Experimental Perspective,” presented at “Heavy Flavours 8,” Southampton, UK, July 1999, [hep-ph/9910417].
- [2] A similar plot was shown by J. Rosner at this meeting.
- [3] J. P. Silva, L. Wolfenstein, *Phys. Rev. D* **55** (1997) 5331 [hep-ph/9610208].
- [4] R. Aleksan, B. Kayser and D. London, *Phys. Rev. Lett.* **73** (1994) 18 [hep-ph/9403341].
- [5] I. I. Bigi and A. I. Sanda, “On the Other Five KM Triangles,” [hep-ph/9909479].
- [6] A. Dighe, I. Dunietz and R. Fleischer, *Phys. Lett. B* **433** (1998) 147 [hep-ph/9804254].

- [7] M. E. Peskin, “Theoretical Summary Lecture for EPS HEP99,” to appear in proceedings [hep-ph/0002041].
- [8] B. Kayser, “Cascade Mixing and the CP-Violating Angle Beta,” [hep-ph/9709382]. Previous work in this area was done by Y. Azimov, *Phys. Rev. D* **42** (1990) 3705.
- [9] A. E. Snyder and H. R. Quinn, *Phys. Rev. D* **48** (1993) 2139. A. Dighe, I. Dunietz and R. Fleischer, *Phys. Lett. B* **433** (1998) 147 [hep-ph/9804254].
- [10] Y. Gao and F. Würthwein, CLEO preprint [hep-ex/9904008].
- [11] A. Ali, G. Kramer, and C.D. Lu, *Phys. Rev. D* **59** (1999) 014005 [hep-ph/9805403].
- [12] Y. Grossman and H. R. Quinn, *Phys. Rev. D* **56** (1997) 7259 [hep-ph/9705356].
- [13] R. Fleischer and T. Mannel, *Phys. Rev. D* **57** (1998) 2752 [hep-ph/9704423].
- [14] M. Neubert and J. L. Rosner, *Phys. Rev. Lett.* **81** (1998) 5076 [hep-ph/9809311].
- [15] A. J. Buras and R. Fleischer, “Constraints on γ and Strong Phases from $B \rightarrow \pi K$ Decays,” presented at ICHEP 2000, Osaka, Japan, July 2000. To appear in the Proceedings [hep-ph/0008298].
- [16] M. Beneke, G. Buchalla, M. Neubert and C. T. Sachrajda, “QCD factorization for $B \rightarrow \pi K$ decays,” Contribution to ICHEP 2000, July 2000, Osaka, Japan, to appear in the Proceedings [hep-ph/0007256].
- [17] D. Du, I. Dunietz and Dan-di Wu, *Phys. Rev D* **34** (1986) 3414; R. Aleksan, I Dunietz, and B. Kayser, *Z. Phys. C* **54**(1992) 653; R. Aleksan, A. Le Yaouanc, L. Oliver, O. Pène and J.-C. Raynal, *Z. Phys. C***67** (1995) 251 [hep-ph/9407406].
- [18] D. Atwood, I. Dunietz and A. Soni, *Phys. Rev. Lett.* **78** (3257) 1997.
- [19] M. Gronau and D. Wyler, *Phys. Lett. B* **265** (172) 1991.

- [20] See also M. Artuso, “The Quest for the Cabibbo Kobayashi Maskawa Matrix,” presented at this conference.
- [21] J. P. Alexander, (CLEO) “Determination of the $B \rightarrow D^{*+} \ell^{-} \bar{\nu}$ Decay Width and $|V_{cb}|$,” submitted to ICHEP 2000, July 2000, Osaka, Japan [hep-ex/0007052].
- [22] I. Caprini and M. Neubert, *Phys. Lett.* **B 380**(1996) 376.
- [23] Presented by R. Hawkings at this meeting; see also hep-ex/0009052.
- [24] M. Neubert *Phys. Lett.* **B 264** (1991) 155; *ibid.* 338 (1994) 84; M. Shifman *et al.*, *Phys. Rev.* **D 51**(1995) 2217; Erratum-*ibid.* **D 52** (1995) 3149; A. Czarnecki, *Phys. Rev. Lett.* **76**(1996) 4124; T. Mannel, *Phys. Rev.* **D 50** (1994) 428; A. F. Falk and M. Neubert, *Phys. Rev.* **D 47** (1993) 2965 and 2982; see also P. F. Harrison and H. R. Quinn (editors), “The BABAR Physics Book,” (1998).
- [25] I. Bigi, “Memo on Extracting $|V_{cb}|$ and $|V_{ub}/V_{cb}|$ From Semileptonic B Decays,” [hep-ph/9907270].
- [26] S. Hashimoto, “Heavy-light Matrix Elements,” presented at Lattice ’99, the XVII Int. Symp. on Lattice Field Theory, Pisa, Italy July, 1999, to appear in the proceedings; J.N. Simone *et al.*, “The $B \rightarrow D^* \ell \nu$ Form Factor at Zero Recoil” [hep-lat/9910026].
- [27] N. Uraltsev *et al.*, *Eur. Phys. J.* **C4** (1998) 453 and A. Hoang *et al.*, *Phys. Rev.* **D 59** (1999) 074017 hep-ph/9811239] updated in N. Uraltsev, “Theoretical Uncertainties in $\Gamma_{sl}(b \rightarrow u)$,” [hep-ph/9905520].
- [28] R. Fulton *et al.* (CLEO), *Phys. Rev. Lett.* **16** (1990) 64; H. Albrecht *et al.* (ARGUS), *Phys. Lett.* **B 234** (1990) 409.
- [29] N. Isgur and D. Scora (ISGW II), *Phys. Rev.* **D 52** (1995) 2783; N. Isgur, D. Scora, B. Grinstein, and M. B. Wise, *Phys. Rev.* **D 39**, (1989) 799; M. Wirbel, B. Stech and M. Bauer *Z. Phys.* **C 29** (1985) 637; M. Bauer and M. Wirbel (WBS), *Z. Phys.* **C 42** (1989) 671; J. G. Korner and G. A. Schuler (KS), *Z. Phys.* **C 38** (1988) 511; *ibid.*, (erratum)**C 41** (1989) 690; D. Melikhov, *Phys. Rev.* **D 53** (1996) 2460; G. Altarelli *et al.*(ACM), *Nucl. Phys.* **B 208** (1982) 365; C. Ramirez, J. F. Donoghue and G. Burdman (RDB), *Phys. Rev.* **D 41** (1990) 1496.

- [30] R. Barate *et al.* (ALEPH), *Eur. Phys. J.* **C6** (1999) 555.
- [31] M. Acciarri *et al.* (L3), *Phys. Lett.* **B 436** (1998) 174.
- [32] M. Battaglia *et al.* (DELPHI), “Measurement of $|V_{ub}|/|V_{cb}|$ with DELPHI at LEP,” DELPHI 98-97 CONF 165 submitted to the XXIX Int. Conf. on High Energy Physics, Vancouver, #241 (1998).
- [33] M. Neubert, *JHEP*, **7** (2000) 22 [hep-ph/0006068].
- [34] J. P. Alexander *et al.* (CLEO), *Phys. Rev. Lett.* **77** (1996) 5000.
- [35] M. Beyer and D. Melikhov, *Phys. Lett.* **B 436** (1998) 344.
- [36] Z. Legeti and M. B. Wise, *Phys. Rev.* **D 53** (1996) 4937.
- [37] P. Ball and V. M. Braun, *Phys. Rev.* **D 58** (1998) 094016.
- [38] L. Lellouch, “Exclusive semileptonic B decays: lattice results and dispersive bounds,” presented at the 8th International Symposium on Heavy Flavour Physics, Southampton, UK, July, 1999 [hep-ph/9912353].
- [39] J. L. Rosner, “Comments on CKM Elements,” in these proceedings [hep-ph/0011184].
- [40] F. Parodi, P. Roudeau, A. Stocchi, “Constraints on the parameters of the CKM matrix by End 1998,” [hep-ex/9903063]; S. Mele, *Phys. Rev.* **D 59** (1999) 113011.
- [41] S. Plaszczynski, “Overall determination of the CKM matrix,” presented at Heavy Flavours 8, Southampton, UK, 1999 [hep-ph/9911280].
- [42] T. Affolder *et al.* (CDF), “A Measurement of $\sin 2\beta$ from $B \rightarrow J/\psi K_S^0$ with the CDF detector,” [hep-ex/9909003].