

Vector Meson Photoproduction at High- t and Comparison to HERA Data

J.R. Forshaw and G. Poludniowski

Department of Physics & Astronomy
University of Manchester
Manchester M13 9PL.
U.K.

We explore QCD calculations for the process $\gamma p \rightarrow VX$ where V is a vector meson, in the region $s \gg -t$ and $-t \gg \Lambda_{QCD}^2$. We compare our calculations for the J/ψ , ϕ and ρ mesons with data from the ZEUS Collaboration at HERA and demonstrate that the BFKL approach is consistent with the data even for light mesons, whereas the two-gluon exchange approach is inadequate. We also predict the differential cross-sections for the Υ and ω for which no data are currently available.

1 Introduction

We study the process $\gamma p \rightarrow VX$ (where V is a vector meson: $V = \rho, \omega, \phi, J/\psi$ or Υ) in the perturbative Regge limit, $s \gg -t \gg \Lambda_{QCD}^2$. The largeness of $-t$ allows the application of the solutions of the non-forward BFKL equation. We apply the analytic solutions to the cross-section arrived at in [1, 2] in the case of a delta-function distribution for the meson wavefunction. Specifically we apply this solution to the case of a real photon which has been measured at HERA [3, 4].

The cross-section for the helicity-flip process $\gamma p \rightarrow V_L X$ vanishes for a delta-function wavefunction and throughout this paper the cross-sections pertain to the process $\gamma p \rightarrow V_T X$ (where L and T correspond to longitudinal and transverse polarization respectively). This approximation is justifiable since the measured rate for longitudinal mesons is indeed small [3]. We make predictions and compare to experiment for the mesons for which data are available, the heavy J/ψ and the light ρ and ϕ (for which we might expect the delta-function to be a poor approximation). We show that the data for all the mesons can be

well described by the BFKL approach. We then demonstrate that the two-gluon exchange model is incapable of adequately describing the data. Finally we make predictions for the Υ and ω .

The high momentum exchange allows us to factorize the cross-section into the usual product of the parton distribution functions and the parton level cross-section:

$$\frac{d\sigma(\gamma p \rightarrow VX)}{dt dx} = \left(\sum_f [q_f(x, t) + \bar{q}_f(x, t)] \right) \frac{d\sigma(\gamma q \rightarrow Vq)}{dt} + G(x, t) \frac{d\sigma(\gamma g \rightarrow Vg)}{dt}, \quad (1)$$

where $G(x, t)$ and $q_f(x, t)$ are the gluon and quark parton distribution functions respectively and we sum over flavour, f . For a large separation in rapidity between the parton and the vector meson we may write,

$$\frac{d\sigma(\gamma p \rightarrow VX)}{dt dx} = \left(\frac{4N_c^4}{(N_c^2 - 1)^2} G(x, t) + \sum_f [q_f(x, t) + \bar{q}_f(x, t)] \right) \frac{d\sigma(\gamma q \rightarrow Vq)}{dt}, \quad (2)$$

where we define the parton level amplitude by

$$\frac{d\sigma(\gamma q \rightarrow Vq)}{dt} \equiv \frac{\pi}{4t^4} |\mathcal{F}(s', t)|^2, \quad (3)$$

where s is the centre-of-mass energy squared of the photon-proton system and $s' = xs$ is that of the photon-parton system.

2 The Two Gluon and BFKL Amplitudes

We consider two types of colour singlet exchange: two-gluon and BFKL. The two-gluon amplitude can be expressed to leading order in s in the impact factor representation:

$$\mathcal{F}_{Born}(s', t) = 2\pi t^2 \int \frac{d^2 k_\perp}{(2\pi)^2} \frac{\mathcal{I}_{\gamma V} \mathcal{I}_{qq}}{k_\perp^2 (k_\perp - Q_\perp)^2}, \quad (4)$$

where $\mathcal{I}_{\gamma V}$ and \mathcal{I}_{qq} are the impact factors associated with the couplings of the two gluons to the external particles. Vectors with the subscript \perp are two dimensional transverse momenta and $Q_\perp^2 = -t$. With the above definitions the impact factor for $q \rightarrow q$ is given by

$$\mathcal{I}_{qq} = \frac{\delta_{ab}}{N_c} \alpha_s \quad (5)$$

The $\gamma \rightarrow V_T$ impact factor, assuming a delta-function form for the meson wavefunction, is

$$\mathcal{I}_{\gamma V} = \mathcal{C} \alpha_s \frac{\delta_{ab}}{2N_c} \left(\frac{4}{Q_{\perp}^2 + M_V^2} - \frac{1}{(k_{\perp} - Q_{\perp}/2)^2 + M_V^2/4} \right), \quad (6)$$

where,

$$\mathcal{C}^2 = 3\Gamma_{e^+e^-}^V M_V^3 / \alpha_{em}. \quad (7)$$

M_V is the mass of the vector meson and Γ_{ee}^V is the electronic decay width of the meson. Using these impact factors we obtain the two-gluon amplitude as a function of one dimensionless parameter, $\tau = -t/M_V^2$:

$$\mathcal{F}_{Born} = \mathcal{C} \mathcal{I}_{qq}^2 \left(\frac{4\tau^2}{1-\tau^2} \right) \ln \left(\frac{(1+\tau)^2}{4\tau} \right), \quad (8)$$

which has the mathematical property $\mathcal{F}_{Born} \rightarrow 0$ as $\tau \rightarrow 1$.

The BFKL amplitude, in the leading logarithm approximation (LLA), is given by [5],

$$\mathcal{F}_{BFKL}(s', t) = \frac{t^2}{(2\pi)^3} \int d\nu \frac{\nu^2}{(\nu^2 + 1/4)^2} e^{\chi(\nu)z} I_{\nu}^{q*}(Q_{\perp}) I_{\nu}^V(Q_{\perp}), \quad (9)$$

where

$$\chi(\nu) = 4\mathcal{R}e \left(\psi(1) - \psi \left(\frac{1}{2} + i\nu \right) \right) \quad (10)$$

and

$$z = \frac{3\alpha_s}{2\pi} \ln \left(\frac{s'}{\Lambda^2} \right). \quad (11)$$

In LLA, Λ is arbitrary (it need only be small compared to $\sqrt{s'}$) and α_s is a constant. The impact factors are used, in conjunction with the prescription of [6], to give

$$\begin{aligned} I_{\nu}^A(Q_{\perp}) &= \int \frac{d^2 k_{\perp}}{(2\pi)^2} \mathcal{I}_A(k_{\perp}, Q_{\perp}) \int d^2 \rho_1 d^2 \rho_2 \\ &\times \left[\left(\frac{(\rho_1 - \rho_2)^2}{\rho_1^2 \rho_2^2} \right)^{1/2+i\nu} - \left(\frac{1}{\rho_1^2} \right)^{1/2+i\nu} - \left(\frac{1}{\rho_2^2} \right)^{1/2+i\nu} \right] e^{ik_{\perp} \cdot \rho_1 + i(Q_{\perp} - k_{\perp}) \cdot \rho_2}, \end{aligned} \quad (12)$$

In the case of coupling to a colourless state only the first term in the square bracket survives since $\mathcal{I}_A(k_{\perp}, Q_{\perp} = k_{\perp}) = \mathcal{I}_A(k_{\perp} = 0, Q_{\perp}) = 0$ in this case. After some work, one obtains [2]:

$$I_\nu^q(Q_\perp) = -4\pi\mathcal{I}_{qq}2^{-2i\nu}|Q_\perp|^{-1+2i\nu}\frac{\Gamma(\frac{1}{2}-i\nu)}{\Gamma(\frac{1}{2}+i\nu)} \quad (13)$$

$$I_q^V(Q_\perp) = -\mathcal{C}\mathcal{I}_{qq}\frac{\pi^2}{Q_\perp^3}\frac{\Gamma(1/2-i\nu)}{\Gamma(1/2+i\nu)}\left(\frac{Q_\perp^2}{4}\right)^{i\nu}\int_{1/2-i\infty}^{1/2+i\infty}\frac{du}{2\pi i}\left(\frac{Q_\perp}{M_V/2}\right)^{1+2u}2^{2(1-u)} \quad (14)$$

$$\frac{\Gamma(1-u-i\nu)\Gamma(1-u+i\nu)\Gamma^2(1/2+u)}{\Gamma(1/2+u/2-i\nu/2)\Gamma(1-u/2-i\nu/2)\Gamma(1-u/2+i\nu/2)\Gamma(1/2+u/2+i\nu/2)}.$$

Putting these into (9) we obtain,

$$\mathcal{F}_{BFKL}(s',t) = 4\mathcal{C}\mathcal{I}_{qq}^2\int d\nu\frac{\nu^2}{(\nu^2+1/4)^2}e^{\chi(\nu)z}\int_{1/2-i\infty}^{1/2+i\infty}\frac{du}{2\pi i}\tau^{1/2+u} \quad (15)$$

$$\frac{\Gamma^2(1/2+u)\Gamma(1-u-i\nu)\Gamma(1-u+i\nu)}{\Gamma(1/2+u/2-i\nu/2)\Gamma(1-u/2-i\nu/2)\Gamma(1-u/2+i\nu/2)\Gamma(1/2+u/2+i\nu/2)}.$$

3 Results and Discussion

Using the full numerical calculation for the amplitude we convoluted the partonic cross-section for the mesons with the parton density functions of the proton¹, integrating over x in the region $0.01 < x < 1$ (for which the ZEUS data are quoted). We obtained fits to the ZEUS data in terms of three free parameters [3]². One parameter is α_s and the others appear in the denominator of the logarithm defining the energy variable z , i.e. we take $\Lambda^2 = \beta M_V^2 + \gamma|t|$.

Initially we tried the simple prescription of [1, 2] where $\beta = \gamma = 1$. The J/ψ has been fitted with $\alpha_s = 0.20$ for this parameterization previously [7]³ and as expected this gave a $\chi^2/\text{dof} < 1$, however these parameters gave very poor fits to the ρ and ϕ . When we varied all three parameters independently we found that optimum fits took small values of γ and in fact we were able to put this parameter to zero.

Fig. 1 shows contours of constant χ^2 . The contours continue beyond the region $0.1 < \beta < 10$ without closing. Further imposing the requirement that $s' \geq 10\beta M_V^2$ as a sensible criterion for the dominance of leading logs, a simultaneous fit for the three mesons rules out the region of $\alpha_s > 0.2$ in Fig. 1. In addition, sub-asymptotic leading log contributions become increasingly important as we increase the strong coupling to $\alpha_s > 0.20$ [8]. Fig. 1 suggests that we can get acceptable fits for $\alpha < 0.17$; while this is true we are then forced

¹GRV-98 LO [9].

²Note that the differential cross-sections for the three mesons have an overall normalization uncertainty of approximately 10% (which cancels in the ratios of cross-sections). This normalization uncertainty does not significantly affect our results.

³H1 has recently performed a similar fit where they found $\alpha_s = 0.22$ [4].

to accept unnaturally small values of β . We note that this range of $0.17 \leq \alpha_s \leq 0.20$ is consistent with the value extracted from the Tevatron “gaps between jets” data [10].

It should be observed that the acceptable fits lie in a narrow valley in parameter space. It turns out that the relation,

$$\alpha_s(\beta) = \frac{\alpha_c}{1 - \alpha_c d \ln \beta} \quad (16)$$

with $d = 0.358$ gives a good approximation of the flow of α_s with β for a constant χ^2 . The width of the $\chi^2/\text{dof} \leq 1$ valley corresponds to a band $0.197 \leq \alpha_c \leq 0.204$, with the minimum at approximately $\alpha_c = 0.200$.

Perhaps the most natural fit is $(\alpha_s, \beta, \gamma) = (0.2, 1.0, 0.0)$. The BFKL differential cross-section predictions for the three mesons are shown in Fig. 2, along with the ZEUS data [3].

Our results suggest that the largeness of $-t$ does allow a perturbative calculation to be performed however it is reasonable to ask whether it is necessary to invoke the full machinery of BFKL. Hence we also show the two-gluon exchange fits in Fig. 2. The two-gluon calculation only has one free parameter, α_s , and the differential cross-section has a fourth order power dependence on it. It is apparent that this approximation provides a very poor description of the light mesons, for which $\tau \sim 1$ over much of the range of data. Note that the model starts to give the correct qualitative behaviour away from $\tau = 1$. Note in particular that α_s has been fitted for each meson separately and also the unnatural trend that α_s falls as M_V falls, which means that running the coupling only makes the situation worse. The J/ψ differential cross-section, to which we would expect our calculation to be most applicable can be fitted by the two-gluon exchange amplitude in the ZEUS t -range. For a plausible strong coupling $\alpha_s = 0.4$ we obtain $\chi^2_{J/\psi}/\text{dof} = 0.8$. It should be noted however that the two-gluon curve is already starting its dip towards zero at $|t| = M_{J/\psi}^2$, by the end of the ZEUS t range. H1 data for this process reaching out to much higher $|t|$ should make it clear whether or not two-gluon exchange is sufficient to describe the J/ψ .

Fig. 3 shows our predictions for the Υ and ω mesons. The bounds come from the uncertainty in the normalization of the LO BFKL solution, specifically from varying α_s while keeping $0.1 \leq \beta \leq 1.0$ and $\chi^2/\text{dof} \leq 1.0$. The major part of the uncertainty is in normalisation; the shape being rather well predicted. The bounds for the ω are clearly much narrower than for the Υ . This is due to the fact that $M_\rho \sim M_\omega$ which means that $d\sigma_\omega/dt \sim (\Gamma_{ee}^\omega/\Gamma_{ee}^\rho) \cdot d\sigma_\rho/dt$. This scaling relationship between the ρ and ω is a model independent feature and also true of the two-gluon model. It should be noted that as we approach the lower bound for the Υ in Fig. 3 (a), we are extending the model beyond the leading log region (due to largeness of βM_Υ^2), so this bound must be viewed with some caution.

If subsequent measurements yield data lying outside these bounds it would indicate either a failure of the LLA BFKL formalism, or a need to refine our treatment of the meson

wavefunction. If other light vector mesons, such as the ω , subsequently confirm our predictions it would suggest that in some instances even mesons made of light quarks can act as if they consist of two constituent quarks which share the meson's energy and momentum.

For all of the measured mesons, the experimental errors are about 10-20% of the absolute value of the differential cross-section. That we can fit the data suggests that genuine higher order corrections and the corrections due to the meson wavefunction may contribute no more than 10-20%.

Final Remarks

In [11] a LLA BFKL calculation incorporating a more sophisticated meson wavefunction than that used here is performed. It was concluded in [3] that this light meson calculation is incompatible with the available data. However, the author of [11] interprets the masses appearing in (6) as current masses (as ought to be appropriate for a truly perturbative calculation) which justifies the neglect of the quark mass for light mesons, rendering $|t|$ the only relevant scale. By interpreting the quark mass as a constituent mass, and assuming that the quark and anti-quark share the meson momentum, we have demonstrated that the data can be understood provided the constituent mass is taken to be the scale in Λ . Another point of deviation is in the treatment of the strong coupling α_s . In [11] the coupling is a running coupling whilst we have considered a fixed coupling. The problem with running the coupling it is that we do not really know how it runs. Of course a complete description should incorporate a running coupling, but the work of [12] might be a hint that a fixed coupling may be appropriate for the BFKL exchange. The work of [11] has been developed in [13] where it is proposed that a large contribution arising from $q\bar{q}$ fluctuations in a chiral-odd spin configuration should play an important role in the region of the data. It remains to be seen if the simple model presented here can be justified within this approach.

Our results suggest that the two-gluon model is inadequate at least for the light mesons. The model predicts a dip at $\tau = 1$ which is not present in the data and this is the biggest obstacle to getting a decent fit. Corrections to the two-gluon approximation do fill in the dip (see [1] for more details on how this occurs) and further study is called for to establish whether a more sophisticated two-gluon or finite order (in α_s) calculation might work.

The model explored here has experimental tests to face in the future. If data confirm our predictions for the Υ and ω it will be impressive. Data on the process $\gamma p \rightarrow \gamma X$, for which theoretical calculations have already been performed [14], should be obtained in the foreseeable future. This process along with the ones considered here will continue to provide an important test of the validity of BFKL dynamics.

Acknowledgement

We thank the ZEUS collaboration for providing the data used in this paper and in particular we also thank James Crittenden, Brian Foster, Katarzyna Klimek, Yuji Yamazaki and Giuseppe Iacobucci for their help and advice.

References

- [1] J.R. Forshaw and M.G. Ryskin, *Zeit. Phys.* **C68** (1995) 137.
- [2] J.Bartels, J.R.Forshaw, H.Lotter and M.Wüsthoff, *Phys. Lett.* **B375** (1996) 301.
- [3] ZEUS Collaboration, DESY pre-print DESY-02-072.
- [4] H1 Collaboration, presented by D. Brown at DIS2001, April-May 2001, Bologna, Italy.
- [5] L.N. Lipatov, *Sov. Phys. JETP* **63** (1986) 904; in *Perturbative Quantum Chromodynamics*, ed. A.H. Mueller, World Scientific 1989.
- [6] A.H. Mueller and W-K. Tang, *Phys. Lett.* **B284** (1992) 123;
J. Bartels et al, *Phys. Lett.* **B348** (1995) 589.
- [7] ZEUS Collaboration, presented by A. Kowal at DIS2001, April-May 2001, Bologna, Italy.
- [8] R. Enberg, L. Motyka and G. Poludniowski, in preparation.
- [9] H. Plochow-Besch, CERN-ETT/TT, wwwinfo.cern.ch/asdoc/Welcome.html
- [10] B.E. Cox, J.R. Forshaw and L. Lönnblad, *JHEP* 9910:023 (1999).
- [11] D.Yu. Ivanov, *Phys. Rev.* **D53** (1996) 3564.
- [12] S.J. Brodsky et al, *JETP Lett.* **70** (1999) 155.
- [13] D.Yu Ivanov, R. Kirschner, A. Schäfer and L. Szymanowski, *Phys. Lett.* **B478** (2000) 101.
- [14] N.G. Evanson and J.R. Forshaw, *Phys. Rev.* **D60** (1999) 034016;
D.Yu. Ivanov and M. Wüsthoff, *Eur. Phys. J.* **C8** (1999), 107.

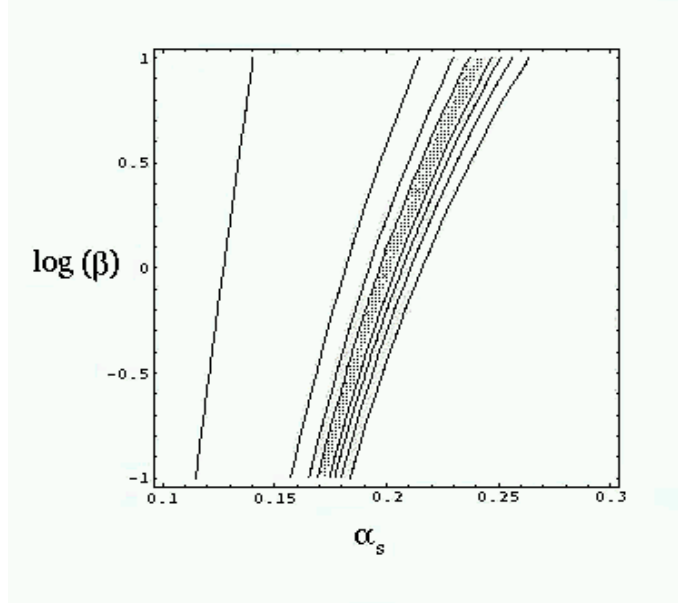


Figure 1: Contour plot of χ^2/dof where χ^2 is that of the J/ψ , ϕ , ρ mesons combined. From the inside heading outwards the contours are those of $\chi^2/dof = 1, 3, 9, 27$, with the shaded region corresponding to $\chi^2/dof \leq 1$.

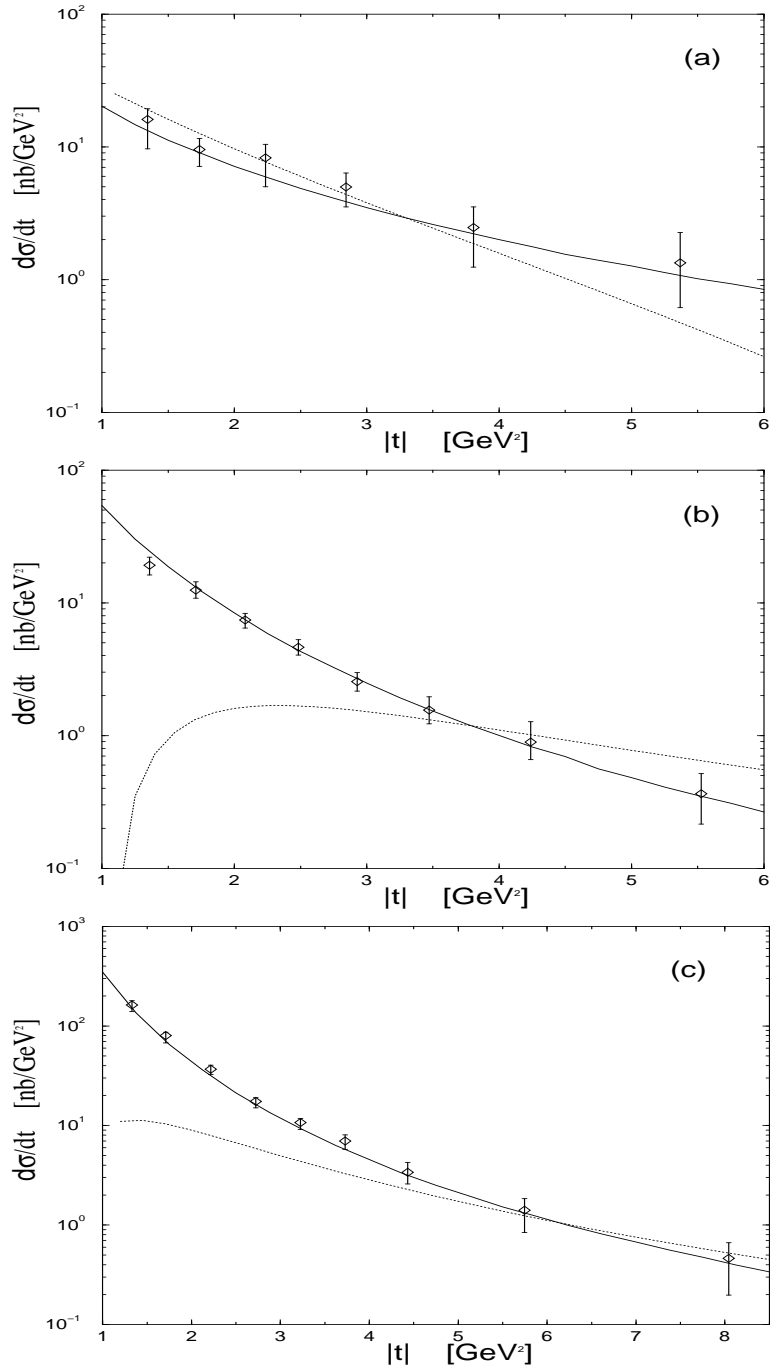


Figure 2: Comparison of BFKL (solid line) and two-gluon (dotted line) calculations compared to ZEUS data [3] for (a) J/Ψ , (b) ϕ and (c) ρ meson production [3]. The BFKL curves correspond to the fit $(\alpha_s, \beta, \gamma) = (0.20, 1.0, 0.0)$, described in the text. The two-gluon curves are obtained by optimising α_s in each case, i.e. (a) $\alpha_s = 0.40$, (b) $\alpha_s = 0.35$, (c) $\alpha_s = 0.27$.

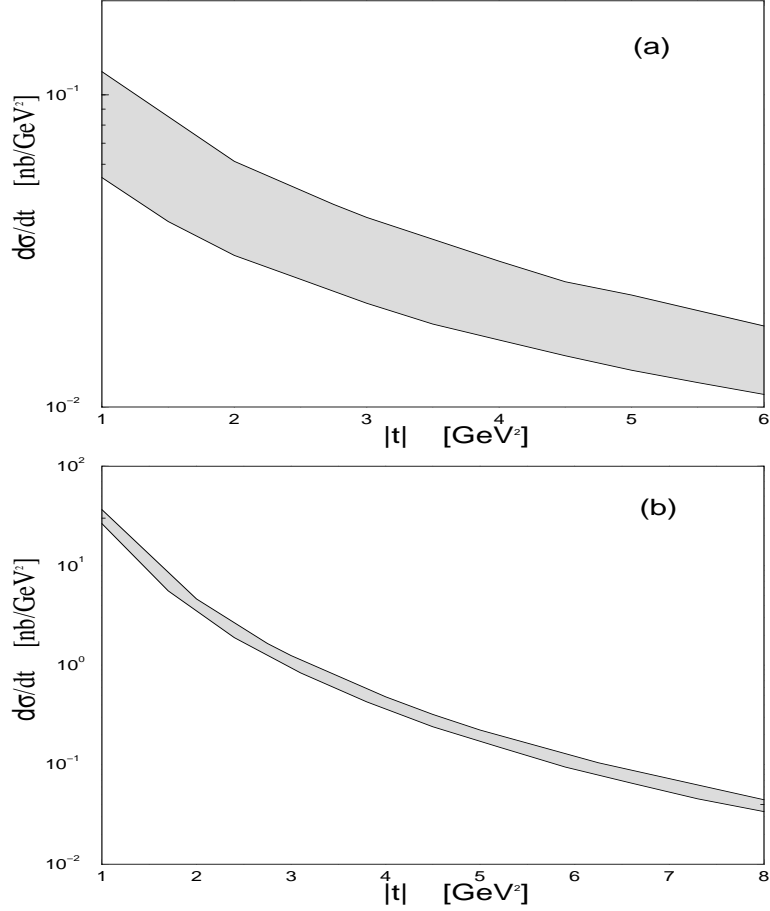


Figure 3: Predictions for (a) Υ and (b) ω meson production. The bounds come from varying α_s with $0.1 \leq \beta \leq 1.0$ and keeping $\chi^2/\text{dof} \leq 1$. The upper and lower bounds correspond to $(\alpha_s, \beta) = (0.175, 0.1)$ and $(\alpha_s, \beta) = (0.197, 1.0)$ respectively.