

Heavy quarkonium production in hadronic collisions*

Jean-Philippe LANSBERG[†]

Groupe de Physique Théorique Fondamentale
Université de Liège
Institut de Physique, Bât. B5
B-4000 Liège 1 BELGIUM

Abstract

Different theoretical models which attempt to describe hadronic production of heavy quarkonia are reviewed. Firstly, we consider the Color Singlet Model and point out the large discrepancies between the theoretical predictions and the results from the Tevatron detectors. Then some other models are introduced, quickly discussed and confronted with experimental results. Finally, we suggest possible ways to understand the source of the remaining discrepancies.

1 Introduction

Since the discovery of the J/ψ and of some higher states of charmonia, the calculation of their production rates has been performed. In the early 80's, there were two leading models for the description of the data, namely the Color Singlet Model (CSM) [1] and the Color Evaporation Model (CEM) [2]. Each were based on simple but justifiable assumptions that we shall discuss later on.

Until the middle of the 90's, the experimental results were all in good agreement with these two models in any type of production but the CSM was preferred because of a seemingly more solid theoretical foundation. This agreement was largely due to the fact that direct production was not observed, so that the J/ψ would result from a variety of cascading decays. Nevertheless, in 1995, the CDF collaboration showed large discrepancies between the rates of $\psi(2S)$ predicted by the CSM and experimental results for direct production in high energy $p\bar{p}$ collisions [3]. The same occurred for the J/ψ state in 1997 when they achieved the isolation of the direct contribution [4].

This discovery gave the CEM a second life despite its weaker foundation compared to the CSM. Besides that, some other models or mechanisms were proposed to solve the problem. The first was the Color Octet Mechanism (initially introduced for high- p_T fragmentation). Its key-point is that the bound state can be produced

in a colored state and then bleached into a singlet state by non-perturbative processes, these last effects being mathematically given by non-perturbative matrix elements [5].

Later, this mechanism was included in a more general formalism, non-relativistic QCD (NRQCD). The latter is based on a systematic expansion in the coupling constant and the quark velocity in the bound state, which for heavy quarkonia is supposed to be much less than the speed of light.

The theoretical predictions based on NRQCD account well for all the available data from hadron colliders and more or less satisfactorily for data from $e-p$ colliders (*e.g.* HERA). The only discrepancies come from polarization measurements, where NRQCD predicts a transverse polarization, the data clearly do not show signs of any polarization [6].

Another model was proposed by P. Hoyer and S. Peigné [7]. The basic idea is that the heavy-quark pair can undergo a perturbative interaction with the comoving color-field produced by the initial hadronic collision. Introducing a new variable which parameterizes this interaction, it is able to reproduce some features of the data which are not described by the CSM, as well as polarization measurements.

2 The Color Singlet Model

2.1 The model

This model is based on several approximations or postulates:

- Decomposing the quarkonium production in two steps, first the creation of the 2 heavy quarks (Q & \bar{Q}) and then the binding of these two quarks forming the meson, one *postulates the factorization* of these two processes.
- As the scale of the first process is approximately $M^2 + p_T^2$ one considers it as a *perturbative* one. One can thus calculate its cross section with classical Feynman-diagram methods.
- Considering only bound states of heavy quarks,

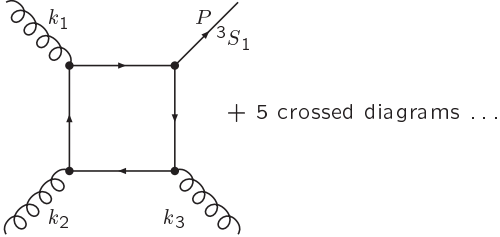
*To appear in the proceedings of the JJC2001 –Journées Jeunes Chercheurs–, La Hume, France, 10-14 December 2001.

[†]JPH.Lansberg@ulg.ac.be

their velocity in the meson must be small. One therefore supposes that the meson is created with its 2 constituent quarks *at rest* in the meson frame. This is *the static approximation*.

- One finally assumes that the color and the spin of the pair $Q\bar{Q}$ don't change during the binding. As physical states are colorless, one requires the pair to be produced in a *color singlet state*.

In high-energy hadronic collisions, the leading contribution comes from a gluon fusion process. Using a meson production vertex function with the required tensorial structure and prescriptions relative to the propagators, one has six diagrams for the 3S_1 states,



which give

$$\frac{d\sigma}{d\hat{t}} = \frac{20\pi^2 M \alpha_s^3 |\psi(0)|^2}{9\hat{s}^2} \quad (1)$$

$$\times \frac{[\hat{s}^2(\hat{s} - M^2)^2] + [\hat{t}^2(\hat{t} - M^2)^2] + [\hat{u}^2(\hat{u} - M^2)^2]}{(\hat{s} - M^2)^2(\hat{t} - M^2)^2(\hat{u} - M^2)^2}$$

2.2 Comparison with data

Given their quite large branching ratio into dileptons, the best way to detect (heavy)quarkonia is to focus on muon pairs and to plot their invariant mass distribution (cf. Figure 1 (a)&(b)). For instance, in the mass region of the J/ψ , the distribution shows a maximum at the precise value of $m_{J/\psi}$. Constrained fits on this distribution for different values of kinematical parameters then provide us with differential cross sections relative to these parameters (cf. Figure 2 and 3 for $\frac{d\sigma}{dP_T}$).

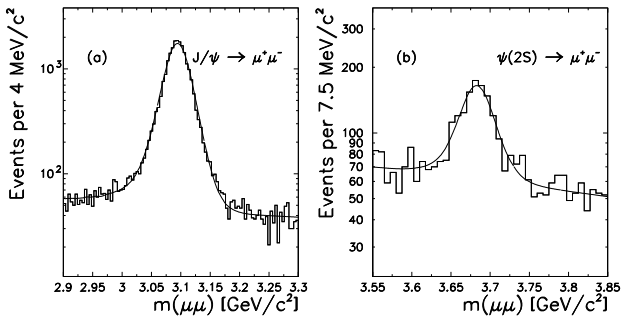


Figure 1: Resonances due to J/ψ (a) and to $\psi(2S)$ (b) [3].

In order to select the type of production, some other constraints can be imposed. Non-Prompt production (coming from b quark decay) is rejected by the detection of a secondary vertex. The prompt but non-direct production (coming from radiative decay –cf. Figure 2: squares and plain triangles–) is rejected by detecting the photon emitted during the decay.

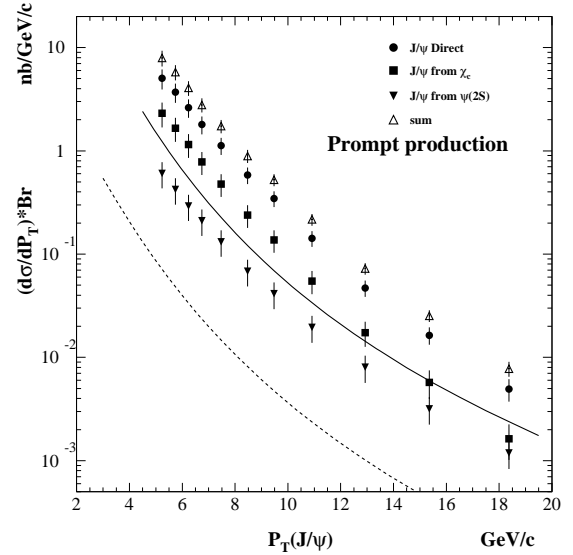


Figure 2: $\frac{d\sigma}{dP_T}\mathcal{B}$ as a function of P_T for J/ψ [4].

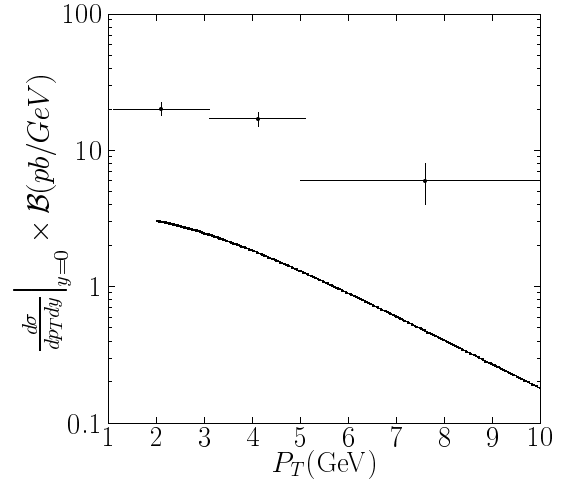


Figure 3: $\frac{d\sigma}{dP_T}\mathcal{B}$ for direct $\Upsilon(3S)$ [8].

Figures 2 and 3 show the curve obtained with the CSM (dotted curve for Figure 2) and the measurements by the CDF Collaboration. In the case of the J/ψ , the discrepancies are more or less a factor of 30, for the $\psi(2S)$ (not shown) they reach 60 and for the $\Upsilon(nS)$ (only the $\Upsilon(3S)$ plot is shown in Figure 3) the factor is 10.

It is therefore evident that the CSM totally fails to reproduce the data. The same thing happens with $D\bar{0}$ results. An experimental problem is thus unlikely. Another important feature to note is that the electropro-

duction data (from HERA detectors) are up to now still in good agreement with CSM predictions.

3 The Color Evaporation Model

This model is based on the fact that $\alpha_{\text{strong}} > 1$ for long range interactions or low 4-momentum transfers. As a consequence, the probability \mathcal{P} that a quark pair undergoes many quantum fluctuations during non-perturbative interactions with surrounding hadronic matter is big. Schematically,

$$\mathcal{P}(\text{gluon fluctuations}) \underset{\alpha_s > 1}{\gg} \mathcal{P}(\text{no fluctuations})$$

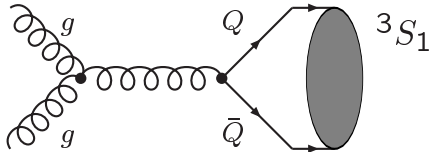
The asymptotic state (the meson) is random, still being colorless. Thus the probability to produce the different quarkonia states of a given family is supposed equal, or almost equal.

Mathematically, this gives

$$\sigma^{(2S+1)L_J} = \frac{F}{9} \int_{2m_{c,b}}^{2m_{D,B}} dm \frac{d\sigma_{c\bar{c},b\bar{b}}}{dm}, \quad (2)$$

where the *natural* value of F is the inverse of the number of quarkonia between the threshold $2m_{c,b}$ and $2m_{D,B}$.

The new feature compared to the CSM is that the leading contribution at low P_T consists in the following process



As already mentioned, this model is in good agreement with experimental data. For instance, it reproduces quite well the energy dependence of the cross section as well as its polarization.

Nevertheless this model raises several remarks:

- It is very phenomenological.
- F is in fact a free parameter, its fitted value seems to depend on the kinematics.
- In order to obtain $\frac{d\sigma}{dP_T}$, one is tempted to introduce NLO contributions. This is by construction of the model normally included in F , and hence one may be double-counting.

4 The Model of Hoyer & Peigné.

This model describes the production of quarkonium through Hard Comover Scattering. Some features of

other related processes, *e.g.* open production, indeed suggest that there exists a comoving gluonic field produced by the hadronic collisions. One can convince oneself that such field doesn't exist in general in QED, and in particular in leptonproduction of quarkonium (cf. Figure 4). This could explain why the problem does not occur in $e-p$ collisions as in $p\bar{p}$ collisions. Moreover, the re-interaction has to be perturbative because the heavy quark symmetry predicts that non-perturbative interactions will not change spin. In this sense the CEM contradicts this model and the heavy quark symmetry.

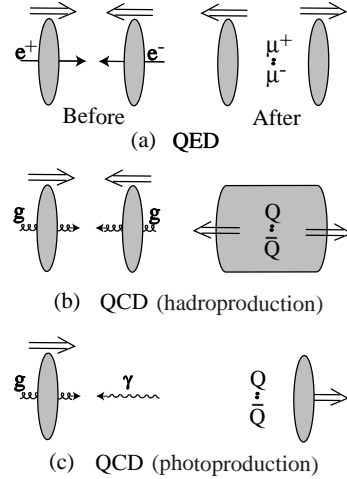


Figure 4: Due to self-interaction of gluons, the gluon field produced by Bremsstrahlung stays at rest in the rest frame of the quark pair.

The authors of this model can thus reproduce the experimental data by fitting the variable which parameterizes the scattering with some assumptions on the topology of the field and on its polarization.

The main success of the model is its physical content, its ability to explain other features than the simple production of quarkonium— for instance J/ψ suppression in hadronic matter— and, as hoped, the results directly linked to production cross sections of vector mesons.

5 Analysis of the theoretical uncertainties.

In order to get a first idea of what could be the source of such discrepancies, we have undertaken an analysis of the theoretical uncertainties arising in the CSM. The first source we've considered is related to the wave function at the origin, which enters directly the expression of the cross section (1).

Its value is in fact extracted from the leptonic decay width, which writes

$$\Gamma(^3S_1 \rightarrow \ell\bar{\ell}) = \frac{64\pi}{9} \frac{\alpha^2 e_Q^2 \psi^2(0)}{M^2}. \quad (3)$$

We thus find that the error on $\Gamma_{\mu\mu}$ introduces an error of at least 10% on the cross-section.

Meson	$ \psi(0) ^2 \pm \sigma_{ \psi(0) ^2}$	Relative error
J/ψ	$0.041 \pm 0.0042 \text{ GeV}^3$	10%
$\psi(2S)$	$0.024 \pm 0.0025 \text{ GeV}^3$	10%
$\Upsilon(1S)$	$0.397 \pm 0.015 \text{ GeV}^3$	4%
$\Upsilon(2S)$	$0.192 \pm 0.030 \text{ GeV}^3$	16%
$\Upsilon(3S)$	$0.173 \pm 0.032 \text{ GeV}^3$	18%

Then we analyzed the uncertainties due to the parton distribution functions (pdf). There exist two ways by which the pdf's can introduce errors in the cross section. Firstly the value of $\alpha_S(Q^2)$ attached with the pdf and secondly the pdf's themselves for the hadronic cross section.

We found that the overall factor resulting from these 3 sources of uncertainties is about 2-3 and roughly constant for different values of P_T .

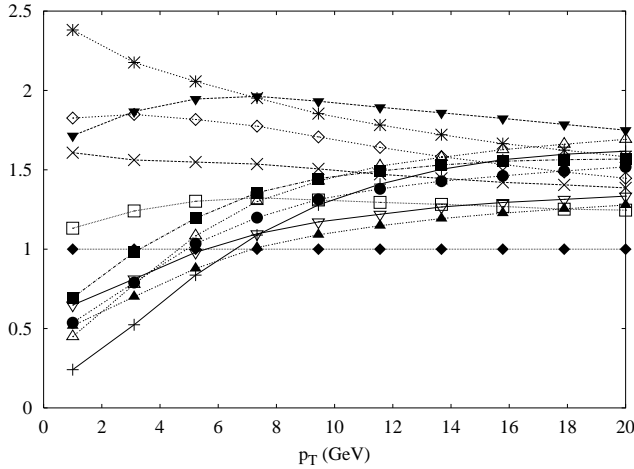


Figure 5: Ratio of the cross sections obtained with various pdf's [9] to the cross section obtained with MRS(G) 2-94.

6 Summary and Outlooks

In this brief review, we saw that the CSM was unable to reproduce the experimental data, especially for charmonia, even if it is based on sensible approximations and postulates. This feature was discovered nearly ten years ago for the ψ' . Even if NRQCD was believed to be the appropriate answer, according to the recent data on polarization, its efficiency is now arguable. Other models, CEM and re-scattering model, are efficient but we need more tests to reinforce their credibility.

In this context, the evaluation of the non-static contribution of the CSM could be one of the solutions. It could open new paths for the understanding of this serious problem and could help for a better understanding

of relativistic wave functions and of gauge invariance in bound states description.

Acknowledgments

I gratefully thank J-R. Cudell for a careful reading of this report and the organizers for the time spent for organizing this meeting. This work is supported by the Institut Interuniversitaire des Sciences Nucléaires (IISN).

References

- [1] C-H. Chang, *Nucl. Phys.* **B 172** (1980) 425.
R. Baier and R. Rückl, *Phys. Lett.* **B 102** (1981) 364.
R. Baier and R. Rückl, *Z. Phys.* **C 19** (1983) 251.
- [2] J.F Amundson, O.J.P. Éboli, E.M. Gregores, F. Halzen, *Phys. Lett.* **B 372** (1996) 127.
J.F Amundson *et al.*, *Phys. Lett.* **B 390** (1997) 323.
- [3] F.Abe *et al.*, CDF Collab., *Phys. Rev. Lett.* **79** (1997) 572
- [4] F.Abe *et al.*, CDF Collab., *Phys. Rev. Lett.* **79** (1997) 578
- [5] G.T. Bodwin, E. Braaten, G. Lepage, *Phys. Rev.* **D 51** (1995) 1125.
G.T. Bodwin *et al.*, *Phys. Rev.* **D 55** (1997) 5853.
- [6] T. Affolder *et al.*, CDF Collab., *Phys. Rev. Lett.* **85** (2000) 2886 (hep-ex/0004027).
- [7] P. Hoyer and S. Peigné, *Phys. Rev.* **D 57** (1998) 1864 (hep-ph/9706486), *Phys. Rev.* **D 59** (1999) 034011 (hep-ph/9806424).
N. Marchal, S. Peigné and P. Hoyer, *Phys. Rev.* **D 62** (2000) 114001 (hep-ph/0004234).
- [8] F. Abe *et al.*, CDF Collab., *Phys. Rev. Lett.* **75** (1995) 4358.
- [9] H.Plothow-Besch, *PDFLIB*, Users's Manual – Version 8.04, W5051 PDFLIB, 2000.04.17, CERN-PPE and references therein.