

Electromagnetic Form Factors of the Nucleon in the Chiral Soliton Model

G. Holzwarth*

Fachbereich Physik, Universität Siegen, D-57068 Siegen, Germany

Abstract

Several years ago it was pointed out that the chiral soliton model allows naturally for satisfactory agreement with the experimentally well-determined proton magnetic form factor G_M^p . The corresponding result for the proton electric form factor at that time was in serious disagreement with the data because the calculated G_E^p showed as a rather stable feature a zero for q^2 near 10 (GeV/c)^2 which was hard to avoid for reasonable choices of parameters, while the data at that time showed no indication for such a behaviour. Meanwhile, new data have confirmed those G_E^p predictions in a remarkable way, so it appears worthwhile to have another look at that model, especially concerning its flexibility with respect to the electric neutron formfactor G_E^n while trying to maintain the satisfactory results for the proton form factors.

PACS numbers:12.39.Fe,13.40.Gp

Keywords: Nucleon, Electromagnetic form factors, Chiral soliton model

*e-mail: holzwarth@physik.uni-siegen.de

Several years ago it was pointed out [1,2] that the chiral soliton model allows quite naturally for very satisfactory agreement with the experimentally well-determined proton magnetic form factor G_M^p for momentum transfers q^2 up to 30 (GeV/c)². The corresponding result for the proton electric form factor at that time was in serious disagreement with the data because the calculated G_E^p showed as a rather stable feature a zero for q^2 near 10 (GeV/c)² which was hard to avoid for reasonable choices of parameters, while the data at that time showed no indication for such a behaviour. The electric neutron square-radius $\langle r^2 \rangle_E^n$ for the parametrizations used at that time was too large (typically ~ -0.25 fm² as compared to the experimental value of -0.114 ± 0.003 fm²) with a resulting electric neutron form factor rising to a maximum of about 0.09 as compared to the maximum of the Galster parametrization of about 0.05. Meanwhile, new data have confirmed the predictions for G_E^p in a remarkable way, so it appears worthwhile to have another look at that model, especially concerning its flexibility with respect to the electric neutron formfactor G_E^n while trying to maintain the satisfactory results for the proton form factors.

It is well known that the e.m. form factors obtained from the plain standard Skyrme model [3] are insufficient and that inclusion of vector meson contributions is necessary [4,5]. There are basically two simple versions to achieve this:

Model A [1] : The pionic Skyrme model for the chiral SU(2)-field U

$$\mathcal{L}^{(\pi)} = \mathcal{L}^{(2)} + \mathcal{L}^{(4)} \quad (1)$$

$$\mathcal{L}^{(2)} = \frac{f_\pi^2}{4} \int \left(-tr L_\mu L^\mu + m_\pi^2 tr(U + U^\dagger - 2) \right) d^3x, \quad \mathcal{L}^{(4)} = \frac{1}{32e^2} \int tr[L_\mu, L_\nu]^2 d^3x \quad (2)$$

(where L_μ denotes the chiral gradients $L_\mu = U^\dagger \partial_\mu U$) is used with its standard constants: pion decay constant $f_\pi = 93$ MeV, pion mass $m_\pi = 138$ MeV, and the well-established Skyrme parameter $e = 4.25$. The coupling to the photon field is obtained through the local gauge transformation $U \rightarrow e^{i\epsilon Q} U e^{-i\epsilon Q}$ with the charge operator $Q = (\frac{1}{3} + \tau_3)/2$. The isoscalar part of the coupling arises from gauging the standard Wess-Zumino term.

To incorporate vector meson effects the resulting form factors then are multiplied by the factors

$$\Lambda_I(q^2) = \lambda_I \left(\frac{m_I^2}{m_I^2 + q^2} \right) + (1 - \lambda_I) \quad (3)$$

with $I=0,1$ for isoscalar and isovector form factors; m_0, m_1 are the ω - and ρ -masses $m_\omega = 783$ MeV, $m_\rho = 770$ MeV, respectively; so the parameters λ_0, λ_1 allow for admixing of the vector meson poles to the purely pionic formfactors. The detailed expressions for the form factors are given explicitly in [1]. So, with e kept fixed at its standard value, this most simple version contains two parameters: λ_0 and λ_1 .

Model B [2] : The vector mesons are included explicitly as dynamical degrees of freedom in the lagrangian. In the minimal version the axial vector mesons are eliminated in chiral invariant way [6,7]. This leaves two gauge coupling constants g_ρ, g_ω for ρ - and ω -mesons.

$$\mathcal{L} = \mathcal{L}^{(\pi)} + \mathcal{L}^{(\rho)} + \mathcal{L}^{(\omega)} \quad (4)$$

$$\mathcal{L}^{(\rho)} = \int \left(-\frac{1}{8} \text{tr} \rho_{\mu\nu} \rho^{\mu\nu} + \frac{m_\rho^2}{4} \text{tr} (\rho_\mu - \frac{i}{2g_\rho} (l_\mu - r_\mu))^2 \right) d^3x, \quad (5)$$

$$\mathcal{L}^{(\omega)} = \int \left(-\frac{1}{4} \omega_{\mu\nu} \omega^{\mu\nu} + \frac{m_\omega^2}{2} \omega_\mu \omega^\mu + 3g_\omega \omega_\mu B^\mu \right) d^3x, \quad (6)$$

with the topological baryon current $B_\mu = \frac{1}{24\pi^2} \epsilon_{\mu\nu\rho\sigma} \text{tr} L^\nu L^\rho L^\sigma$, and $l_\mu = \xi^\dagger \partial_\mu \xi$, $r_\mu = \partial_\mu \xi \xi^\dagger$, where $\xi^2 = U$.

The contributions of the vector mesons to the electromagnetic currents arise from the local gauge transformations

$$\rho^\mu \rightarrow e^{i\epsilon Q_V} \rho^\mu e^{-i\epsilon Q_V} + \frac{Q_V}{g_\rho} \partial^\mu \epsilon, \quad \omega^\mu \rightarrow \omega^\mu + \frac{Q_0}{g_0} \partial^\mu \epsilon \quad (7)$$

(with $Q_0 = 1/6$, $Q_V = \tau_3/2$). The resulting form factors are expressed in terms of three static and three induced profile functions which characterize the rotating hedgehog soliton with baryon number $B = 1$.

Because the Skyrme term $\mathcal{L}^{(4)}$ at least partly accounts for static ρ -meson effects its strength in Model B must be strongly reduced, or could even be omitted. So, in this model we consider e as an additional parameter. The coupling constant g_ρ can be fixed by the KSRF relation $g_\rho = m_\rho / (2\sqrt{2}f_\pi) = 2.925$, but small deviations from this value are tolerable. The ω -mesons introduce two gauge coupling constants, g_ω to the baryon current in $\mathcal{L}^{(\rho)}$, and g_0 for the isoscalar part of the charge operator. Within the $SU(2)$ scheme we can in principle allow g_0 to differ from g_ω and thus exploit the freedom in the e.m. coupling of the isoscalar ω -mesons. However, as the isoscalar part of the electromagnetic current is given by the baryonic current, it is natural to expect $g_\omega \approx g_0$.

A difficulty of all nucleon models is to relate the form factors evaluated in the nucleon rest frame to their momentum-transfer dependence in the Breit frame moving relative to the rest frame with velocity v , with

$$\gamma^2 = (1 - v^2)^{-1} = 1 + \frac{q^2}{(2M)^2}, \quad (8)$$

where M is the nucleon mass. Unfortunately, the simple boost prescription [8,9]

$$G_M^{Breit}(q^2) = \gamma^{-2} G_M^{rest}(\gamma^{-2} q^2), \quad G_E^{Breit}(q^2) = G_E^{rest}(\gamma^{-2} q^2) \quad (9)$$

has a serious flaw: it generally violates the superconverge law expected for nucleon formfactors [10]

$$q^2 G^{Breit}(q^2) \rightarrow 0 \quad \text{for} \quad q^2 \rightarrow \infty. \quad (10)$$

This is due to the fact that the boost in Eq.(9) maps $G^{rest}(4M^2) \rightarrow G^{Breit}(q^2 \rightarrow \infty)$, and $G^{rest}(4M^2)$, although being very small, generally does not vanish exactly. This shows up, of course, in a very drastic way, if the resulting formfactors are divided by the standard dipole

$$G_D(q^2) = 1/(1 + q^2/0.71)^2, \quad (11)$$

which is the common way to present them. So it is vital for a comparison with experimentally determined form factors for $q^2 \gg M^2$ to modify the boost prescription in such a way that agreement with the data for $G_M^p/(\mu_p G_D)$ at the highest available values of q^2 is improved. A simple way to achieve this is to allow the mass M in the boost Eq.(9) to be larger than the experimental value of the nucleon mass, which further decreases the absolute value of $G_M^{rest}(4M^2)$. One might even argue this to be consistent with the soliton model because the classical soliton masses typically are around 1.5 GeV. Further improvement of the high- q^2 behaviour could be achieved by enforcing superconvergence through subtraction of the small constants $G^{rest}(4M^2)$ from the form factors as described in [1]. In any case, however, the high- q^2 behaviour is not a profound consequence of the model but rather reflects the boost prescription. So, in the following, we do not enforce superconvergence.

Of course, it is unfortunate that in this way the physical information provided by the high- q^2 limit of $G_M^p/(\mu_p G_D)$ is lost, but there is no hope anyway, why such low-energy effective models should give a profound answer for that high- q^2 limit. However, the functional form of the different form factors relative to each other remains largely intact. Therefore in both versions, Model A and Model B, we introduce the boost mass M in Eq.(9) as one additional parameter to adjust to the high- q^2 data for $G_M^p/(\mu_p G_D)$.

The parameters λ_0 and λ_1 in Model A determine the amount of vector dominance in the isoscalar and isovector channels, respectively. Their difference, $\lambda_0 - \lambda_1$, therefore is crucial for the magnitude of the electric neutron formfactor G_E^n . In [1] they were taken equal for simplicity ($\lambda_0 = \lambda_1 = 0.75$), which resulted in the quadratic neutron radius being much too large. Improving on this point requires stronger vector dominance for the ω -meson ($\lambda_0 \rightarrow 1$) with λ_1 still around 0.75. We present in Fig. 1 results for Model A with $\lambda_0 = 0.92$, $\lambda_1 = 0.78$, and $M=1.5$ GeV. The form of G_E^n is very similar to the Galster parametrization [11], but still exceeds it by about 20% near the maximum. Attempts to further lower it (by increasing the difference $\lambda_0 - \lambda_1$) result in simultaneous decrease of $G_E^p \mu_p / G_M^p$, moving it further to the left of the recent data set of [12,13]. So, in this very restricted model we find it difficult to bring G_E^n down to the Galster result, while maintaining overall agreement with both proton form factors. (The sharp rise of $G_M^p/(\mu_p G_D)$ beyond 10 (GeV/c)² is due to the small finite value of $G^{rest}(4M^2)$. It could be removed by enforcing superconvergence.)

In Model B the amount of vector dominance for the ρ -meson is fixed by the ratio $g_\rho/(m_\rho f_\pi)$, while for the ω -mesons it is determined by $g_\omega/g_0 = \lambda_0$. So, the results from Model A imply that the constraint $g_\omega = g_0$ in Model B should lead to better results for G_E^n , which indeed proves to be the case. For satisfactory overall agreement of the proton form factors we find it helpful to keep a small Skyrme term in the lagrangian (note that it is $\sim e^{-2}$, so with $e=12$ it has about 10% of its standard strength). We present in Fig. 2 two fits: (B1) with $e=12$, $g_\rho=2.6$, $g_\omega=g_0=1.4$, and $M=1.89$ GeV; and (B2): with $e=12$, $g_\rho=2.64$, $g_\omega=0.9$, $g_0=1.1g_\omega$, and $M=2.1$ GeV. Again it proves difficult to further lower the electric neutron form factor, with the ratio $g_\omega/g_0=1$ fixed (in fit B1), and trying to keep $G_E^p \mu_p / G_M^p$ within the data. The form of G_E^n in this case differs slightly from the Galster form, the maximum is shifted to lower q^2 , and the following decrease is steeper, so G_E^n for $q^2 > 1(\text{GeV}/c)^2$ is smaller than the Galster result. However, G_E^n is very sensitive to the ratio g_ω/g_0 and allowing for a 10% increase (fit B2) brings its maximum down to the Galster value. Readjustment of g_ρ and g_ω allows to maintain the agreement with both proton form factors. The resulting G_E^n develops a small dip beyond its main decrease so it actually passes through zero near

$q^2 \approx 3(\text{GeV}/c)^2$. For small q^2 , G_E^n still exceeds the Galster parametrization (because the maximum is shifted to the left), so the absolute values of the resulting neutron square radii are still too large (cf. Table 1).

It is of interest to also look at the magnetic neutron form factor G_M^n . In order to get rid of the problems with superconvergence we consider the ratio of the normalized proton and neutron form factors $G_M^n \mu_p / (G_M^p \mu_n)$. In Fig.3 we present these ratios for both models, together with data from [14,15]. Both models consistently predict this ratio to increase above 1 by 20-40% for $q^2 > 1(\text{GeV}/c)^2$. This increase is the more pronounced the lower the value of G_E^n near $1(\text{GeV}/c)^2$ is. The present data do not show such an increase, in fact they indicate the opposite tendency. This conflict was already noticed in [1].

In Table 1 we list the quadratic radii and magnetic moments as they arise from the three fits given above. Notoriously low are the magnetic moments, as is well known in chiral soliton models. Quantum corrections may partly be helpful in this respect (see [16]), as they certainly are for the absolute values of the masses. Of course both models can be extended; the addition of 6th order terms in Model A, the explicit inclusion of axial vector mesons in Model B provide more flexibility through additional parameters. It is, however, remarkable that in their minimal versions as described above they are able to provide quite satisfactory results for both proton and the electric neutron form factors. In fact, the sharp drop in G_E^p was predicted by these models, and it would be very interesting to have also new data for G_M^n concerning the conflict indicated in Fig.3. Evidently, the weakest point of these considerations is the transition from the rest- to the Breit frame. Although it looks quite natural, the Ji-prescription Eq.(9) is very unsatisfactory, and it would be highly desirable to have superconvergence incorporated in a cogent way. As long as this problem has not been settled there is little hope to gain profound insight from high- q^2 ($>10(\text{GeV}/c)^2$) data for e.m.form factors.

	Model A	Model B1	Model B2	Exp.
$\langle r^2 \rangle_E^p$	0.795	0.807	0.782	0.74
$\langle r^2 \rangle_M^p$	0.713	0.738	0.708	0.74
$\langle r^2 \rangle_E^n$	-0.200	-0.238	-0.203	-0.114
$\langle r^2 \rangle_M^n$	0.729	0.776	0.739	0.77
μ_p	1.78	1.71	1.49	2.79
μ_n	-1.42	-1.27	-1.05	-1.91

TABLE I. Nucleon quadratic radii and magnetic moments as obtained from Models A and B, for the fits given in the text, compared to their experimental values [22].

REFERENCES

- [1] G. Holzwarth, *Z. Phys.* **A356** (1996) 339.
- [2] G. Holzwarth, *Prog. Part. Nucl. Phys.* **36** (1996) 161; *Proc. 6th Int. Symp. Meson-Nucleon Phys., πN Newsletter* **10** (1995) 103.
- [3] E. Braaten, S.M. Tse and C. Willcox, *Phys. Rev.* **D34** (1986) 1482; *Phys. Rev. Lett.* **56** (1986) 2008.
- [4] U.G. Meissner, N. Kaiser and W. Weise, *Nucl. Phys.* **A466** (1987) 685; U.G. Meissner, *Phys. Reports* **161** (1988) 213.
- [5] F. Meier, in: *Baryons as Skyrme solitons*, ed. G. Holzwarth (World Scientific, Singapore 1993), 159.
- [6] O. Kaymakcalan and J. Schechter, *Phys. Rev.* **D 31** (1985) 1109; M. Bando, T. Kugo, S Uehara, K. Yamawaki, and T. Yanagida, *Phys. Rev. Lett.* **54** (1985) 1215.
- [7] B. Schwesinger, H.Weigel, G.Holzwarth, and A. Hayashi, *Phys. Reports* **173** (1989) 173.
- [8] A.L. Licht and A. Pagnamenta, *Phys. Rev.* **D 2** (1976) 1150 ; and 1156.
- [9] X. Ji, *Phys. Lett.* **B254** (1991) 456.
- [10] V.A. Matveev, R.M. Muradyan, and A.N. Tavkhelidze, *Lett. Nuovo Cim.* **7** (1973) 719.
- [11] S. Galster et al., *Nucl. Phys.* **B32** (1971) 221.
- [12] M. K. Jones et al., *Phys. Rev. Lett.* **84** (2000) 1398.
- [13] O. Gayou et al., *nucl-ex/0111010*.
- [14] S. Rock et al., *Phys. Rev. Lett.* **49** (1982) 1139.
- [15] A. Lung et al., *Phys. Rev. Lett.* **70** (1993) 718.
- [16] F. Meier and H. Walliser, *Phys. Reports* **289** (1997) 383.
- [17] G. Höhler et al., *Nucl. Phys.* **B114** (1976) 505.
- [18] A.F. Sill et al., *Phys. Rev.* **D48** (1993) 29.
- [19] L. Andivahis et al., *Phys. Rev.* **D50** (1994) 5491.
- [20] R.C. Walker et al., *Phys. Rev.* **D49** (1994) 5671.
- [21] S. Platchkov et al., *Nucl. Phys.* **A510** (1990) 740.
- [22] G. Simon, F. Borkowski, C. Schmitt, and V. H. Walther, *Z. Naturforsch.* **35A** (1980) 1.

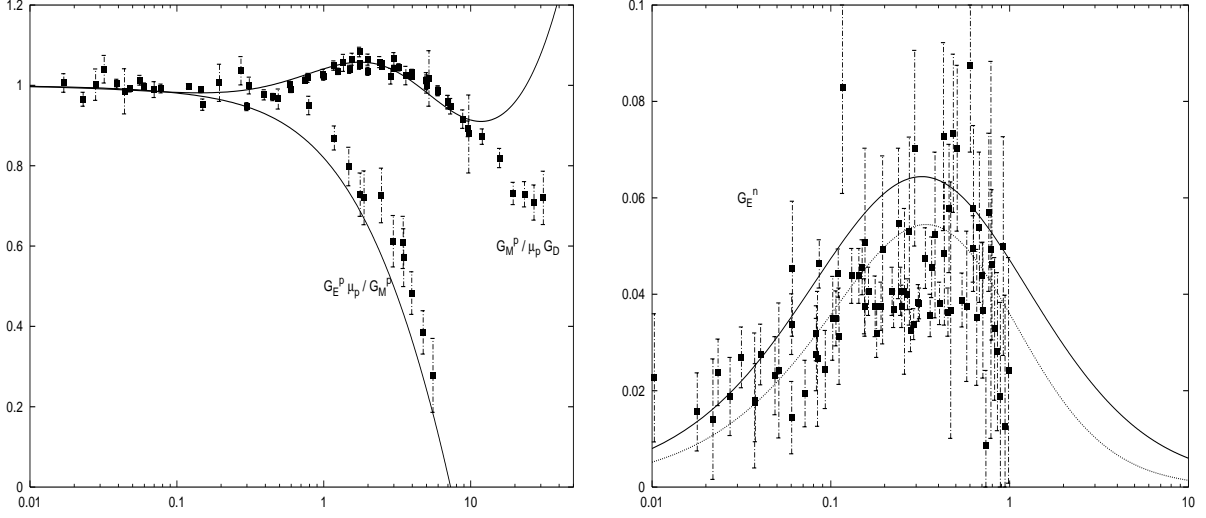


FIG. 1. Magnetic and electric formfactors of the proton $G_M^p/(\mu_p G_D)$ and $G_E^p \mu_p / G_M^p$ (left) and electric formfactor G_E^n of the neutron (right), for Model A with $\lambda_0=0.92$, $\lambda_1=0.78$, and $M=1.5$ GeV. The data for G^p are from [12,13,17–20]. The data for G_E^n are from [21] for Paris potential and from [11] for Lomon wavefunction, the dotted line is the corresponding Galster parametrization.

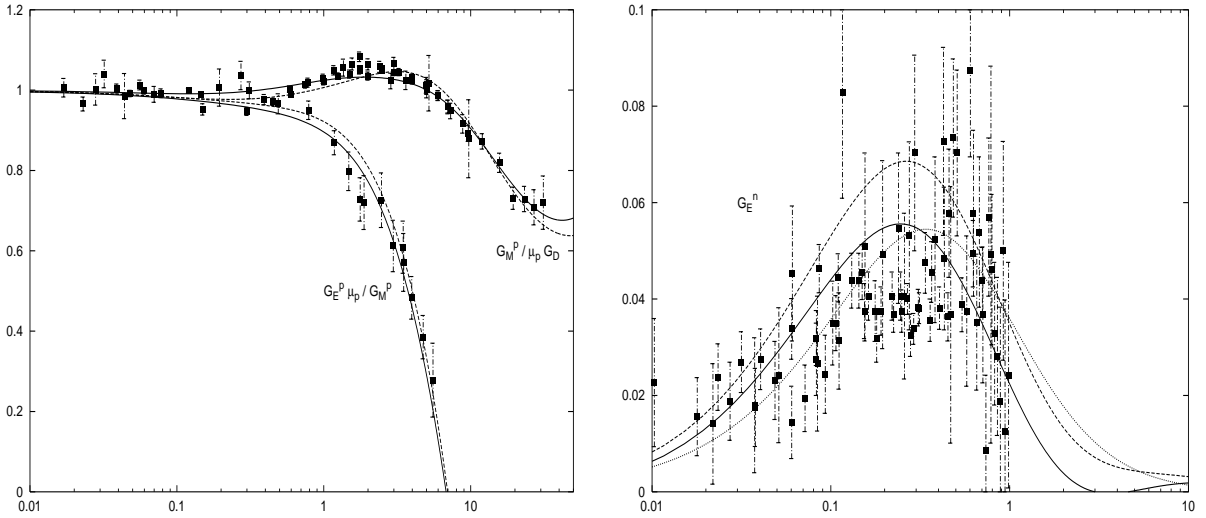


FIG. 2. The same as Fig.1 for Model B: Fit B1 (dashed lines): $e=12$, $g_\rho=2.6$, $g_\omega=g_0=1.4$, and $M=1.89$ GeV; Fit B2 (full lines): $e=12$, $g_\rho=2.64$, $g_\omega=0.9$, $g_0=1.1g_\omega$, and $M=2.1$ GeV. The dotted line for G_E^n again is the Galster parametrization.

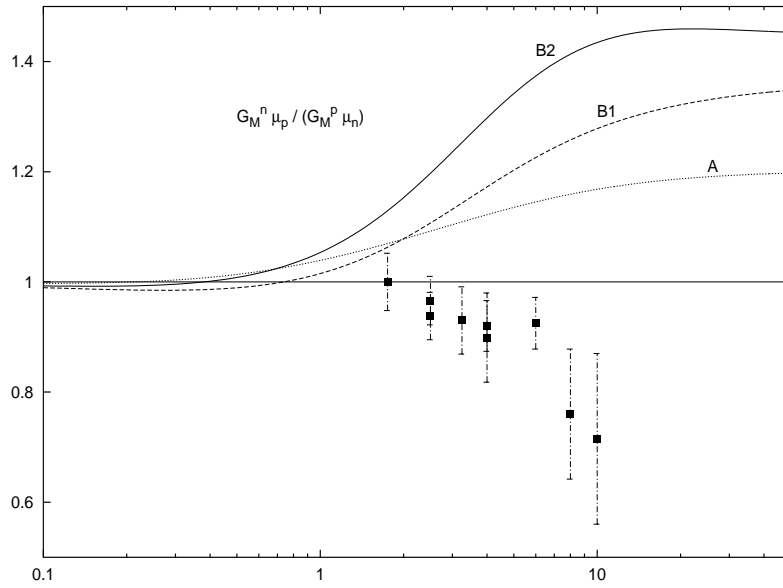


FIG. 3. The ratio of normalized magnetic neutron and proton form factors $G_M^n \mu_p / (G_M^p \mu_n)$ for model A (dotted line) and for model B (fit B1: dashed line, fit B2: full line). The data are from [14,15].