

Single Top Production at HERA and THERA

A.T.ALAN and A.SENOL

*Department of Physics, Faculty of Sciences and Arts,
Abant Izzet Baysal University, 14280 Gökçöy, Bolu, TURKEY*

(Dated: October 26, 2018)

Abstract

We study the single top production mediated by flavor changing neutral current via both of the $t - q - \gamma$ and $t - q - Z$ vertices (here q represents c and u quarks) in ep collisions at two colliders HERA and THERA. Contribution of the second vertex becomes even more important as the couplings take more improved values provided by the higher luminosities of colliders. In addition to these improvements if the CM energy of the collider is increased, the production will be dominated by the anomalous $t - q - Z$ vertex.

I. INTRODUCTION

It is well known that within the Standard Model (SM), single top quark production is negligible because of the flavor conservation in the leading order. However in a wide class of dynamical models extending the SM this possibility exists due to the large top mass close to the electroweak symmetry breaking scale. Flavor Changing Neutral Current (FCNC) interactions of top quarks has a particular importance. In these models the top quarks is predicted to have significantly large FCNC interactions [1, 2]. Production of single top quarks via FCNC vertices was extensively studied at e^+e^- [3, 4] and at hadron colliders [5, 6, 7]. At HERA, as a lepton-hadron type collider, the same production was first investigated in [8]. In this reference only the charm distribution in the proton is considered. The H1 Collaboration searched for the production by considering both of anomalous vertices $t-u-\gamma$ and $t-c-\gamma$ from the fact that HERA has much higher sensitivity to $\kappa_{u\gamma}$ than to $\kappa_{c\gamma}$, due to more favorable parton density [10].

In this paper we analyze anomalous single top production considering both of the $\kappa_{q\gamma}$ and κ_{qZ} couplings to see especially the contribution of the second coupling. In order to make illustration clear we present the numerical results for HERA and THERA [9] colliders with the CM energies $\sqrt{S} = 320$ and 1000 GeV respectively.

II. ANOMALOUS TOP DECAYS

We consider the most general effective Lagrangian proposed in [3] (generalized by the H1 Collaboration to include $u \rightarrow t$ transition [14]) to describe the anomalous top decays $t \rightarrow q\gamma$ and $t \rightarrow qZ$:

$$\mathcal{L}_{eff} = \sum_{U=u,c} i \frac{e e_U}{\Lambda} \bar{t} \sigma_{\mu\nu} q^\nu \kappa_{\gamma,U} U A^\mu + \frac{g}{2 \cos \theta_W} \bar{t} [\gamma_\mu (v_{Z,U} - a_{Z,U} \gamma^5) + i \frac{1}{\Lambda} \sigma_{\mu,\nu} q^\nu \kappa_{Z,U}] U Z^\mu + h.c., \quad (1)$$

where $\sigma_{\mu,\nu} = (i/2)[\gamma^\mu, \gamma^\nu]$, θ_W is the Weinberg angle, e_U is the electric charge of up-type quarks, and Λ denotes the scale up to which the effective theory is assumed to hold. By convention we set $\Lambda = m_t$ in the following.

We find:

$$\Gamma(t \rightarrow q\gamma) = \alpha e_q^2 \kappa_{q\gamma}^2 m_t \left(1 - \frac{m_q^2}{m_t^2}\right)^3 \quad (2)$$

$$\Gamma(t \rightarrow qZ) = \frac{\alpha m_t}{4 \sin^2 \theta_W \cos^2 \theta_W} \left(1 - \frac{M_Z^2}{m_t^2}\right)^2 \left[\kappa_{qz}^2 \left(1 + \frac{M_Z^2}{2m_t^2}\right) - 3v_q \kappa_{qz} + (a_q^2 + v_q^2) \left(1 + \frac{m_t^2}{M_Z^2}\right)\right] \quad (3)$$

where α is the fine structure constant, M_Z is the mass of Z boson. Using the standard decay value $\Gamma(t \rightarrow qW) = 1.397 \text{ GeV}$ and the experimental constrains [11]

$$\begin{aligned} BR(t \rightarrow q\gamma) &< 3.2\% \quad CL \ 95\% \\ BR(t \rightarrow qZ) &< 33\% \quad CL \ 95\% \end{aligned}$$

the upper limits on the couplings are easily obtained;

$$\kappa_{q\gamma} < 0.24 \quad \kappa_{qZ} < 0.27 \quad (4)$$

In obtaining these values we assumed $Im \ \kappa_{qZ} = 0$ and since $m_q \ll m_t$, we neglected the light quark masses.

III. THE PRODUCTION OF SINGLE TOP QUARKS AT HERA AND THERA

Differential production cross sections corresponding to the diagrams mediated by γ , Z and their interference term respectively are;

$$\frac{d\hat{\sigma}_\gamma}{d\hat{t}} = \frac{e_0^2 e^4 \kappa_{q\gamma}^2}{8\pi \hat{s}^2 \hat{t}} \left[(2\hat{s} + \hat{t}) - \frac{2\hat{s}(\hat{s} + \hat{t})}{m_t^2} - m_t^2 \right] \quad (5)$$

$$\begin{aligned} \frac{d\hat{\sigma}_Z}{d\hat{t}} &= \frac{g_Z^4}{128\pi \hat{s}^2 m_t^2 [(\hat{t} - M_Z^2)^2 + \Gamma_Z^2 M_Z^2]} \\ &\quad \{ (a_e^2 + v_e^2) \kappa_{qZ}^2 [(2\hat{s} + \hat{t}) m_t^2 - 2\hat{s}(\hat{s} + \hat{t}) - m_t^4] \hat{t} \\ &\quad + 2\kappa_{qZ} m_t^2 [v_q (a_e^2 + v_e^2) (\hat{t} - m_t^2) - 2a_e v_e a_q (2\hat{s} + \hat{t} - m_t^2)] \hat{t} \\ &\quad + [(a_q^2 + v_q^2) (a_e^2 + v_e^2) [2\hat{s}^2 + 2\hat{s}\hat{t} - (2\hat{s} + \hat{t}) m_t^2 + \hat{t}^2] - 4a_e v_e a_q v_q (2\hat{s} + \hat{t} - m_t^2)] m_t^2 \} \end{aligned} \quad (6)$$

$$\begin{aligned} \frac{d\hat{\sigma}_{int}}{d\hat{t}} &= \frac{g_Z^2 e_0^2 \kappa_{q\gamma} (\hat{t} - M_Z^2)}{16\pi \hat{s}^2 m_t^2 [(t - M_Z^2)^2 + \Gamma_Z^2 M_Z^2]} \\ &\quad \{ a_e a_q (2\hat{s} + \hat{t} - m_t^2) m_t^2 + v_e [2\hat{s}^2 \kappa_{qZ} - (\hat{t} - m_t^2) (m_t^2 (v_q + \kappa_{qZ}) - 2\hat{s} \kappa_{qZ})] \}. \end{aligned} \quad (7)$$

The total cross section is obtained by the integral of the sum of these three :

$$\sigma_{tot} = \int_{x_{min}}^1 f_q(x) dx \int_{t_-}^{t_+} \frac{d\hat{\sigma}}{d\hat{t}} d\hat{t} \quad (8)$$

where $t_- = -(\hat{s} - m_t^2), t_+ = t_{cut} = -0.001 GeV$ and $x_{min} = m_t^2/S$.

$f_q(x)$ is the quark distribution function inside the proton [12, 13]:

$$\begin{aligned} f_u(x) &= A_u x^{\eta_1-1} (1-x)^{\eta_2} (1 + \epsilon_u \sqrt{x} + \gamma_u x) \\ f_c(x) &= \frac{1}{2} N_5 x^2 \left[\frac{1}{3} (1-x)(1+10x+4x^2) + 2x(1+x) \ln x \right] (n=2) \end{aligned}$$

where $A_u = 0.8884$, $\eta_1 = 0.4710$, $\eta_2 = 3.404$, $\epsilon_u = 1.628$, $\gamma_u = 9.628$ and $N_5 = 36$.

Figure 1- 3 display the photonic and total cross-section due to up quark distribution as a function of the center of mass energy (from HERA to THERA energy), taking, $\kappa_{u\gamma} = 0.3, 0.2, 0.1$ (solid lines) and $\kappa_{uZ} = \kappa_{u\gamma} = 0.3, 0.2, 0.1$ (dashed lines) respectively. These values for the coupling constants were chosen for purposes of demonstration only. Since the contribution of the charm quark distribution to the production cross sections is much less than that of the up distribution, instead of displaying the corresponding figures, we tabulated the cross-section values in Table I- III. Table I is formed by considering only the photonic channel ($\kappa_{c\gamma} = 0.1, 0.2$ and 0.3). In forming Table II and III we considered both of the couplings $\kappa_{c\gamma}$ and κ_{cZ} with the values as indicated and therefore tabulated the total cross section values at HERA and THERA colliders respectively.

IV. CONCLUSIONS

In most of the single top searches the dominant contribution to the production is expected from the anomalous coupling $\kappa_{q\gamma}$ only. However the contribution due to κ_{qZ} becomes important for the production with more stringent bounds on these couplings. From Figure 1- 3 it is clear that contribution of the anomalous production vertex $t - q - Z$ is negligible only at HERA energies for $\kappa_{uV} = 0.3$ (here V refers to γ and Z). On the other hand the contribution of this vertex is increased in two ways; one is by increasing the center of mass energy and the other is as the couplings take more stringent values. Figure 3 shows that if they take the same value of 0.1 , the production is dominated by the anomalous vertex $t - q - Z$ at THERA energies.

Acknowledgments

We would like to thank T.Tait for helpful discussion. This work was supported by Abant Izzet Baysal University Research Fund.

- [1] H. Fritzsh, Phys.Lett. **B224** (1989) 423.
- [2] T. Han, R.D. Peccei, X. Zhang, Nucl.Phys. **B434** (1995) 527.
- [3] T.Han and J.L. Hewett, Phys.Rev. **D60** (1999) 074015.
- [4] V.F. Obraztsov S.R. Slabospitsky O.P. Yushchenko, Phys.Lett. **B426** (1998) 393.
- [5] T.Tait, C.P.Yuan, Phys.Rev. **D63** (2001) 014018.
- [6] T.Tait, C.P.Yuan, Phys.Rev. **D55** (1997) 7300.
- [7] E.Malkawi, T.Tait, Phys.Rev. **D54** (1996) 5758.
- [8] H. Fritzsch, D. Holtmannspoetter, Phys.Lett. **B457** (1999) 186.
- [9] H. Abramowicz *et al.* [TESLA-N Study Group Collaboration], TESLA: The superconducting electron positron linear collider with an integrated X-ray laser laboratory. Technical design report. Pt. 6: Appendices. Chapter 2: THERA: Electron proton scattering at $s^{**}(1/2)$ approx. 1-TeV,” DESY-01-011.
- [10] H1 Collaboration ”Search for Single Top Production in $e^{\pm}p$ collisions at HERA”, contributed paper 516, LP2001, Rome.
- [11] D.E. Groom et al., The European Physical Journal **C15** (2000) 1.
- [12] A. D. Martin, R. G. Roberts, W. J. Stirling, R. S. Thorne, Eur.Phys.J. **C4** (1998) 463.
- [13] J.F. Gunion and R.Vogt, hep-ph/9706252.
- [14] This possibility is stated also in ref. [5]

$\kappa_{c\gamma}$	0.1	0.2	0.3
$\sqrt{S} = 320$	$1.6 \cdot 10^{-3}$	$6.2 \cdot 10^{-3}$	$14.0 \cdot 10^{-3}$
$\sqrt{S} = 1000$	$0.7 \cdot 10^{-2}$	$2.7 \cdot 10^{-2}$	$6.2 \cdot 10^{-2}$

TABLE I: Single top production cross section in pb due to charm quark distribution mediated by photon

	$\kappa_{qZ} = 0$	$\kappa_{cZ} = 0.1$	$\kappa_{cZ} = 0.2$	$\kappa_{cZ} = 0.3$
$\kappa_{c\gamma} = 0$	$3.0 \cdot 10^{-3}$	$3.2 \cdot 10^{-3}$	$3.4 \cdot 10^{-3}$	$3.7 \cdot 10^{-3}$
$\kappa_{c\gamma} = 0.1$	$5.3 \cdot 10^{-3}$	$5.5 \cdot 10^{-3}$	$5.7 \cdot 10^{-3}$	$6.0 \cdot 10^{-3}$
$\kappa_{c\gamma} = 0.2$	$10.6 \cdot 10^{-3}$	$10.8 \cdot 10^{-3}$	$11.0 \cdot 10^{-3}$	$11.3 \cdot 10^{-3}$
$\kappa_{c\gamma} = 0.3$	$19.0 \cdot 10^{-3}$	$19.2 \cdot 10^{-3}$	$19.5 \cdot 10^{-3}$	$19.8 \cdot 10^{-3}$

TABLE II: The total single top production cross section in pb due to charm quark distribution at HERA

	$\kappa_{cZ} = 0$	$\kappa_{cZ} = 0.1$	$\kappa_{cZ} = 0.2$	$\kappa_{cZ} = 0.3$
$\kappa_{c\gamma} = 0$	$4.1 \cdot 10^{-2}$	$4.2 \cdot 10^{-2}$	$4.5 \cdot 10^{-2}$	$4.9 \cdot 10^{-2}$
$\kappa_{c\gamma} = 0.1$	$5.0 \cdot 10^{-2}$	$5.1 \cdot 10^{-2}$	$5.4 \cdot 10^{-2}$	$5.8 \cdot 10^{-2}$
$\kappa_{c\gamma} = 0.2$	$7.2 \cdot 10^{-2}$	$7.3 \cdot 10^{-2}$	$7.6 \cdot 10^{-2}$	$8.1 \cdot 10^{-2}$
$\kappa_{c\gamma} = 0.3$	$10.7 \cdot 10^{-2}$	$10.9 \cdot 10^{-2}$	$11.2 \cdot 10^{-2}$	$11.7 \cdot 10^{-2}$

TABLE III: The total single top production cross section in pb due to charm quark distribution at THERA

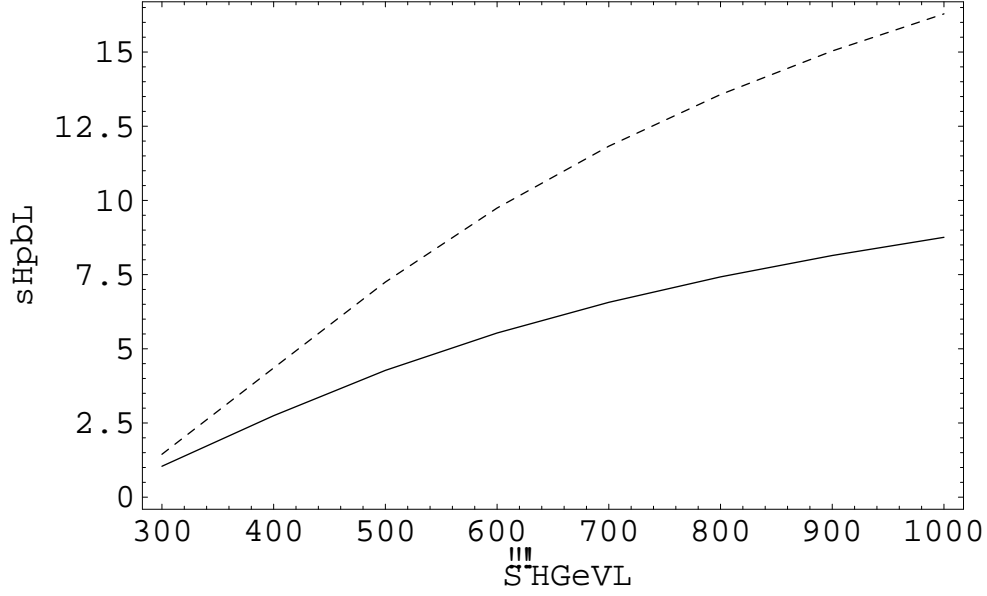


FIG. 1: Photonic (solid line) and total (dashed line) production cross section for the FCNC single top quark as a function of center of mass energy with $\kappa_{u\gamma} = 0.3$ and $\kappa_{u\gamma} = \kappa_{uZ} = 0.3$ respectively.

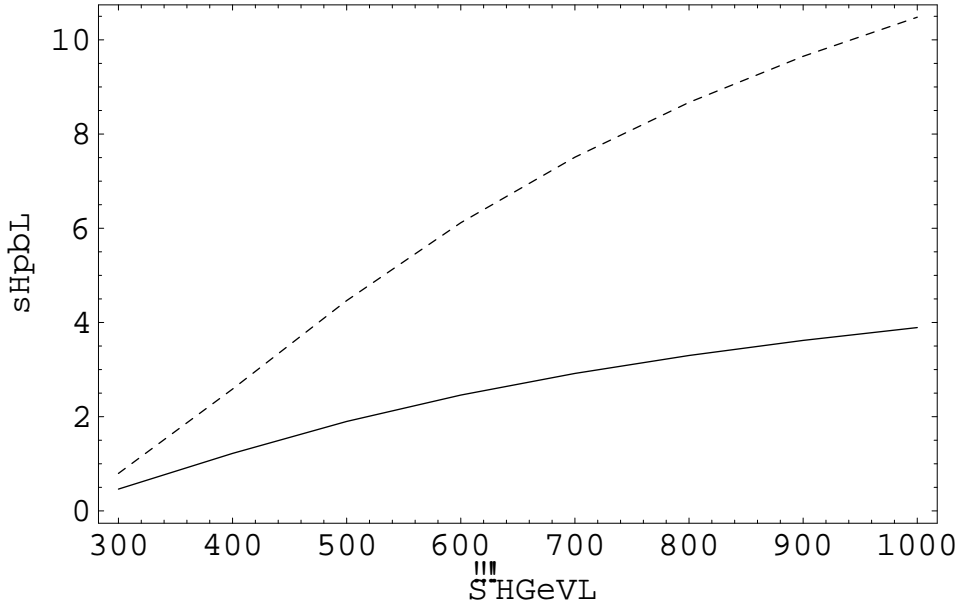


FIG. 2: Photonic (solid line) and total (dashed line) production cross section for the FCNC single top quark as a function of center of mass energy with $\kappa_{u\gamma} = 0.2$ and $\kappa_{u\gamma} = \kappa_{uZ} = 0.2$ respectively.

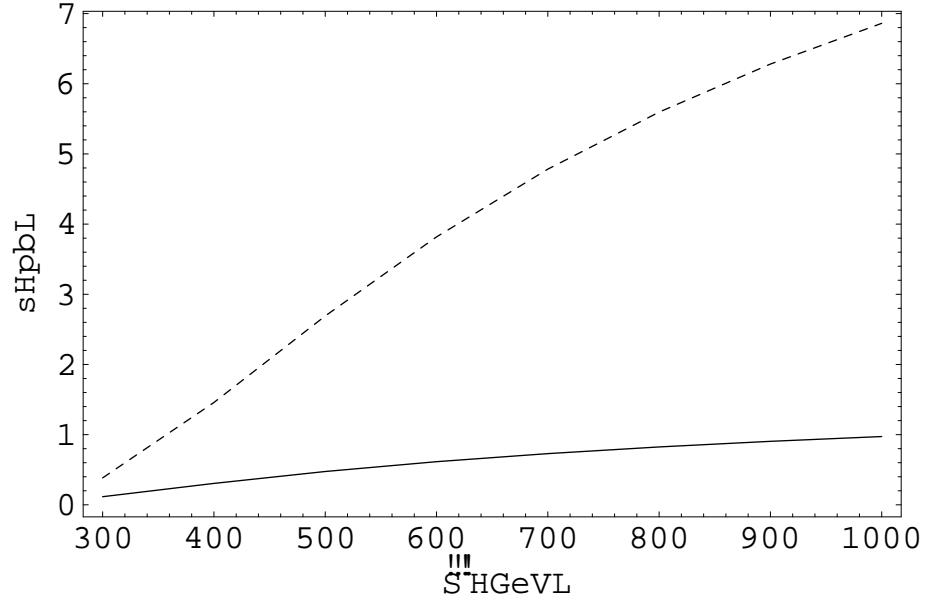


FIG. 3: Photonic (solid line) and total (dashed line) production cross section for the FCNC single top quark as a function of center of mass energy with $\kappa_{u\gamma} = 0.1$ and $\kappa_{u\gamma} = \kappa_{uZ} = 0.1$ respectively.