

Jet and Dijet Rates in pA Collisions

A. Accardi^a and N. Armesto^b

^a Institut für Theoretische Physik der Universität Heidelberg, Germany

^b Departamento de Física, Universidad de Córdoba, Spain

The study of jet production has become one of the precision tests of QCD. Next-to-leading order (NLO) computations have been successfully confronted with experimental data. For example, jet production at the TeVatron [1] provides a very stringent test of available QCD Monte Carlo codes and gives very valuable information on the behaviour of the gluon distribution in the proton at large x .

On the other hand, jets have never been measured in a nuclear environment. There are prospects to measure high- p_T particles at RHIC, but only at the LHC the opportunity of detecting and studying jets with $E_T \sim 100$ GeV will appear. Concretely, such measurements in pA collisions would allow to settle some uncertainties like the validity of collinear factorization [2], the modifications of nucleon parton density functions (pdf) inside nuclei [3], or the existence and amount of energy loss of fast partons inside cold nuclear matter [4]. Such issues have to become well determined before any claim, based on jet studies, on the existence of new physics in nucleus-nucleus collisions (hopefully QGP formation), can be considered conclusive. Furthermore, the study of high- p_T particles and jets can help not only to disentangle the existence of such new state of matter but also to characterize its properties, see e.g. [5].

For our computations we will use the Monte Carlo code at NLO of [6, 7], adapted to include isospin effects and modifications of nucleon pdf inside nuclei. This code is based on the subtraction method to cancel the infrared singularities between real and virtual contributions; full explanations and a list of available codes, as well as detailed discussions on theoretical uncertainties in nucleon-nucleon collisions, can be found in [8]. The accuracy of our computations is limited by CPU time, but it can be estimated to be:

- For the transverse energy distributions, 2 % for the lowest and 15 % for the highest E_T -bins.
- For the pseudorapidity distributions, 3 %.
- For the dijet distributions of the angle between the two hardest jets, 20 % for the least populated and 3 % for the most populated bins.

The results will be presented in the LHC lab frame, i.e. that in which the experiments work. For example, for pPb collisions this means a 7 TeV proton beam against a 2.75 TeV Pb beam, see the Section on the experimental parameters in pA collisions. All the energies will be given per nucleon and, in order to compare with the pp case, all cross sections will be presented per nucleon-nucleon pair, i.e. divided by AB.

Unless explicitly stated, we will use as nucleon pdf the MRST98 central gluon distribution [9] modified inside nuclei using the EKS98 parameterizations [10], a factorization scale equal to the renormalization scale $\mu = \mu_F = \mu_R = E_T/2$ (with E_T the total transverse energy of all the jets in the generated event), and for jet reconstruction we will employ the k_T -clustering algorithm [11] with $D = 1$, which is more sound on theoretical grounds than the cone algorithm [12]. The kinematical regions we are going to consider are the following:

- $|\eta_i| < 2.5$, with η_i the pseudorapidity of the jet; this corresponds to the acceptance of the central part of the CMS detector.
- $E_{T_i} > 20$ GeV in the pseudorapidity distributions, with E_{T_i} the transverse energy of the jet; this will ensure the validity of perturbative QCD.
- $E_{T_1} > 20$ GeV and $E_{T_2} > 15$ GeV for the ϕ -distributions, with E_{T_1} (E_{T_2}) the transverse energy of the hardest (next-to-hardest) jet entering the CMS acceptance, and ϕ the angle between these two jets.

Please note that, even in the absence of nuclear effects, the η_i -distributions may be asymmetric with respect to $\eta_i = 0$ due to the fact that we are giving our results in the lab frame, not in the center-of-mass frame.

Concerning the dijet distributions in the angle between the two hardest jets, asymmetric cuts have been imposed to avoid the generation of large logarithms in certain points of the phase space, see [7]. Also, the results near $\phi = \pi$ are not reliable [7], as they require an all-order resummation not available in the code we are using.

Some call for caution, which will be even more important for AB collisions (see the Section on Jet and Dijet Rates in AB Collisions [13]), about the possible comparison of our results with the experimental situation has to be stressed at this point. There exist several physical effects that are not included in our computations. For example, the so-called underlying event (i.e. the soft particle production that coexists with the hard process) is not considered here; it may cause difficulties with jet reconstruction and increase the uncertainties in jet-definition algorithms. This effect has been considered in antiproton-proton collisions at the TeVatron [14] but its estimation, which relies on our limited knowledge of soft multiparticle production, is model dependent. In collisions involving nuclei the situation is even worse, as our knowledge is more limited. The only way to take this into account would be to use available Monte Carlo simulators for the full pA event [15], suitably generalized to introduce NLO QCD calculations. Another process not included in our computations is multiple hard parton collisions [16]. They may be classified into two classes:

- a) Disconnected collisions, i.e. processes in which in the same event there are more than one independent parton-parton collisions producing a pair of high- p_T jets each. This aspect has also been studied at the TeVatron [17] for hard collisions coming from one nucleon-nucleon collision, but its quantitative explanation and the extension to collisions involving nuclei is model dependent. Simple estimates of the influence of disconnected collisions on jet production in pA collisions may be obtained by computing the number $\langle n \rangle$ of nucleon-nucleon collisions involved in the production of jets with E_{Ti} greater than a given E_{T0} . In the Glauber model [18] one obtains: $\langle n \rangle(b, E_{T0}) = AT_A(b)\sigma(E_{T0})/\sigma_{pA}(b, E_{T0})$, with b the impact parameter, $T_A(b)$ the nuclear profile function normalized to unity, $\sigma(E_{T0})$ the cross section for production of jets with E_{Ti} greater than E_{T0} in pp collisions, and $\sigma_{pA}(b, E_{T0}) = 1 - [1 - T_A(b)\sigma(E_{T0})]^A$. Taking $\sigma(E_{T0}) = 120, 0.3$ and $0.02 \mu\text{b}$ as representative values in pPb collisions at 8.8 TeV for $E_{T0} = 20, 100$ and 200 GeV respectively (see results in Fig. 4 below), the number of nucleon-nucleon collisions involved turns out to be 1.0 for all E_{T0} , both for minimum bias collisions (i.e. integrating numerator and denominator in $\sigma_{pA}(b, E_{T0})$ between $b = 0$ and ∞) and for central collisions (e.g. integrating between $b = 0$ and 1 fm). So, in pA collisions at LHC energies the contribution of multiple hard scattering coming from different nucleon-nucleon collisions seems to be negligible for the transverse energies of the jets considered in this study.
- b) Rescatterings, i.e. processes in which a given high- p_T parton may undergo several hard collisions before hadronizing into a jet, mimicking a single process of higher order in the perturbative QCD expansion. Quantitative descriptions of the resulting modification of the jet transverse energy spectrum are model dependent. However, the effect at LHC is in general expected to be very small, and almost negligible at the transverse energies considered in this paper (see the Section on Cronin effect in proton-nucleus collisions: a survey of theoretical models [19]).

As a last comment, no centrality dependence has been studied. It is not clear how to implement such a dependence in theoretical computations, because not only the number of binary nucleon-nucleon collisions should change with centrality, but also the modification of nucleon pdf inside nuclei may be centrality-dependent.

1. $d\sigma/dE_T$ and $d\sigma/d\eta$ for jets at large E_T

1.1 Uncertainties

Four sources of theoretical uncertainties in pp and pPb collisions are examined in Figs. 1 and 2. First, it can be seen that varying the choice of the scale between $E_T/4$ and E_T gives differences of order $\pm 10\%$, the smaller scale giving the larger results. Second, the variation due to a different choice of nucleon pdf has been examined by using CTEQ5M as nucleon pdf [20], which produces larger results than the default choice MRST98 central gluon [9], the variation being of order 5%. Third, the change due to isospin effects (obtained from the comparison of pp and pPb without any modifications of nucleon pdf inside nuclei at the same energy per nucleon) is very small as one would expect from the dominance of the gluon-gluon production channel; the effect of modifications of nucleon pdf inside nuclei, estimated by using EKS98 [10] nuclear corrections, is also small but produces an extra asymmetry (an excess in the region $\eta_i < 0$) in the pseudorapidity distributions for pA collisions at reduced energy (e.g. pPb at 5.5 TeV), which disappears at maximum energy (e.g. pPb at 8.8 TeV), see Fig. 2 (bottom-left) and Fig. 4 (bottom-right), due to the the asymmetry of momentum of projectile and target in the LHC lab frame. Finally, the choice of jet-finding algorithm produces some differences: the cone algorithm [12] with $R = 0.7$ gives results slightly smaller ($\sim 1 \div 2\%$) than the k_T -clustering algorithm [11] with $D = 1$, while cone with $R = 1$ gives results $\sim 15\%$ larger than our default choice.

As a last comment, let us discuss the ratio of cross sections evaluated at NLO over those computed at leading order (LO), the so-called K -factor. In Fig. 3 this ratio has been examined for different collisions and energies, and varying the different sources of uncertainties. For our default option the ratio results quite constant with the transverse energy or pseudorapidity of the jet and turns out to be around 1.2 for the energies examined. The dependence on the renormalization/factorization scale results in a ratio ~ 1.35 for $\mu = E_T$ and ~ 1.15 for $\mu = E_T/4$. The cone algorithm with $R = 0.7$ gives results very similar to those obtained with the k_T -clustering algorithm with $D = 1$, while cone with $R = 1$ produces a ratio ~ 1.45 (note that at LO the choice of jet-finding algorithm has no influence on the results). Finally, neither a variation of nucleon pdf, nor isospin effects and modifications of nucleon pdf inside nuclei, have a sizeable effect.

1.2 Results

In Table 1 the number of expected events with at least one jet with a given $E_{T_i} > 20$ GeV and $|\eta_i| < 2.5$ (or with two jets (1, 2) with $E_{T_1} > 20$ GeV, $E_{T_2} > 15$ GeV and $|\eta_{1,2}| < 2.5$ for the dijet ϕ -distributions), per μb and pair of colliding nucleons is shown for different collisions and possible luminosities. From this Table and using the Figures it is possible to know the number of expected events with a given kinematical variable. For example, examining the solid line in Fig. 4 (upper-left) one can expect, within the pseudorapidity region we have considered, the following numbers of jets in pp collisions at 14 TeV for a luminosity of $10^{34} \text{ cm}^{-2}\text{s}^{-1}$: 10^{10} jets with $E_{T_i} \sim 70$ GeV (corresponding to a cross section of $1 \mu\text{b}/(\text{AB})$), and 10^6 jets with $E_{T_i} \sim 380$ GeV (corresponding to a cross section of $10^{-4} \mu\text{b}/(\text{AB})$).

Looking at the results given in Fig. 4, it becomes evident that the study of samples of $\sim 10^3$ jets should be feasible, from a theoretical point of view, up to a transverse energy $E_{T_i} \sim 325$ GeV with a run of 1 month at the considered luminosity: indeed, looking at Table 1, 10^3 jets for pPb at 8.8 TeV would correspond to a cross section of $4.8 \cdot 10^{-5} \mu\text{b}/(\text{AB})$, which in Fig. 4 (upper-right) cuts the solid curve at $E_{T_i} \sim 325$ GeV.

Some conclusions can be obtained at this point: First, as the influence of modifications of nucleon pdf inside nuclei is not large, an extensive systematic study of the A-dependence of these cross sections does not seem to be the most urgent need. Second, noting the asymmetry in the pseudorapidity distributions in pPb collisions at the reduced energy of 5.5 TeV (and to a lesser extent in pAr at 6.3 TeV) when EKS98 corrections are implemented, a pA run at reduced proton energies might offer a possibility to test the influence of the modification of nucleon pdf inside nuclei; a study of E_{T_i} -distributions in different

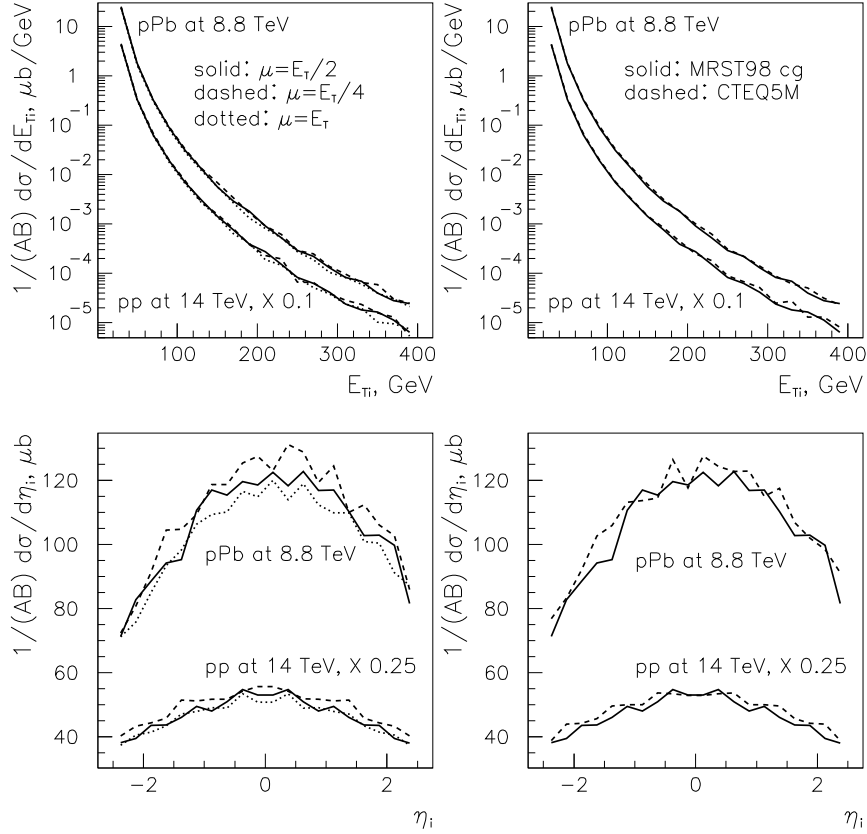


Fig. 1: *Plots on the left*: Scale dependence of jet cross sections ($\mu = E_T/2$: solid lines; $\mu = E_T/4$: dashed lines; $\mu = E_T$: dotted lines) versus transverse energy of the jet (for $|\eta_i| < 2.5$, upper plot) and pseudorapidity of the jet (for $E_{Ti} > 20$ GeV, lower plot). *Plots on the right*: Nucleon pdf dependence of jet cross sections (MRST98 central gluon: solid lines; CTEQ5M: dashed lines) versus transverse energy of the jet (for $|\eta_i| < 2.5$, upper plot) and pseudorapidity of the jet (for $E_{Ti} > 20$ GeV, lower plot). In each plot, results for pPb at 8.8 TeV (upper lines) and pp at 14 TeV (lower lines, multiplied by 0.1 in the E_{Ti} -plot and by 0.25 in the η_i -plot) are shown. Unless otherwise stated default options are used, see text.

η_i -slices going from the backward (A) to the forward (p) region would scan different regions in x of the ratio of the gluon distribution inside the nucleus over that in a free nucleon, which is badly under control with the presently available experimental information. Nevertheless, this would require a detailed comparison with pp results at the same energy in order to disentangle possible biases (e.g. detector effects); in case these pp results were not available experimentally, the uncertainty due to the scale dependence (which in our computations at reduced energies is as large as the asymmetry) in the extrapolation from 14 TeV to the energy of the pA collision should be reduced as much as possible for this effect to be useful.

2. High- E_T dijet momentum imbalance

Dijet distributions of the angle between the two hardest jets offer a possibility to test the perturbative expansion in QCD. At lowest order (LO) in collinear factorization [2] the two jets are produced back-to-back, so any deviation from a simple peak at $\phi = \pi$ in our results is a signal of NLO corrections. But please remember that the results near $\phi = \pi$ are not reliable [7], as there NLO corrections become negative and larger than LO, so this region requires an all-order resummation.

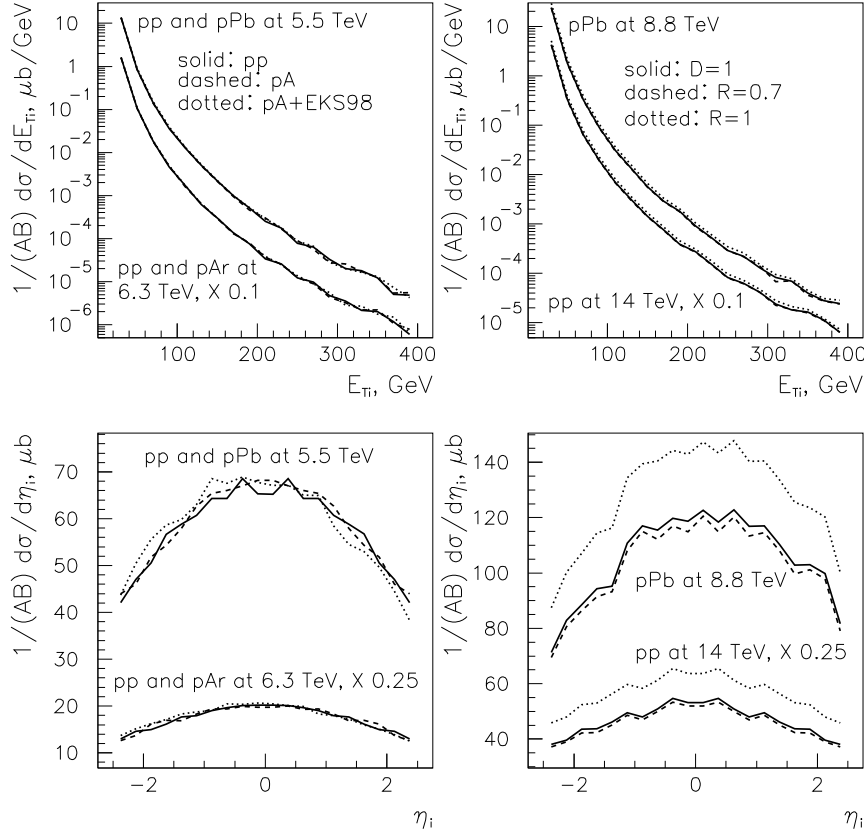


Fig. 2: *Plots on the left:* Isospin and nuclear pdf dependence of jet cross sections (pp results: solid lines; pA results without modification of nucleon pdf inside nuclei: dashed lines; pA results with EKS98 modification of nucleon pdf inside nuclei: dotted lines) versus transverse energy of the jet (for $|\eta_i| < 2.5$, upper plot) and pseudorapidity of the jet (for $E_{T_i} > 20$ GeV, lower plot). In each plot, results for pp and pPb at 5.5 TeV (upper lines) and pp and pAr at 6.3 TeV (lower lines, multiplied by 0.1 in the E_{T_i} -plot and by 0.25 in the η_i -plot) are shown. *Plots on the right:* Dependence of jet cross sections on the jet reconstruction algorithm (k_T -algorithm with $D = 1$: solid lines; cone algorithm with $R = 0.7$: dashed lines; cone algorithm with $R = 1$: dotted lines) versus transverse energy of the jet (for $|\eta_i| < 2.5$, upper plot) and pseudorapidity of the jet (for $E_{T_i} > 20$ GeV, lower plot). In each plot, results for pPb at 8.8 TeV (upper lines) and pp at 14 TeV (lower lines, multiplied by 0.1 in the E_{T_i} -plot and by 0.25 in the η_i -plot) are shown. Unless otherwise stated default options are used, see text.

2.1 Uncertainties

In Fig. 5 the same uncertainties examined for transverse energy and pseudorapidity distributions are studied in the dijet cross sections versus angle between the two hardest jets. First, the smaller the scale, the largest the results, so the results for $\mu = E_T$ become up to ~ 50 % smaller than for $\mu = E_T/4$. Second, the choice of nucleon pdf seems to have a small effect (less than 10 %), as we have tested by using CTEQ5M instead of MRST98 central gluon. Third, the variation due to isospin effects (obtained from the comparison of pp and pPb without any modifications of nucleon pdf inside nuclei at the same energy per nucleon) is again negligible, and the effect of modifications of nucleon pdf inside nuclei, estimated by using EKS98 [10] nuclear corrections, is also small (~ 3 %). Finally, the choice of jet-finding algorithm produces some differences which can be of order 20 % for our three choices of cone with $R = 1$, cone with $R = 0.7$ and the default k_T -clustering algorithm with $D = 1$.

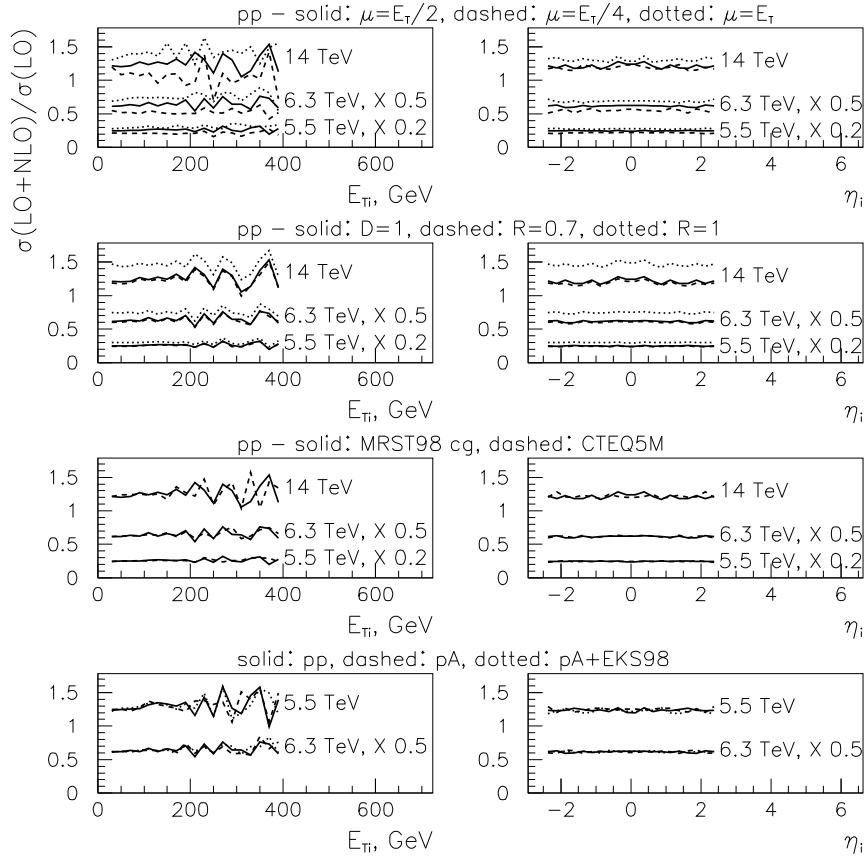


Fig. 3: Ratio of cross section computed at NLO over those computed at LO versus the transverse energy of the jet (for $|\eta_i| < 2.5$, plots on the left) and the pseudorapidity of the jet (for $E_{T_i} > 20$ GeV, plots on the right). From top to bottom: scale dependence ($\mu = E_T/2$: solid lines; $\mu = E_T/4$: dashed lines; $\mu = E_T$: dotted lines); dependence on the jet reconstruction algorithm (k_T -algorithm with $D = 1$: solid lines; cone algorithm with $R = 0.7$: dashed lines; cone algorithm with $R = 1$: dotted lines); nucleon pdf dependence (MRST98 central gluon: solid lines; CTEQ5M: dashed lines); and isospin and nuclear pdf dependence (pp results: solid lines; pA results without modification of nucleon pdf inside nuclei: dashed lines; pA results with EKS98 modification of nucleon pdf inside nuclei: dotted lines). *Six upper plots*: results for pp collisions at 14, 6.3 (multiplied by 0.5) and 5.5 (multiplied by 0.2) TeV are shown. *Plots at the bottom*: results for pp and pAr collisions at 6.3 TeV (multiplied by 0.5), and for pp and pPb collisions at 5.5 TeV, are given. Unless otherwise stated default options are used, see text.

2.2 Results

Results for pp and pA collisions at different energies are presented in Fig. 6. From this Figure and Table 1, the dijet momentum imbalance should be clearly measurable, provided jet reconstruction is possible in the nuclear environment and no other physics contribution, like the underlying event or multiple hard parton scattering, interferes, spoiling the comparison with experimental data of the theoretical predictions we present. Again, only extensive studies using Monte Carlo simulators including full event reconstruction will be able to clarify whether such measurements are feasible or not, see the Section on Jet Detection at CMS.

Table 1: Luminosities and expected number of events with at least one jet with a given $E_{T_i} > 20$ GeV and $|\eta_i| < 2.5$ (or with two jets (1, 2) with $E_{T_1} > 20$ GeV, $E_{T_2} > 15$ GeV and $|\eta_{1,2}| < 2.5$ for the dijet ϕ -distributions), per $\mu\text{b}/(\text{AB})$ in one month (10^6 s), for different collisions.

Collision	E_{cm} per nucleon (TeV)	\mathcal{L} ($\text{cm}^{-2}\text{s}^{-1}$)	Number of events per month per $\mu\text{b}/(\text{AB})$
pp	14	10^{34}	10^{10}
pp	14	$3 \cdot 10^{30}$	$3 \cdot 10^6$
pAr	9.4	$4 \cdot 10^{30}$	$1.6 \cdot 10^8$
pAr	9.4	$1.2 \cdot 10^{29}$	$4.8 \cdot 10^6$
pPb	8.8	10^{29}	$2.1 \cdot 10^7$

ACKNOWLEDGEMENTS

N. A. thanks CERN Theory Division, Departamento de Física de Partículas at Universidade de Santiago de Compostela, Department of Physics at University of Jyväskylä, Helsinki Institute of Physics and Physics Department at BNL, for kind hospitality during stays in which parts of this work have been developed; he also acknowledges financial support by CICYT of Spain under contract AEN99-0589-C02 and by Universidad de Córdoba. A. A. thanks the Max-Planck-Institut für Kernphysik of Heidelberg for permission to use its computing facilities; his work is partially funded by the European Commission IHP program under contract HPRN-CT-2000-00130.

References

- [1] CDF Collaboration: T. Affolder *et al.*, Phys. Rev. **D64**, 032001 (2001); Erratum: **D65**, 039903 (2002).
- [2] J. C. Collins, D. E. Soper and G. Sterman, Nucl. Phys. **B261**, 104 (1985); **B308**, 833 (1988); in *Perturbative QCD*, Ed. A. H. Mueller, World Scientific, Singapore 1989, p. 1.
- [3] M. Arneodo, Phys. Rep. **240**, 301 (1994); D. F. Geesaman, K. Saito and A. W. Thomas, Ann. Rev. Nucl. Part. Sci. **45**, 337 (1995).
- [4] R. Baier, D. Schiff and B. G. Zakharov, Ann. Rev. Nucl. Part. Sci. **50**, 37 (2000), and references therein.
- [5] M. Gyulassy, P. Levai and I. Vitev, Phys. Lett. **B538**, 282 (2002); E. Wang and X.-N. Wang, Phys. Rev. Lett. **89**, 162301 (2002); C. A. Salgado and U. A. Wiedemann, Phys. Rev. Lett. **89**, 092303 (2002).
- [6] S. Frixione, Z. Kunszt and A. Signer, Nucl. Phys. **B467**, 399 (1996); S. Frixione, Nucl. Phys. **B507**, 295 (1997).
- [7] S. Frixione and G. Ridolfi, Nucl. Phys. **B507**, 315 (1997).
- [8] S. Alekhin *et al.*, in Proceedings of the *Workshop on Standard Model Physics (and More) at the LHC*, Eds. G. Altarelli and M. L. Mangano, CERN, Geneva 2000, p. 1-115.
- [9] A. D. Martin, R. G. Roberts, W. J. Stirling and R. S. Thorne, Eur. Phys. J. **C4**, 463 (1998).
- [10] K. J. Eskola, V. J. Kolhinen and P. V. Ruuskanen, Nucl. Phys. **B535**, 351 (1998); K. J. Eskola, V. J. Kolhinen and C. A. Salgado, Eur. Phys. J. **C9**, 61 (1999).
- [11] S. Catani, Y. L. Dokshitzer, M. H. Seymour and B. R. Webber, Nucl. Phys. **B406**, 187 (1993); S. D. Ellis and D. E. Soper, Phys. Rev. **D48**, 3160 (1993).

- [12] S. D. Ellis *et al.*, in *Proceedings of Research Directions for the Decade. Snowmass 1990*, Ed. E. L. Berger, World Scientific, Singapore 1992, p. 134; G. Sterman and S. Weinberg, *Phys. Rev. Lett.* **39**, 1436 (1977); JADE Collaboration: S. Bethke *et al.*, *Phys. Lett.* **B213**, 235 (1988).
- [13] A. Accardi, N. Armesto and I.P. Lokhtin, "Jet and Dijet Rates in AB Collisions", this report (hep-ph/0211314).
- [14] CDF Collaboration: J. Huston *et al.*, *Int. J. Mod. Phys.* **A16S1A**, 219 (2001); R. Field *et al.*, *Int. J. Mod. Phys.* **A16S1A**, 250 (2001).
- [15] N. Armesto and C. Pajares, *Int. J. Mod. Phys.* **A15**, 2019 (2000); *ALICE Physics Performance Report, Chapter IV: Monte Carlo generators and simulations*, Eds. F. Carminati, Y. Foka, P. Giubellino, G. Paic, J.-P. Revol, K. Šafařík and U. A. Wiedemann, ALICE Internal Note 2002-033 (2002).
- [16] A. Accardi and D. Treleani, *Nucl. Phys.* **A699**, 82 (2002); *Phys. Rev.* **D64**, 116004 (2001); L. Ametller, N. Paver and D. Treleani, *Phys. Lett.* **B169**, 289 (1986).
- [17] CDF Collaboration: F. Abe *et al.*, *Phys. Rev.* **D56**, 3811 (1997); *Phys. Rev. Lett.* **79**, 584 (1997).
- [18] R. Blankenbecler, A. Capella, C. Pajares, A. V. Ramallo and J. Tran Thanh Van, *Phys. Lett.* **B107**, 106 (1981); Erratum: **B109**, 510 (1982); M. A. Braun and C. Pajares, *Nucl. Phys.* **A532**, 678 (1991).
- [19] A. Accardi, "Cronin effect in proton-nucleus collisions: a survey of theoretical models", this report.
- [20] CTEQ Collaboration: H. L. Lai *et al.*, *Eur. Phys. J.* **C12**, 375 (2000).

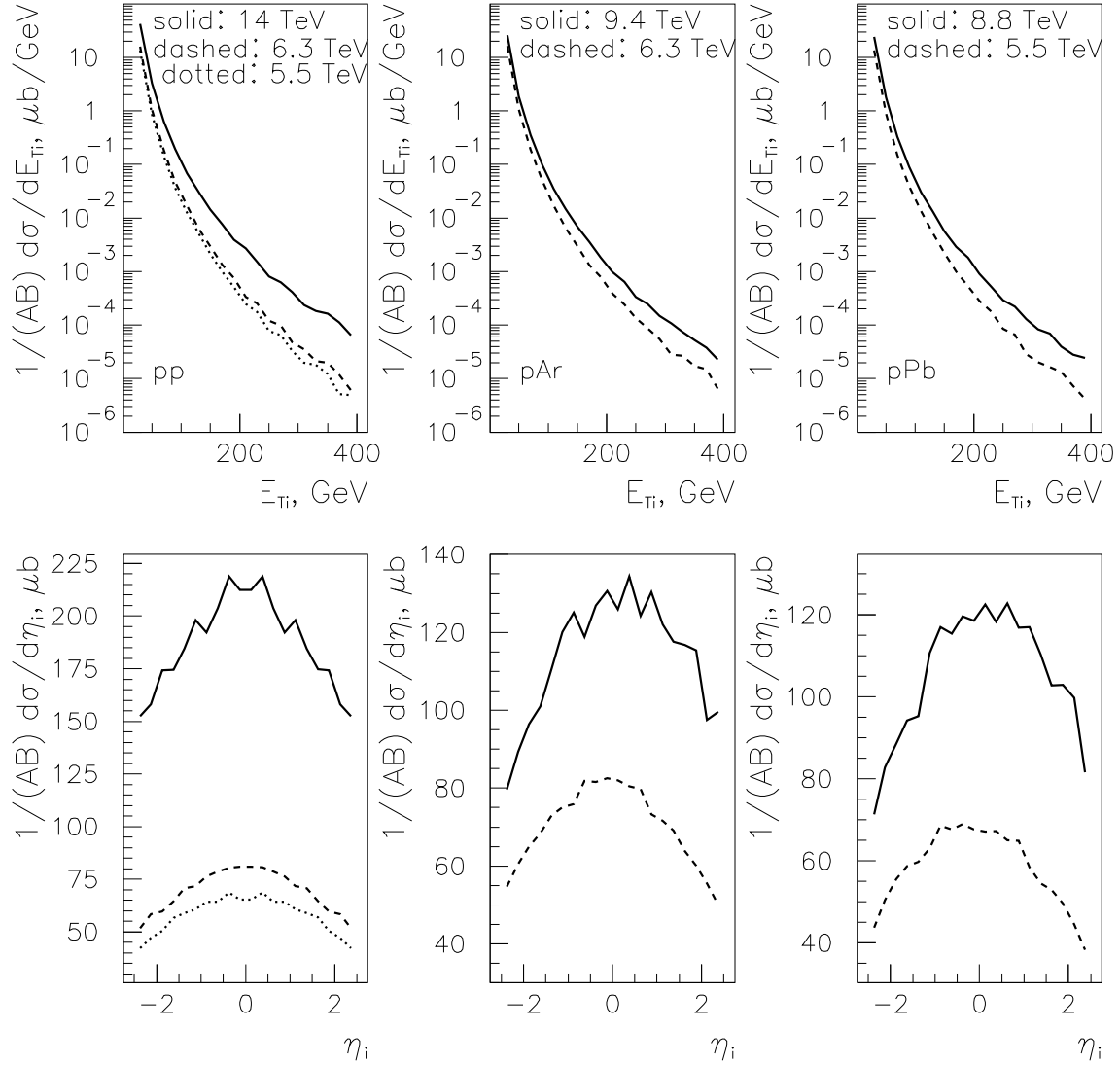


Fig. 4: Energy dependence of jet cross sections versus transverse energy of the jet (for $|\eta_i| < 2.5$, upper plots) and pseudorapidity of the jet (for $E_{T_i} > 20$ GeV, lower plots). *Plots on the left:* pp collisions at 14 (solid lines), 6.3 (dashed lines) and 5.5 TeV (dotted lines). *Plots in the middle:* pAr collisions at 9.4 (solid lines) and 6.3 TeV (dashed lines). *Plots on the right:* pPb collisions at 8.8 (solid lines) and 5.5 TeV (dashed lines). Default options are used, see text.

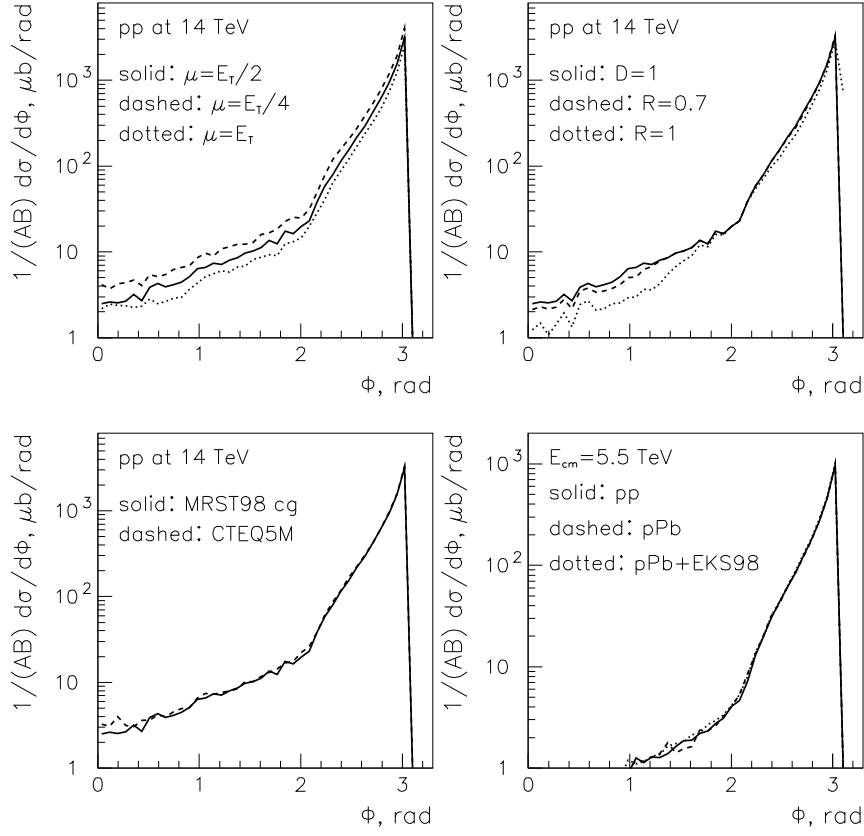


Fig. 5: Uncertainties in dijet cross sections versus angle between the two hardest jets for $E_{T1} > 20$ GeV, $E_{T2} > 15$ GeV and $|\eta_1|, |\eta_2| < 2.5$. *Upper left plot*: scale dependence in pp collisions at 14 TeV with the same line convention as in Fig. 1left. *Upper right plot*: dependence on the jet reconstruction algorithm in pp collisions at 14 TeV with the same line convention as in Fig. 2right. *Lower left plot*: nucleon pdf dependence in pp collisions at 14 TeV with the same line convention as in Fig. 1right. *Lower right plot*: isospin and nuclear pdf dependence in pp and pPb collisions at 5.5 TeV with the same line convention as in Fig. 2left. Unless otherwise stated default options are used, see text.

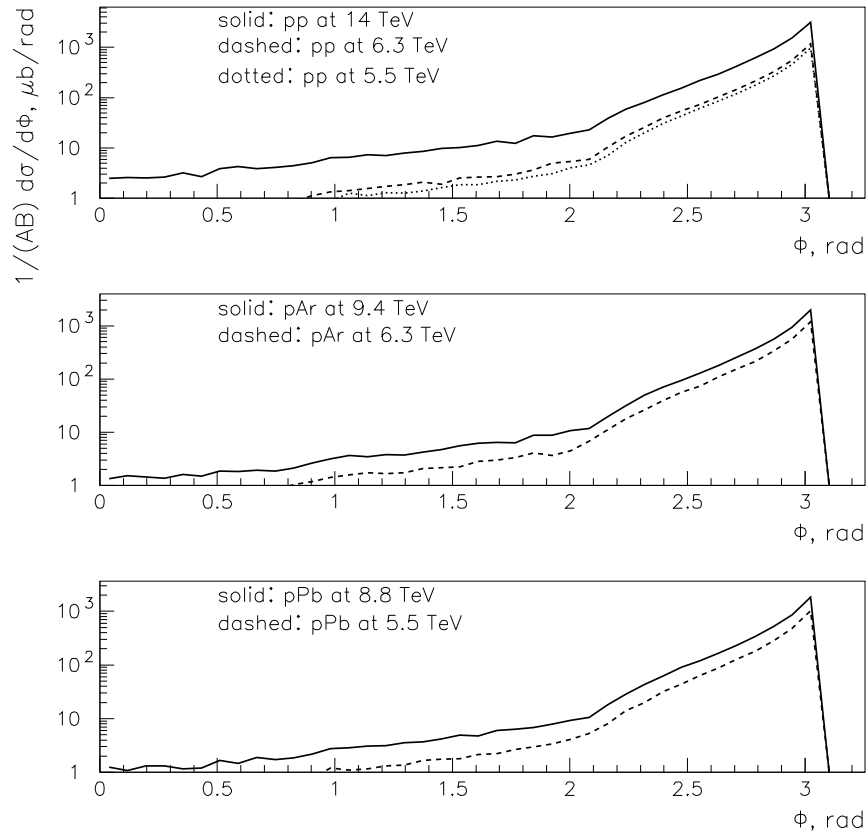


Fig. 6: Energy dependence of dijet cross sections versus angle between the two hardest jets for $E_{T1} > 20$ GeV, $E_{T2} > 15$ GeV and $|\eta_1|, |\eta_2| < 2.5$. *Upper plot:* results in pp collisions with the same line convention as in Fig. 4left. *Medium plot:* results in pAr collisions with the same line convention as in Fig. 4middle. *Lower plot:* results in pPb collisions with the same line convention as in Fig. 4right. Default options are used, see text.