

The Color Glass Condensate and High Energy Scattering in QCD

Edmond Iancu

*Service de Physique Théorique, CEA Saclay,
91191 Gif-sur-Yvette cedex, France*

Raju Venugopalan

*Physics Department, Brookhaven National Laboratory
and RIKEN-BNL Research Center, Upton, NY 11973, USA*

At very high energies or small values of Bjorken x , the density of partons, per unit transverse area, in hadronic wavefunctions becomes very large leading to a saturation of partonic distributions. When the scale corresponding to the density per unit transverse area, the saturation scale Q_s , becomes large ($Q_s \gg \Lambda_{QCD}$), the coupling constant becomes weak ($\alpha_S(Q_s) \ll 1$) which suggests that the high energy limit of QCD may be studied using weak coupling techniques. This simple idea can be formalized in an effective theory, the Color Glass Condensate (CGC), which describes the behavior of the small x components of the hadronic wavefunction in QCD. The Green functions of the theory satisfy Wilsonian renormalization group equations which reduce to the standard linear QCD evolution equations in the limit of low parton densities. The effective theory has a rich structure that has been explored using analytical and numerical techniques. The CGC can be applied to study a wide range of high energy scattering experiments from Deep Inelastic Scattering at HERA and the proposed Electron Ion Collider (EIC) to proton/deuterium-nucleus and nucleus-nucleus experiments at the RHIC and LHC colliders.

2 *The Color Glass Condensate and High Energy Scattering in QCD*

Contents

1	Outstanding Phenomenological Questions in High Energy QCD	3
1.1	Introduction	3
1.2	Light cone kinematics and dynamics	4
1.3	High energy behavior of total cross-sections	5
1.4	Multi-particle production in QCD	5
1.5	Deep Inelastic Scattering	8
1.6	Nucleus-Nucleus and Proton-Nucleus Collisions	12
1.7	Universality of High Energy Scattering	15
2	The Effective Theory for the Color Glass Condensate	16
2.1	The hadron wavefunction at small x	16
2.2	The McLerran-Venugopalan model for a large nucleus	17
2.3	The Color Glass	20
2.4	The classical color field	23
2.5	The gluon distribution	25
2.6	Gluon saturation in a large nucleus	27
2.7	Dipole-hadron scattering at high energy	30
3	The Quantum Evolution of the Color Glass Condensate	34
3.1	The BFKL evolution and its small- x problem	34
3.2	Non-linear evolution for the CGC	39
3.3	The Balitsky-Kovchegov equation	44
3.4	Saturation momentum and geometric scaling	46
3.5	Gluon saturation and perturbative color neutrality	50
3.6	A Gaussian effective theory	57
4	Deep Inelastic Scattering and the CGC	59
4.1	Structure Functions in the Color Glass Condensate	59
4.2	The Golec-Biernat–Wüsthoff model	61
4.3	Geometric Scaling in DIS	63
4.4	The Froissart Bound for dipole scattering	65
4.5	Saturation and Shadowing in Deep Inelastic Scattering	70
4.6	Probing the CGC with an Electron Ion Collider	72
5	Melting the CGC in Nucleus-Nucleus and Proton-Nucleus Collisions	77
5.1	Classical Picture of Nuclear Collisions	78
5.2	Numerical Gluodynamics of Nuclear Collisions	81
5.3	Melting the Color Glass Condensate at RHIC	93
5.4	Equilibration and the Quark Gluon Plasma	96
5.5	p -A & Peripheral A-A collisions at RHIC and LHC	99
	References	101

1. Outstanding Phenomenological Questions in High Energy QCD

1.1. Introduction

The advent of a new generation of high energy collider experiments, beginning with HERA and the Tevatron in the early 1990's to RHIC and LHC in the new millenium (and others in the planning stages) have launched a new era in the study of the strong interactions. Questions which have been around since the early days of the strong interactions, such as the behavior of cross-sections at high energies, the universality of hadronic interactions at high energies, the nature of multi-particle production and the possibility of creating thermalized states of strongly interacting matter have acquired fresh vigor. For instance, it is often believed that little could be learned about the high energy limit of QCD since the physics is assumed to be entirely non-perturbative. On the other hand, we have learned from HERA that parton densities are large at high energies or equivalently, at small values of Bjorken x . The large densities of small x , or “wee” partons suggest, as we will discuss at length later, that semi-hard scales may be present which allow one to describe the physics of this regime using weak coupling techniques. QCD at high energies can thus be described as a many-body theory of partons which are weakly coupled albeit non-perturbative due to the large number of partons. We will call this system a Color Glass Condensate (CGC), for the following reasons:

- “Color”, since the gluons are colored.
- “Glass” because of the strong analogy of the system to actual glasses. A glass is a disordered system which evolves very slowly relative to natural time scales: it is like a solid on short time scales and like a liquid on much longer time scales. Similarly, the partons of interest are disordered and evolve in longitudinal momentum in a manner analogous to a glass.
- “Condensate” because it contains a very high density of massless gluons whose momenta are peaked about some characteristic momentum. Increasing the energy forces the gluons to occupy higher momentum states (due to repulsive interactions) causing the coupling to become weaker. The gluon density saturates at a value of order $1/\alpha_s \gg 1$, corresponding to a multiparticle Bose condensate state.

We will argue in the following that the Color Glass Condensate is the effective theory describing high energy scattering in QCD. We will outline the rich structure of the theory and discuss how it provides insight into outstanding conceptual issues in QCD at asymptotically high energies. The theory can be applied to study phenomena at a number of existing and upcoming high energy collider facilities. We will discuss applications of the CGC to study the initial conditions and equilibration in heavy ion collisions and to describe heavy ion phenomenology. We will discuss applications to Deep Inelastic Scattering, to the current experiments at HERA but also for future experiments being discussed

at HERA and at Brookhaven. In addition, we will discuss applications of the CGC to proton/deuteron-nucleus scattering experiments planned at RHIC and at the LHC and to peripheral nucleus-nucleus scattering experiments at RHIC.

1.2. Light cone kinematics and dynamics

The appropriate kinematics to discuss high energy scattering are light-cone (LC) coordinates. Let z be the longitudinal axis of the collision. For an arbitrary 4-vector $v^\mu = (v^0, v^1, v^2, v^3)$ ($v^3 = v_z$, etc.), we define its LC coordinates as

$$v^+ \equiv \frac{1}{\sqrt{2}}(v^0 + v^3), \quad v^- \equiv \frac{1}{\sqrt{2}}(v^0 - v^3), \quad v_\perp \equiv (v^1, v^2). \quad (1.1)$$

In particular, we shall refer to $x^+ = (t + z)/\sqrt{2}$ as the LC “time”, and to $x^- = (t - z)/\sqrt{2}$ as the LC “longitudinal coordinate”. The invariant scalar product of two four-vectors reads:

$$p \cdot x = p^- x^+ + p^+ x^- - p_\perp \cdot x_\perp, \quad (1.2)$$

which suggests that p^- should be interpreted as the LC energy, and p^+ as the (LC) longitudinal momentum. In particular, since $p^\pm = (1/\sqrt{2})(E \pm p_z)$ with $E = (m^2 + \mathbf{p}^2)^{1/2}$, the light cone dispersion relation takes the form

$$p^- = \frac{1}{2} \frac{p_\perp^2 + m^2}{p^+} = \frac{1}{2} \frac{m_\perp^2}{p^+}, \quad (1.3)$$

where the transverse mass m_\perp is defined as $m_\perp^2 = p_\perp^2 + m^2$. The momentum space rapidity is further simply as:

$$y \equiv \frac{1}{2} \ln \frac{p^+}{p^-} = \frac{1}{2} \ln \frac{2p^{+2}}{m_\perp^2}. \quad (1.4)$$

These definitions are useful, among other reasons, because of their simple properties under longitudinal Lorentz boosts: $p^+ \rightarrow \kappa p^+$, $p^- \rightarrow (1/\kappa)p^-$, where κ is a constant. Under boosts, the rapidity is just shifted by a constant: $y \rightarrow y + \kappa$.

The utility of light cone kinematics is not merely that of a convenient coordinate transformation. The Hamiltonian dynamics of quantum field theories quantized on the light cone have several remarkable features as was first pointed out by Dirac¹. Firstly, the LC Hamiltonian p^- (which is the generator of translations in the light cone time x^+) can be written in the form $p^- = p_0^- + V$, where p_0^- is the free Hamiltonian, corresponding to a complete set of non-interacting Fock eigenstates, and V is the light cone potential. Second, the LC vacuum is trivial, namely, the vacuum state is an eigenstate of both the free and the full Hamiltonian. As a consequence of these properties, multi-parton Fock states

can be constructed as eigenstates of the QCD Hamiltonian. Thus, in LC quantization (and in the light-cone gauge $A^+ = 0$) the quark-parton picture of QCD becomes manifest. Finally, we note that the apparent non-relativistic structure of the light cone Hamiltonian suggested by the dispersion relation in Eq. (1.3) is not accidental but is a consequence of an exact isomorphism between the Galilean subgroup of the Poincaré group and the symmetry group of two dimensional quantum mechanics². Thus in LC quantization, the Rayleigh-Schrödinger perturbation theory with off-shell energy denominators can be used instead of the more usual Feynman rules. For a more detailed discussion of the light cone formalism and its application to high energy scattering, we direct the reader to Ref.³.

1.3. *High energy behavior of total cross-sections*

We now return to the outstanding phenomenological questions we mentioned in the introduction. Clearly, computing total cross-sections as $E \rightarrow \infty$ is one of the great unsolved problems of QCD. Unlike processes which are computed in perturbation theory, it is not required that any energy transfer become large as the total collision energy $E \rightarrow \infty$. Computing a total cross-section for hadronic scattering therefore appears to be an intrinsically non-perturbative procedure. In the 60's and early 70's, Regge theory was extensively developed in an attempt to understand the total cross-section. The results of these analyses were, to our mind, inconclusive, and at any rate, certainly cannot be claimed to be understood from first principles in QCD.

On the basis of very general arguments invoking unitarity, analyticity and crossing, Froissart has shown that the total cross-section for the strong interactions grows at most as fast as $\ln^2 E$ as $E \rightarrow \infty$ ^{4,5}. Several questions arise in this regard. Is the coefficient of $\ln^2 E$ universal for all hadronic processes? Can this coefficient be computed from first principles in QCD? How do we understand the saturation of the unitarity limit dynamically in QCD? Or is the Froissart bound an intrinsically non-perturbative phenomenon?

1.4. *Multi-particle production in QCD*

Can we compute $N(E)$, the total multiplicity of produced particles as a function of energy in QCD? By this we mean not only the multiplicity of particles in jets (which is fairly well understood in perturbative QCD) but also the total number of particles, at least, for semi-hard momenta. Consider the collision of two identical hadrons in the center of mass frame, as shown in Fig. 1. The colliding hadrons are ultrarelativistic and therefore Lorentz contracted in the direction of their motion. Furthermore, we assume that the typical transverse momenta of the produced particles is large compared to Λ_{QCD} . We know from experiments

that the leading particles (valence partons) typically lose only some finite fraction of their momenta in the collision. The produced particles, which are mostly mesons, are produced in the “wake” of the nuclei as they pass through each other. In light cone coordinates, the right mov-

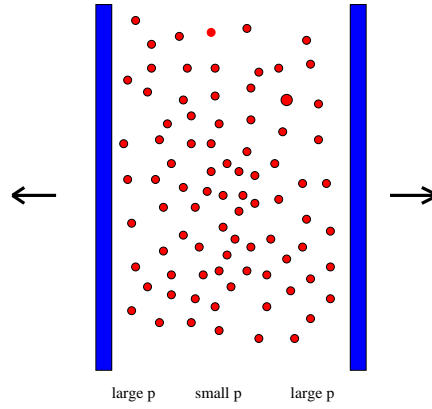


Fig. 1. A hadron-hadron collision. The produced particles are shown as circles.

ing particle (“the projectile”) has a 4-momentum $p_1^\mu = (p_1^+, p_1^-, 0_\perp)$ with $p_1^+ \simeq \sqrt{2}p_z$ and $p_1^- \simeq M^2/2\sqrt{2}p_z$ (since $p_z \gg M$ and $m_\perp = M$, with $M =$ the projectile mass). Similarly, for the left moving hadron (“the target”), we have $p_2^+ = p_1^-$ and $p_2^- = p_1^+$. The invariant energy squared is $s = (p_1 + p_2)^2 = 2p_1 \cdot p_2 \simeq 2p_1^+ p_2^- \simeq 4p_z^2$, and coincides, at it should, with the total energy squared $(E_1 + E_2)^2$ in the center of mass frame.

Consider a pion produced in this collision and which is moving in the positive z direction. For such a pion, we define the longitudinal momentum fraction, or Feynman x , as :

$$x \equiv \frac{p_\pi^+}{p_1^+} \quad (\text{right mover}), \quad (1.5)$$

which implies $m_\perp/\sqrt{2}p_1^+ \leq x \leq 1$. The *rapidity* of the pion is then

$$y = \frac{1}{2} \ln \frac{p_\pi^+}{p_\pi^-} = \frac{1}{2} \ln \frac{2p_\pi^{+2}}{m_\perp^2} = y_{proj} - \ln \frac{1}{x} + \ln \frac{M}{m_\perp}, \quad (1.6)$$

($y_{proj} = \ln(\sqrt{2}p_1^+/M) \simeq \ln(\sqrt{s}/M)$), and lies in the range $0 \leq y \leq y_{proj} + \ln(M/m_\perp)$. For a left moving pion ($p_\pi^z < 0$), we use similar definitions where p^+ and p^- are exchanged. This gives a symmetric range for y , as in Fig. 2. All the pions are produced in a distribution of rapidities within this range.

In Fig. 2, dN/dy is the number of produced particles (say, pions) per unit rapidity. The leading particles are shown in the solid line and are clustered around the projectile and target rapidities. For example, in a heavy ion collision, this is where the nucleons would be. In the dashed line, the distribution of produced mesons is shown.

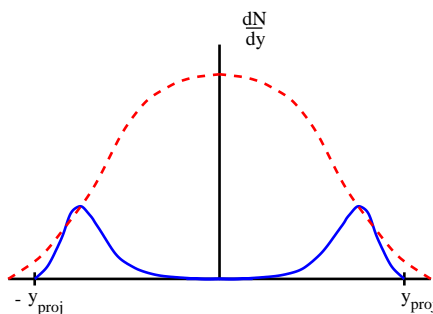


Fig. 2. The rapidity distribution of particles produced in a hadronic collision.

Several theoretical issues arise in multiparticle production. Can we compute dN/dy ? Or even dN/dy at $y = 0$ (“central rapidity”) ? How does the average transverse momentum of produced particles $\langle p_{\perp} \rangle$ behave with energy? What is the ratio of produced strange/nonstrange mesons, and corresponding ratios of charm, top, bottom etc at $y = 0$ as the center of mass energy approaches infinity? Does multiparticle production as $s \rightarrow \infty$ at $y = 0$ become simple, understandable and computable?

Note that $y = 0$ corresponds to particles with $p_z = 0$ or $p^+ = m_{\perp}/\sqrt{2}$, for which $x = m_{\perp}/(\sqrt{2}p_1^+) = m_{\perp}/\sqrt{s}$ is small, $x \ll 1$, in the high-energy limit of interest. Thus the multiparticle production at central rapidity reflects properties of the small- x degrees of freedom in the colliding hadron wavefunctions.

There is a remarkable feature of rapidity distributions of produced hadrons, generally referred to as either Feynman scaling or Limiting Fragmentation. If we plot rapidity distributions of produced hadrons at different energies, then as function of $y - y_{proj}$, the rapidity distributions are to a good approximation independent of energy. This is illustrated in Fig. 3, where the rapidity distribution measured at one energy is shown with a solid line and the rapidity distribution at a different, higher, energy is shown with a dotted line. In this plot, the rapidity distribution at the lower energy has been shifted by an amount so that particles of positive rapidity begin their distribution at the same y_{proj} as the high energy particles, and correspondingly for the negative rapidity particles. This of course leads to a gap in the center for the low energy particles

due to this mapping.

This means that as we go to higher and higher energies, the new physics is associated with the additional degrees of freedom at small rapidities in the center of mass frame (small- x degrees of freedom). The large x degrees of freedom do not change much. This suggests that there may be some sort of renormalization group description in rapidity where the degrees of freedom at larger x are held fixed as we go to smaller values of x . We shall see that in fact these large x degrees of freedom act as sources for the small x degrees of freedom, and the renormalization group is generated by integrating out degrees of freedom at relatively large x to generate these sources. With this understanding, one may be

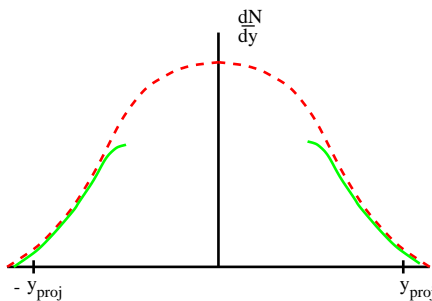


Fig. 3. Feynman scaling of rapidity distributions. The two different lines correspond to rapidity distributions at different energies.

able to compute the number and distribution of particles produced at central rapidities.

1.5. *Deep Inelastic Scattering*

In the previous section, we discussed hadron-hadron collisions in which large numbers of particles are produced. Here we will discuss Deep Inelastic Scattering (DIS) of a lepton scattering off a hadronic target⁶. Fewer particles are produced in DIS, so this provides a relatively clean environment to study QCD at high energies. In Fig. 4 is shown the cartoon of a DIS experiment.

To describe quark distributions, it is convenient to work in a reference frame where the hadron has a large light-cone longitudinal momentum $P^+ \gg M$ (“infinite momentum frame”). In this frame, one can describe the hadron as a collection of constituents (“partons”), which are nearly on-shell excitations carrying some fraction x of the total longitudinal momentum P^+ . (The correct mathematical formulation of this picture involves the light cone quantization mentioned previously: the hadron

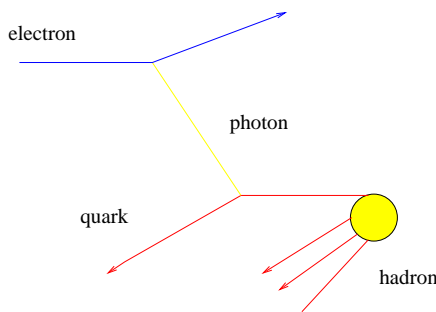


Fig. 4. Deep inelastic scattering of an electron on a hadron.

can then be expressed in a “quark-parton” basis.) Thus, the longitudinal momentum of a parton is $p^+ = xP^+$, with $0 \leq x < 1$.

For the struck quark in Fig. 4, this x variable (“Feynman x ”) is equal (modulo target mass corrections) to the empirical Bjorken variable x_{Bj} , which is defined in a frame independent way as $x_{Bj} = Q^2/2P \cdot q$. In this definition, $Q^2 = -q^\mu q_\mu$, with q^μ the (space-like) 4-momentum of the exchanged photon. The Bjorken variable scales like $x_{Bj} \sim Q^2/s$, with $s =$ the invariant energy squared. Thus, in deep inelastic scattering at high energy (large s at fixed Q^2) we measure the quark distributions dN_{quark}/dx at small x ($x \ll 1$).

It is again useful to think about these distributions as a function of rapidity. We define this for deep inelastic scattering as $y = y_{hadron} - \ln(1/x)$, and the invariant rapidity distribution as $dN/dy = xdN/dx$. At high Q^2 , the measured quark and gluon distribution functions are simply related (at least, in a leading order approximation) to the number of partons per unit rapidity in the hadronic wavefunction.

The typical dN/dy distribution for constituent gluons of a hadron as measured in DIS is similar to the rapidity distribution of produced particles in hadron-hadron collisions (see Fig. 2). This suggests a relationship between the structure functions in DIS and the rapidity distributions for particles produced in hadronic collisions. We expect the gluon distribution function to be proportional to the pion rapidity distribution. This relation is plausible (since the degrees of freedom of the gluons should not be lost) and is incorporated in many models of multi-particle production.

The small x problem is that in experiments at HERA, the rapidity distribution functions for quarks and gluons grow rapidly as the rapidity difference

$$\tau \equiv \ln(1/x) = y_{hadron} - y \quad (1.7)$$

between the quark and the hadron increases ⁷. In Fig. 5, the ZEUS

data for the gluon distribution are plotted for $Q^2 = 5 \text{ GeV}^2$, 20 GeV^2 and 200 GeV^2 ⁷. The gluon distribution is the number of gluons per unit rapidity in the hadron wavefunction, $xG(x, Q^2) = dN_{gluons}/dy$. Experimentally, it is extracted from the data for the quark structure functions, by analyzing the dependence of the latter upon the resolution Q^2 of the probe.

The growth seen in Fig. 5 appears to be more rapid than τ or τ^2 . Perturbative considerations of the high energy limit in QCD by Lipatov and colleagues lead to an evolution equation commonly called the BFKL equation ⁸ which suggests that distributions may grow as an exponential in τ ^{8,9}. Alternatively, the double logarithmic DGLAP evolution equation ¹⁰ predicts a less rapid growth, like an exponential in $\sqrt{\tau}$. Both of these evolution equations would predict asymptotically a growth of the distributions which would exceed the Froissart unitarity bound discussed previously.

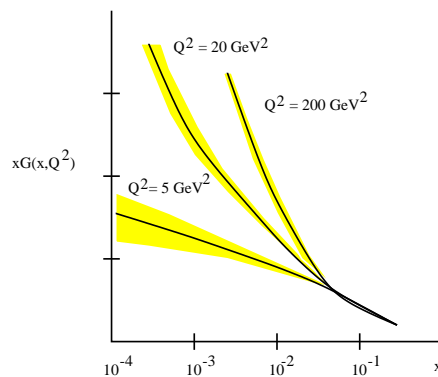


Fig. 5. The Zeus data for the gluon structure functions.

How do we understand in QCD the problem of the rapid rise of gluon distributions at small x ? Consider Fig. 6, where we view the hadron head on. The constituents are the valence quarks, gluons and sea quarks, all shown as colored circles. As we add more and more constituents, the hadron becomes more and more densely populated. If one attempts to resolve these constituents with an elementary probe, as in DIS, then, at sufficiently small x (for a given transverse resolution), the density of the constituents becomes so large that one cannot neglect their mutual interactions any longer. One expects such interactions to give “shadowing” by which we imply a decrease of the scattering cross-section relative to what is expected from incoherent independent scattering.

More precisely, we shall see later that, as a effect of these interac-

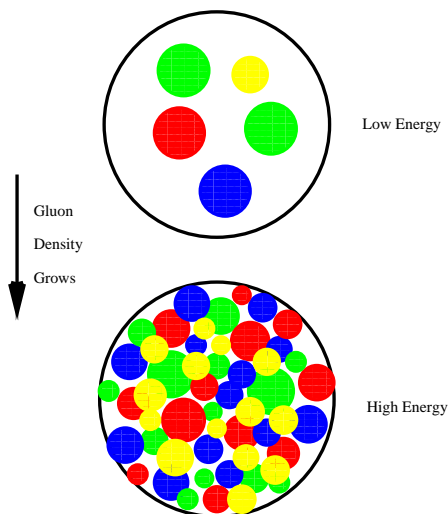


Fig. 6. Saturation of gluons in a hadron. A view of a hadron head on as x decreases.

tions, the parton distribution functions at fixed Q^2 *saturate*, in the sense of showing only a slow, logarithmic, increase with $1/x$ ^{11,12,13,14,15,16}. (See also Refs. 17,18,19,20 for recent reviews and more references.) For a given Q^2 , this saturation occurs if x is low enough, lower than some critical value $x_s(Q^2)$. Conversely, for given x , saturation occurs for transverse momenta below some critical value $Q_s^2(x)$, defined as

$$Q_s^2(x) = \alpha_s N_c \frac{1}{\pi R^2} \frac{dN}{dy}, \quad (1.8)$$

where dN/dy is the gluon distribution at $y = y_{hadron} - \ln(1/x)$. Only gluons are included, since, at high energy, the gluon density grows much faster than the quark density, and is the driving force towards saturation. This explains why in the following we shall focus primarily on the gluons. In Eq. (1.8), πR^2 is the hadron area in the impact parameter space (or transverse plane). This is well defined provided the wavelength of the probe is small compared to R , which we assume throughout. Finally, $\alpha_s N_c$ is the color charge squared of a single gluon. Thus, the “saturation scale” (1.8) has the meaning of the average color charge squared of the gluons per unit transverse area per unit rapidity.

Since the gluon distribution increases rapidly with the energy, as the HERA data suggests, so does the saturation scale. For high enough energy, or small enough x ,

$$Q_s^2(x) \gg \Lambda_{QCD}^2, \quad (1.9)$$

and $\alpha_s(Q_s^2) \ll 1$. This suggests that weak coupling techniques can be used to study the high energy regime in QCD.

However, weak coupling does not necessarily mean that the physics is perturbative. There are many examples of nonperturbative phenomena at weak coupling. An example is instantons in electroweak theory, which lead to the violation of baryon number. Another example is the atomic physics of highly charged nuclei. Although the electromagnetic coupling constant is very weak, $\alpha_{\text{em}} \ll 1$, the large charge Z of the atoms introduces a scale $Z\alpha_{\text{em}} \sim 1$ producing a strong nuclear Coulomb field in which the electron propagates. Nevertheless, there is a systematic technique which enables one to compute the non-perturbative properties of high Z atoms. Yet another example is QCD at high temperature $T \gg \Lambda_{\text{QCD}}$; this is a weakly coupled quark-gluon plasma, but exhibits nonperturbative phenomena on large distances $r \gg 1/T$ due to the collective behaviour of many quanta²¹.

Similarly, the small- x gluons with transverse momenta $Q^2 \leq Q_s^2(x)$ make a high density system, in which the interaction probability $\sigma \times n$ (where $\sigma \sim \alpha_s/Q^2$ is the typical parton cross-section and n is the gluon density, $n = \frac{dN}{dy}/\pi R^2$) is of order one^{11,12,13} (cf. Eq. (1.8)). That is, although the coupling is small, $\alpha_s(Q_s^2) \ll 1$, the effects of the interactions are amplified by the large gluon density and ordinary perturbation theory breaks down. A resummation of the high density effects is therefore necessary. Our strategy, to be developed in the following sections, will be to construct an *effective theory* — the Color Glass Condensate^{14,25,26,23,20} — in which the small- x gluons are described as the classical color fields radiated by “color sources” at higher rapidity. Physically, these sources are the “fast” partons, i.e., the hadron constituents with larger longitudinal momenta $p^+ \gg xP^+$. The properties of the color sources will be obtained via a renormalization group analysis, in which the “fast” partons are integrated out in steps of rapidity and in the background of the classical field generated at the previous step^{22,23}.

1.6. Nucleus-Nucleus and Proton-Nucleus Collisions

In Fig. 7, we plot a cartoon of the space-time evolution of a heavy ion collision²⁴. Imagine we have two Lorentz contracted nuclei approaching one another at the speed of light. We choose coordinates such as the collision takes place at $z = t = 0$, or $x^+ = x^- = 0$. Since the two nuclei are well localized in the longitudinal direction, they can be thought of as sitting at $z \simeq t$ ($x^- = 0$) for the right mover, respectively at $z \simeq -t$ (or $x^+ = 0$) for the left mover. To analyze this problem for $t \geq 0$, namely, after the collision takes place, it is convenient to introduce a time variable

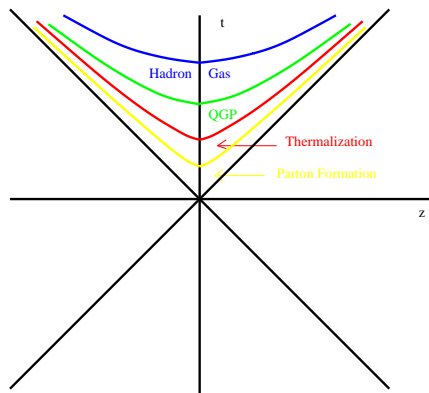


Fig. 7. A space-time figure for ultrarelativistic heavy ion collisions.

which is Lorentz invariant under longitudinal boosts^a $\tau = \sqrt{t^2 - z^2}$ (the “proper time”) and a space-time rapidity variable

$$\eta = \frac{1}{2} \ln \left(\frac{t+z}{t-z} \right) = \frac{1}{2} \ln \frac{x^+}{x^-}. \quad (1.10)$$

For free streaming particles with velocity v_z ($z = v_z t = \frac{p_z}{E} t$), the space-time rapidity equals the momentum space rapidity (1.4): $\eta = y$. We shall see later that this identification remains approximately true also for the off-shell quantum fluctuations (the partons) with relatively large longitudinal momenta.

At high energies, in the central rapidity region, particle distributions vary slowly and it should be a good approximation to take them to be rapidity invariant and therefore also independent of η . Therefore distributions are the same on the lines of constant proper time τ , which are shown in Fig. 7.

An outstanding problem is to formulate the initial conditions for a heavy ion collision and to study the subsequent evolution of the produced partons. Can one argue from first principles that the partonic matter will thermalize into a quark-gluon plasma?

There are two separate classes of problems one has to understand for the initial conditions. Firstly, the two nuclei which are colliding are coherent quantum mechanical wavepackets. Therefore, for some early time, the degrees of freedom must be quantum mechanical. This means, in particular,

$$\Delta z \Delta p_z \geq 1, \quad (1.11)$$

^aThis should not be confused with the rapidity variable introduced previously, in eq. (1.7), and which will not appear in this subsection.

which particularly constrains the small- x gluons, which are delocalized over large longitudinal distances $\Delta z \sim 1/p_z$, and thus overlap with each other. Such degrees of freedom cannot be described by semi-classical transport theory for *particles*. (Classical particles are characterized by a distribution function $f(\vec{p}, \vec{x}, t)$, which is a simultaneous function of momenta and coordinates.) However, fortuitously, quantum coherent states can be described as classical *fields* because they have large occupation numbers $\sim 1/\alpha_s \gg 1$. Heisenberg commutators between particle creation and annihilation operators become negligible in this limit:

$$[a_k, a_k^\dagger] = 1 \ll a_k^\dagger a_k = N_k. \quad (1.12)$$

Classical field theory is also the appropriate language to describe another important feature of the initial conditions, namely the classical charge coherence. At very early times, we have a tremendously large number of particles packed into a longitudinal size scale of less than a fermi due to the Lorentz contraction of the nuclei. We know that such particles cannot interact incoherently. For example, if we measure the field due to two opposite charges (a dipole) at a distance scale r large compared to their separation, the field falls off as $1/r^2$, not $1/r$. On the other hand, in parton cascade models, interactions are taken into account by cross-sections which involve matrix elements squared leaving no room for classical charge coherence. These models should therefore not be applied at very early times.

As an effective theory at small x , the Color Glass Condensate can be applied to study the initial stages of a heavy ion collision^{29,30,33}. The only scales in the problem are the saturation scale Q_s and the transverse size of the system R . On a time scale $\tau \sim 1/Q_s$, the initial energy and number distributions of gluons can be computed by solving classical field equations. At later times $\tau \gg 1/Q_s$, the system becomes dilute and the classical field approximation breaks down, but one in terms of transport equations becomes valid. There is presumably an overlap region where the two descriptions can be both correct³⁵. At early times, the distribution of gluons in momentum space is primarily transverse. As the system becomes dilute, the gluons begin to scatter “off the transverse plane”. Baier, Mueller, Schiff and Son³⁴ have argued that $2 \rightarrow 3$ processes are those which lead to the most efficient thermalization. Whether or not the initial non-equilibrium gluon distributions thermalize to form a quark gluon plasma at the energies of interest is of outstanding phenomenological interest at RHIC and LHC energies. It is also of interest to understand how much of the RHIC data can be understood purely from initial state effects^{36,37,38,39} as opposed to the final state effects which are important for thermalization. Proton (or deuterium)–nucleus collisions should be very helpful in helping to isolate initial state effects from final state rescattering effects. In a proton-nucleus collision, one does not expect final state rescattering to dominate the measured parti-

cle spectrum. Initial state effects, on the other hand, should be especially important in the proton fragmentation region and have been computed recently within the CGC framework^{27,40,41,42}. The upcoming experiments at RHIC on deuterium-gold collisions will hopefully clarify the role of initial/final state effects in high energy scattering.

1.7. Universality of High Energy Scattering

In pion production, it is observed that, with the exception of globally conserved quantities like the energy and the total charge, the rapidity correlations are of short range. If the theory is local in rapidity, the only dimensionful parameter which can determine the physics at a given rapidity is $Q_s^2(x)$. For an approximately scale invariant theory such as QCD, a typical transverse momentum of a constituent will therefore be of order Q_s^2 . If $Q_s^2 \gg 1/R^2$, where R is the radius of the hadron, the finite size of the hadron becomes irrelevant. Thus at small enough x , all hadrons become the same—specific properties of the hadrons (like their size or atomic number A) enter only via the saturation scale $Q_s^2(x, A)$.

Hence there should be some equivalence between nuclei and protons: when their Q_s^2 values are the same, their physics should be the same. Eq. (1.8) suggests the following empirical parametrization of the saturation momentum:

$$Q_s^2(x, A) \sim \frac{A^{1/3}}{x^\lambda} \quad (1.13)$$

where the value $\lambda \sim 0.2 - 0.3$ seems to be preferred by both the data^{7,43} and the most recent theoretical calculations⁴⁴. There should thus be the following correspondence:

- RHIC with nuclei \sim HERA with protons
- LHC with nuclei \sim HERA with nuclei

Estimates of the saturation scale for nuclei at RHIC energies give $Q_s \sim 1 - 2$ GeV, and at LHC $2 - 3$ GeV.

This further suggests that for relatively simple processes like deep inelastic scattering (at least), the observables should be universal functions of the ratio between the transferred momentum Q^2 and the saturation scale $Q_s^2(x, A)$. This feature, called “geometric scaling”, is rather well satisfied by the proton structure functions measured at HERA, for all values of Bjorken x smaller than 0.01 and in a broad region of Q^2 (between 0.045 and 450 GeV²)⁴⁵. Interestingly, the observed scaling extends up to relatively large values of Q^2 , well above the saturation scale $Q_s^2(x)$, which suggests that the phenomenon of gluon saturation at $Q^2 \leq Q_s^2(x)$ has a rather strong influence also on the physics at much larger Q^2 ⁴⁶.

The previous considerations suggest how to reconcile unitarity with the growth of the gluon distribution function at small x . The point is that the smaller x is the larger $Q_s(x)$ is and thus and the typical partons

are smaller. Therefore, when decreasing x , although we are increasing the number of gluons, we do it by adding in more gluons of smaller and smaller size. A probe of transverse size resolution $\Delta x_{\perp} \sim 1/Q$ will not see partons smaller than this resolution size. Thus when $Q < Q_s$, newly created partons will not contribute to the cross-section.

2. The Effective Theory for the Color Glass Condensate

2.1. The hadron wavefunction at small x

As discussed in Sect. 1.2, a relativistic quantum field theory quantized on the lightcone has a simple structure in terms of the bare quanta or “partons” of the theory. For instance, in QCD, the eigenstates of the light-cone Hamiltonian P_{QCD}^- can be expressed as a linear superposition of the eigenstates of the non-interacting part of the Hamiltonian $P_{QCD,0}^- = P_{QCD}^- - V_{QCD}$, where V_{QCD} is the LC potential. The proton wavefunction for instance can be written in this parton basis as

$$|\psi\rangle = c_1|qqq\rangle + c_2|qqqg\rangle + \dots + c_n|qqqggg\dots q\bar{q}gg\rangle + \dots \quad (2.1)$$

It is *a priori* not obvious what the advantage of such a decomposition is. The magic of the parton model is that, at high energies, it is apparent from the structure of V_{QCD} that the interactions of the partons with each other are time dilated. The very complicated picture of the scattering of the proton off an external potential can be replaced with the simple picture of individual partons scattering off the external potential. (In the eikonal approximation, each of these partons acquires a simple phase in the scattering ⁴⁷.) At lower energies, the Fock states involving large numbers of partons are not very important but at higher energies they are increasingly important, and involve predominantly gluons. Since the total LC momentum of the proton P^+ is divided among a large number of partons, a typical parton will carry a momentum $k^+ \ll P^+$, i.e., only a small fraction $x = k^+/P^+$ of the proton total momentum. Understanding the physics of QCD at high energies or small x thus requires that we understand the properties of the n -gluon components of the hadron’s LC wavefunction.

A very interesting approach to computing the properties of the n -gluon component of the hadronic wavefunction is Mueller’s color dipole approach for heavy quarkonia ⁴⁸. This is valid in the limit where the number of colors N_c is large, so the gluons can be effectively replaced by $q\bar{q}$ pairs (“color dipoles”). It will be shown later that this approach and the CGC formalism give identical results for the evolution of distributions in x , in this large- N_c limit.

The CGC approach that we shall follow here is to construct a coarse grained effective theory for the small- x component of the hadron LC wavefunction. We shall first consider a large nucleus, for which this construction is most intuitive. Then, we shall argue that, at sufficiently large

energy, or small enough x , a similar theory can be constructed for any hadron, via weak coupling calculations in QCD.

2.2. The McLerran-Venugopalan model for a large nucleus

Consider a nucleus in the infinite momentum frame (IMF) with momentum $P^+ \rightarrow \infty$. We will assume that the nucleus is of nearly infinite transverse extent with a uniform nuclear matter distribution. As we will discuss later, the model can be extended to include realistic nuclear density profiles. In the IMF, partons which carry large fractions of the nuclear momentum (“valence” partons), are Lorentz contracted to a distance $\sim 2R/\gamma$, with $\gamma = P^+/m_p$ and m_p the mass of the proton. The “wee” partons with momentum fractions $x \ll 1$ are delocalized in the x^- direction over much larger distances: a simple kinematic estimate suggests that partons with momentum fraction $x \ll A^{-1/3}$ are delocalized over distances larger than the nuclear diameter. These partons then “see” the partons at large x as infinitely thin sources of color charge. The model assumes a simple kinematic distinction between wee and valence partons. The reality is more complex as we will discuss later but certain key features of this simple model will survive.

Another salient feature of wee partons is their very short lifetimes. Their lifetime on the lightcone, Δx^+ , is, from the uncertainty principle, conjugate to their light cone energy: $\Delta x^+ \sim 1/k^-$. From the light cone dispersion relation, $k^- = m_\perp^2/2k^+ \equiv m_\perp^2/2xP^+$. Thus $\Delta x^+ \sim xP^+/m_\perp^2$ is proportional to x . These estimates imply that wee parton lifetime is much shorter than that of the valence partons: on the scale of the lifetime of the former, the latter appear to live forever. The valence parton sources are thus *static sources of color charge*. Since their momenta are large, they are unaffected by absorbing or emitting soft quanta: they are recoilless sources of color charge. In this “eikonal” approximation, the wee parton cloud couples only to the “plus” component of the LC current, which, from the discussion here, can be written as (see also Sect. 2.3 below) :

$$J^{\mu,a} = \delta^{\mu+} \delta(x^-) \rho^a(x_\perp), \quad (2.2)$$

where $\rho^a(x_\perp)$ is the valence quark color charge density in the transverse plane. The δ -function in x^- assumes an infinitely thin sheet of color charge. The assumption can and must be relaxed; namely, $\rho^a(x_\perp) \rightarrow \rho^a(x_\perp, x^-)$ as we will discuss later. Note that ρ^a is *static*, i.e., independent of the LC time x^+ , for the reasons explained previously.

We now turn to the color charge density $\rho^a(x_\perp)$ and how it is generated. We assume that the nucleus is interacting with an external probe which can resolve distances of size Δx_\perp in the transverse plane that are much smaller than the nucleon size $\sim \Lambda_{QCD}$. Now, in the longitudinal direction, the small probe which has $x \ll A^{-1/3}$ simultaneously couples to partons from nucleons all along the nuclear diameter. Since

its transverse size is much smaller than the nucleon size, it sees them as sources of color charge. If the density $n \equiv N_c A / \pi R_A^2 \simeq \Lambda_{QCD}^2 A^{1/3}$ ($R_A = R_0 A^{1/3}$ is the radius of the nucleus) of the valence quarks in the transverse plane is large, $n \gg \Lambda_{QCD}^2$, and if $n^{-1} \ll \Delta S_\perp \ll 1/\Lambda_{QCD}$, with $\Delta S_\perp \sim (\Delta x_\perp)^2$, then the number $\Delta N = n \Delta S_\perp$ of color charges within the tube of transverse area ΔS_\perp crossing the nucleus is large: $\Delta N \gg 1$. These sources belong typically to different nucleons, so they are uncorrelated with each other, because of confinement. They are thus *random* sources of color charge and the total color charge \mathcal{Q}^a in the tube is the incoherent sum of the color charges of the individual partons. Thus,

$$\langle \mathcal{Q}^a \rangle = 0, \quad \langle \mathcal{Q}^a \mathcal{Q}^a \rangle = g^2 C_f \Delta N = \Delta S_\perp \frac{g^2 C_f N_c A}{\pi R_A^2}, \quad (2.3)$$

where we have used the fact that the color charge squared of a single quark is $g^2 t^a t^a = g^2 C_f$. One can treat this charge as classical since, when ΔN is large enough, we can ignore commutators of charges: $|\langle [\mathcal{Q}^a, \mathcal{Q}^b] \rangle| = |i f^{abc} \mathcal{Q}^c| \ll \mathcal{Q}^2$.

Let us introduce the color charge density $\rho^a(x^-, x_\perp)$ in such a way that: $\rho^a(x_\perp) \equiv \int dx^- \rho^a(x^-, x_\perp)$. Then,

$$\mathcal{Q}^a = \int_{\Delta S_\perp} d^2 x_\perp \rho^a(x_\perp) = \int_{\Delta S_\perp} d^2 x_\perp \int dx^- \rho^a(x^-, x_\perp), \quad (2.4)$$

and eqs. (2.3) imply (recall that $C_f = (N_c^2 - 1)/2N_c$):

$$\begin{aligned} \langle \rho_a(x_\perp) \rho_b(y_\perp) \rangle_A &= \delta_{ab} \delta^{(2)}(x_\perp - y_\perp) \mu_A^2, & \mu_A^2 &\equiv \frac{g^2 A}{2\pi R_A^2}, \\ \langle \rho_a(x^-, x_\perp) \rho_b(y^-, y_\perp) \rangle_A &= \delta_{ab} \delta^{(2)}(x_\perp - y_\perp) \delta(x^- - y^-) \lambda_A(x^-), \\ \int dx^- \lambda_A(x^-) &= \mu_A^2. \end{aligned} \quad (2.5)$$

Here, $\mu_A^2 \sim A^{1/3}$ is the average color charge squared of the valence quarks per unit transverse area and per color, and $\lambda_A(x^-)$ is the corresponding density per unit volume. The latter has some dependence upon x^- , whose precise form is, however, not important since the final formulae will involve only the integrated density μ_A^2 . There is no explicit dependence upon x_\perp in μ_A^2 or $\lambda_A(x^-)$ since we assume transverse homogeneity within the nuclear disk of radius R_A . Finally, the correlations are local in x^- since, as argued before, color sources at different values of x^- belong to different nucleons, so they are uncorrelated. All the higher-point, connected, correlation functions of $\rho_a(\vec{x})$ are assumed to vanish. The non-trivial correlators (2.5) are generated by the following weight function^{14,25} (with $\vec{x} = (x^-, x_\perp)$):

$$W_A[\rho] = \mathcal{N} \exp \left\{ -\frac{1}{2} \int d^3 x \frac{\rho_a(\vec{x}) \rho_a(\vec{x})}{\lambda_A(x^-)} \right\}, \quad (2.6)$$

which is a Gaussian in ρ_a , with a local kernel. This is gauge-invariant (since local), so the variable ρ_a in this expression can be the color source in any gauge. The choice of a gauge will however soon become an issue when we shall study the dynamics of the gluons radiated by this random distribution of color charges.

The local Gaussian form of the weight function in Eq. (2.6) is valid, by construction, for a large nucleus, and within some restricted kinematical range that we spell here again, for more clarity. As already discussed, this is correct for a transverse resolution $Q^2 \equiv 1/\Delta S_\perp$ within the range $\Lambda_{QCD}^2 \ll Q^2 \ll \Lambda_{QCD}^2 A^{1/3}$. But, clearly, the assumption that the valence quarks are uncorrelated must fail for transverse separations of order $R_0 \sim 1/\Lambda_{QCD}$ or larger, since the $N_c = 3$ valence quarks within the same nucleon are confined in a color singlet state. Thus, the total color charge, together with its higher multipolar moments, must vanish when measured over distances of the order of the nucleon size R_0 , or larger. As emphasized by Lam and Mahlon⁴⁹ (see also Ref.⁵⁰ for an earlier discussion), the requirement of color neutrality can be included in the Gaussian weight function by replacing the δ -function in eq. (2.5) with $\langle \rho^a(x^-, x_\perp) \rho^b(0) \rangle = \lambda(x^-, x_\perp) \delta^{ab}$, where $\lambda(x^-, x_\perp)$ is such that its Fourier transform $\lambda(x^-, k_\perp)$ vanishes rapidly at momenta $k_\perp \lesssim \Lambda_{QCD}$.

Consider also the validity range of Eq. (2.6) in longitudinal momenta. As explicit in the previous analysis, the color fields that we are computing have small values of $x \ll A^{-1/3}$, that is, they carry longitudinal momenta k^+ much lower than those of their sources, the valence quarks. Thus, the weight function (2.6) can be seen as part of an *effective theory* for gluon correlations at momenta k^+ smaller than some upper cutoff Λ^+ , of the order of the typical longitudinal momentum of the valence quarks. (This theory will be completely specified in Sects. 2.3–2.4.) Note however that, for the classical approximations underlying Eq. (2.6) to be valid, the value k^+ of interest should be not *much* smaller than Λ^+ . Indeed, as we shall see, new color sources with momenta $p^+ < \Lambda^+$ are produced by radiation from the original sources at $p^+ \geq \Lambda^+$. If the gap between k^+ and Λ^+ is relatively large — the precise condition is that $\alpha_s N_c \ln(\Lambda^+/k^+) \geq 1$ — these new sources, which are mostly gluons, will completely dominate the physics at the scale k^+ of interest. As we shall in Sect. 3, these new sources can be explicitly constructed by integrating out layers of quantum fluctuations in a renormalization group analysis, but the ensuing weight function is generally *not* a Gaussian. Still, the Gaussian (2.6) may be a good initial condition for this *quantum evolution*. Moreover, rather remarkably, it turns out that this is also a good approximation in the quantum theory, but with a non-trivial transverse momentum dependence for the 2-point function λ that will be specified in Sect. 3.

2.3. The Color Glass

Once the weight function for the classical color charge configurations associated with the large- x partons is known, it is possible to write down an *effective theory for the small- x gluons*. The generating functional for the correlation functions of the small- x gluons reads²³:

$$Z[j] = \int \mathcal{D}\rho W_{\Lambda^+}[\rho] \left\{ \frac{\int^{\Lambda^+} \mathcal{D}A \delta(A^+) e^{iS[A, \rho] - \int j \cdot A}}{\int^{\Lambda^+} \mathcal{D}A \delta(A^+) e^{iS[A, \rho]}} \right\}, \quad (2.7)$$

where the external current j_a^μ is a formal device to generate Green's functions via differentiations, and $S[A, \rho]$ is the action that describes the dynamics of the wee gluons in the presence of the classical color charge ρ (see below). The path integral over the gluon fields is written in the light cone (LC) gauge $A_a^+ = 0$, since this is the gauge which allows for the most direct partonic interpretation. Correspondingly, ρ_a is the color charge density in the LC gauge.

Note the dependence upon the intermediate longitudinal momentum cutoff Λ^+ in the integrals in Eq. (2.7). As explained at the end of the previous subsection, Λ^+ is the scale which separates the 'fast' partons ($p^+ > \Lambda^+$), which have been 'integrated out' and replaced by the classical color charge ρ_a , from the 'wee' gluons ($k^+ < \Lambda^+$), for which the effective theory is meant, and which are still explicit in the path integral, as the gauge fields A_a^μ . Since obtained after integrating out the modes with $p^+ > \Lambda^+$ (see Sect. 3), the weight function $W_{\Lambda^+}[\rho]$ depends upon the separation scale Λ^+ . Clearly, Λ^+ must be chosen such that $\Lambda^+/P^+ \geq x$, with x the longitudinal fraction of interest.

For instance, for a large nucleus at not so high energies (e.g., a gold nucleus at RHIC) we have $x \simeq 10^{-1} - 10^{-2}$, so we can neglect the quantum evolution in a first approximation, and identify ρ with the color charge of the valence quarks. Then, we can use the MV model described previously, in which case $W_{\Lambda^+}[\rho] \equiv W_A[\rho]$ is the Gaussian weight function given by Eqs. (2.6) and (2.5).

But for smaller values of x (say $x < 10^{-3}$), as relevant for DIS at HERA, and also for nucleus-nucleus scattering at LHC, quantum effects are essential, so ρ must include the color sources generated by quantum evolution down to Λ^+ . As we shall see in Sect. 3, these sources are predominantly gluons. Thus, in what follows, we shall restrict the quantum evolution to the gluonic sector; that is, the only fermions to be included among the color sources are the valence quarks in the initial condition.

If the scale $k^+ = xP^+$ of interest is of order Λ^+ , or slightly below it, the correlation functions at that scale can be computed in the *classical approximation*, i.e., by evaluating the path integral over A^μ in Eq. (2.7) in the saddle point approximation. There are two reasons for that: a) The quantum corrections due to gluons in the intermediate range $k^+ < p^+ < \Lambda^+$ are, at most, of order $\alpha_s \ln(\Lambda^+/k^+)$, and thus are truly higher

order effects as long as $\ln(\Lambda^+/k^+) \lesssim 1$. b) The small-x gluons have large occupation numbers $\gg 1$ (as we shall see, at saturation the occupation numbers are parametrically of order $1/\alpha_s$), so their mutual interactions can be treated in the classical approximation, i.e., by solving the classical field equations $\delta S/\delta A^\mu = 0$, or, more explicitly:

$$(D_\nu F^{\nu\mu})_a(x) = \delta^{\mu+} \rho_a(\vec{x}), \quad (2.8)$$

where $D_\nu = \partial_\nu - ig A_\nu^a T^a$ with $(T^a)_{bc} = -if_{abc}$.

Note however that, precisely because the occupation numbers are so large, the corresponding classical fields are strong ($A^i \sim 1/g$ at saturation), and thus the classical non-linearities must be treated *exactly*. In particular, we need the exact solution to the classical equations of motion (EOM) (2.8), that we shall construct in the next subsection. Once this solution is known as an explicit functional of ρ , the correlation functions of interest are obtained by averaging over ρ , with weight function $W_{\Lambda^+}[\rho]$. For instance, the 2-point function is computed as:

$$\langle A_a^\mu(x^+, \vec{x}) A_b^\nu(x^+, \vec{y}) \rangle_{\Lambda^+} = \int \mathcal{D}\rho W_{\Lambda^+}[\rho] \mathcal{A}_a^\mu(\vec{x}) \mathcal{A}_b^\nu(\vec{y}), \quad (2.9)$$

where $\mathcal{A}_a^\mu \equiv \mathcal{A}_a^\mu[\rho]$ is the solution to Eq. (2.8), and is independent of the LC time x^+ (because so is the source $\rho_a(\vec{x})$). This means that only *equal-time* correlators can be computed in this way; but these are precisely the correlators of interest for small-x scattering.

The remaining question is: What is the weight function $W_{\Lambda^+}[\rho]$ for $\Lambda^+ \ll P^+$? As we shall see in Sect. 3, this can be answered via a quantum calculation, the result of which will allow us to compute W_{Λ^+} in terms of the initial condition $W_{\Lambda_0^+}$, by integrating out the gluons with momenta p^+ in the range $\Lambda_0^+ < p^+ < \Lambda^+$. For the purpose of this calculation, we need to also specify the action $S[A, \rho]$ in Eq. (2.8). The simple guess $S[A, \rho] = S_{\text{YM}}[A] + \int_x \rho_a A_a^-$ (which would generate the classical EOM (2.8)) cannot be right since the second term, involving ρ , is not gauge-invariant. This reflects the fact that, written as in Eq. (2.8), the classical EOM is not manifestly gauge-covariant either. In fact, Eq. (2.8) is correct as written only for field configurations having $A_a^- = 0$. This is not a limitation for *classical* calculations, since it is always possible to construct a classical solution having this property. But Eq. (2.8) is not sufficient to determine $S[A, \rho]$, which is explicitly needed for the *quantum* calculation.

To find the general equation which replaces Eq. (2.8) in some arbitrary gauge (where $A_a^- \neq 0$), notice that, in general, the current J_a^μ in the r.h.s. of the Yang-Mills equations must satisfy the covariant conservation law $D_\mu J^\mu = 0$ (since we also have $D_\mu D_\nu F^{\nu\mu} = 0$). For the eikonal current (2.2), this implies $D^- J^+ \equiv (\frac{\partial}{\partial x^+} - ig A^-) J^+ = 0$, which reduces indeed to $\partial^- \rho = 0$ when $A^- = 0$. But in general, this is satisfied

by $J^+(x^+, \vec{x}) = W(x^+, \vec{x}) \rho(\vec{x}) W^\dagger(x^+, \vec{x})$. We have introduced here the temporal Wilson line:

$$W[A^-](x^+, \vec{x}) \equiv \text{T exp} \left\{ ig \int_{-\infty}^{x^+} dz^+ A^-(z^+, \vec{x}) \right\}, \quad (2.10)$$

with T denoting the ordering of the color matrices in the exponential w.r.t. their x^+ arguments. The action generating the EOM with current (2.10) reads^{22,23}

$$S[A, \rho] = - \int d^4x \frac{1}{4} F_{\mu\nu}^a F_a^{\mu\nu} + \frac{i}{gN_c} \int d^3\vec{x} \text{Tr} \left\{ \rho(\vec{x}) W[A^-](\vec{x}) \right\}, \quad (2.11)$$

where $W[A^-](\vec{x})$ is given by eq. (2.10) with $x^+ \rightarrow \infty$. This action is gauge-invariant indeed²³. (Another gauge invariant generalization for ρA^- , namely $\text{Tr} \left\{ \rho(\vec{x}) \ln(W[A^-](\vec{x})) \right\}$, has been checked in Ref.⁵¹ to give equivalent results.)

The mathematical structure of the average over ρ in Eqs. (2.7) and (2.9) is that of a *Color Glass*^{23,50}. Note indeed the special structure of the 2-point function that follows from Eq. (2.7):

$$\langle \text{TA}^\mu(x) A^\nu(y) \rangle_{\Lambda^+} = \int \mathcal{D}\rho W_{\Lambda^+}[\rho] \left\{ \frac{\int^{\Lambda^+} \mathcal{D}A A^\mu(x) A^\nu(y) e^{iS[A, \rho]}}{\int^{\Lambda^+} \mathcal{D}A e^{iS[A, \rho]}} \right\}. \quad (2.12)$$

This is *not* the same as :

$$\frac{\int \mathcal{D}\rho W_{\Lambda}[\rho] \int^{\Lambda} \mathcal{D}A A^\mu(x) A^\nu(y) e^{iS[A, \rho]}}{\int \mathcal{D}\rho W_{\Lambda}[\rho] \int^{\Lambda} \mathcal{D}A e^{iS[A, \rho]}}. \quad (2.13)$$

The physical reason for this is the fundamental separation in time between the rapidly varying wee gluons and the comparatively ‘frozen’ large-x partons. One thus solves the dynamics of the wee gluons at a *fixed* distribution of color charges, and only then averages over the latter. There is no feedback from the *evolution* of the sources on the wee gluon fields. And there is no interference between successive configurations of the color sources. These features, together with the large fluctuations in the color charge density, are the ultimate reasons for treating the large-x partons as forming a *classical random distribution*.

The prototype of a glass is the ‘spin glass’—a collection of magnetic impurities randomly distributed on a non-magnetic lattice. The dynamical degrees of freedom, which are rapidly varying, are the magnetic moments of the impurities (the ‘spins’), while the slowly varying disorder refers to the positions of these spins in the host lattice. To study the thermodynamics of such a system, one first computes the free-energy (= the logarithm of the partition function) of the spin system for a *fixed* disorder (namely, for a given spatial configuration of the impurities),

and subsequently makes an average over all such configurations, with some weight function. The final average over the configurations is not a thermal one: what is averaged is the free-energy computed separately for each configuration.

Similarly, the *connected* correlation functions of the small- x gluons in the present effective theory are obtained from the following generating functional:

$$F[j_a^\mu] = \int \mathcal{D}\rho W_\Lambda[\rho] \ln \left(\int^{\Lambda} \mathcal{D}A \delta(A^+) e^{iS[A, \rho] - i \int j \cdot A} \right), \quad (2.14)$$

where the logarithm is taken *inside* the integral over ρ . That is, the free-energy reaches its extremum as a function of the external source j for a fixed distribution of the color sources. The *measured* free-energy (or correlation function) is finally obtained by also averaging over ρ .

Note that the presence of a non-trivial color charge background breaks gauge symmetry explicitly. But this symmetry is restored in the process of averaging over ρ provided the weight function is *gauge invariant*, which we shall assume in what follows.

2.4. The classical color field

In this subsection, we shall construct the solution to the classical EOM (2.8). We note first that, for a large class of gauges, one can always find a solution with the following properties ²⁰:

$$F_a^{ij} = 0, \quad A_a^- = 0, \quad A_a^+, A_a^i : \text{static}, \quad (2.15)$$

where “static” means independent of x^+ . This follows from the specific structure of the color source which has just a “+” component, and is static. Since $F^{ij} = 0$, the transverse fields A^i form a two-dimensional pure gauge; that is, there exists a gauge rotation $U(x^-, x_\perp) \in \text{SU}(N)$ such that:

$$A^i(x^-, x_\perp) = \frac{i}{g} U(x^-, x_\perp) \partial^i U^\dagger(x^-, x_\perp). \quad (2.16)$$

(in matrix notations appropriate for the adjoint representation: $A^i = A_a^i T^a$, etc). Thus, the requirements (2.15) leave just two independent field degrees of freedom, $A^+(x)$ and $U(x)$, which are further reduced to one (either A^+ or U) by imposing a gauge-fixing condition.

We consider first the covariant gauge $\partial_\mu A^\mu = 0$. By eqs. (2.15) and (2.16), this implies $\partial_i A^i = 0$, or $U = 0$. Thus, in this gauge, $\tilde{A}_a^\mu(x) = \delta^{\mu+} \alpha_a(x^-, x_\perp)$, with $\alpha_a(x)$ linearly related to the color source $\tilde{\rho}_a$ in the COV-gauge :

$$-\nabla_\perp^2 \alpha_a(x) = \tilde{\rho}_a(x). \quad (2.17)$$

The only non-trivial field strength is the electric field $\tilde{\mathcal{F}}_a^{+i} = -\partial^i \alpha_a$. Eq. (2.17) has the solution :

$$\begin{aligned} \alpha_a(x^-, x_\perp) &= \int d^2 y_\perp \langle x_\perp | \frac{1}{-\nabla_\perp^2} | y_\perp \rangle \tilde{\rho}_a(x^-, y_\perp) \\ &= \int \frac{d^2 y_\perp}{4\pi} \ln \frac{1}{(x_\perp - y_\perp)^2 \mu^2} \tilde{\rho}_a(x^-, y_\perp), \end{aligned} \quad (2.18)$$

where the infrared cutoff μ is necessary to invert the Laplacian operator in two dimensions, but it will eventually disappear from (or get replaced by the confinement scale Λ_{QCD} in) our subsequent formulae.

We shall need later the classical solution in the LC-gauge $A^+ = 0$. This is of the form $\mathcal{A}_a^\mu = \delta^{\mu i} \mathcal{A}_a^i$ with $\mathcal{A}_a^i(x^-, x_\perp)$ a ‘‘pure gauge’’, cf. eq. (2.16). The gauge rotation $U(\vec{x})$ can be most simply obtained by a gauge rotation of the solution in the COV-gauge:

$$\mathcal{A}^\mu = U \left(\tilde{\mathcal{A}}^\mu + \frac{i}{g} \partial^\mu \right) U^\dagger, \quad (2.19)$$

where the gauge rotation $U(\vec{x})$ is chosen such that $\mathcal{A}^+ = 0$, i.e.,

$$U^\dagger(x^-, x_\perp) = \text{P exp} \left\{ ig \int_{-\infty}^{x^-} dz^- \alpha_a(z^-, x_\perp) T^a \right\}. \quad (2.20)$$

The lower limit $x_0^- \rightarrow -\infty$ in the integral over x^- in eq. (2.20) has been chosen such as to impose the ‘‘retarded’’ boundary condition:

$$A_a^i(x) \rightarrow 0 \quad \text{as} \quad x^- \rightarrow -\infty, \quad (2.21)$$

which will be useful in what follows. (Note that the ‘‘retardation’’ property refers here to x^- , and not to time.)

Together, eqs. (2.16), (2.18) and (2.20) provide an explicit expression for the LC-gauge solution \mathcal{A}^i in terms of the color source $\tilde{\rho}$ in the COV-gauge. This is sufficient for the purpose of computing observables since the average in Eq. (2.9) can be re-expressed as a functional integral over the covariant gauge color source $\tilde{\rho}$ by a change of variables:

$$\langle A^i(x^+, \vec{x}) A^j(x^+, \vec{y}) \cdots \rangle_{\Lambda^+} = \int \mathcal{D}\tilde{\rho} W_{\Lambda^+}[\tilde{\rho}] \mathcal{A}_x^i[\tilde{\rho}] \mathcal{A}_y^j[\tilde{\rho}] \cdots \quad (2.22)$$

Up to now, the longitudinal structure of the source has been arbitrary: the solutions written above hold for any function $\rho^a(x^-)$. For what follows, however, it is useful to recall, from Sect. 2.2, that ρ has is localized near $x^- = 0$. More precisely, the quantum analysis in Sect. 3 will demonstrate that the classical source at the longitudinal scale Λ^+ has support at x^- within the range $0 \leq x^- \leq 1/\Lambda^+$. From Eq. (2.18), it is clear that this is also the longitudinal support of the ‘‘Coulomb’’-field α . Thus, integrals over x^- as that in eq. (2.20) receive

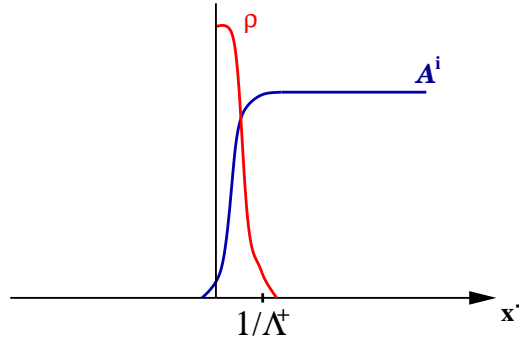


Fig. 8. The longitudinal structure of the color source ρ and of the classical field solution \mathcal{A}^i for the effective theory at the scale k^+ . As functions of x^- , α and \mathcal{F}^{+i} are as localized as ρ .

their whole contribution from x^- in this limited range. Any probe with momenta $q^+ \ll \Lambda^+$, and therefore a much lower longitudinal resolution, will not be able to discriminate the internal structure of the source. Rather, it will see a source/field structure which is singular at $x^- = 0$: $\rho_a(x^-, x_\perp) \approx \delta(x^-) \rho_a(x_\perp)$ (see Fig. 8). In particular:

$$\mathcal{A}^i(x^-, x_\perp) \approx \theta(x^-) \frac{i}{g} V(\partial^i V^\dagger)(x_\perp), \quad (2.23)$$

where V and V^\dagger are obtained by letting $x^- \rightarrow \infty$ in Eq. (2.20) :

$$V^\dagger(x_\perp) \equiv \text{P exp} \left\{ ig \int_{-\infty}^{\infty} dz^- \alpha(z^-, x_\perp) \right\}. \quad (2.24)$$

2.5. The gluon distribution

We denote by $G(x, Q^2) dx$ the number of gluons in the hadron wavefunction having longitudinal momenta between xP^+ and $(x + dx)P^+$, and a transverse size $\Delta x_\perp \sim 1/Q$. In other terms, the *gluon distribution* $xG(x, Q^2)$ is the number of gluons with transverse momenta $k_\perp \lesssim Q$ per unit rapidity (see Refs. 19,20 for more details) :

$$\begin{aligned} xG(x, Q^2) &= \int^{Q^2} d^2 k_\perp k^+ \frac{dN}{dk^+ d^2 k_\perp} \Big|_{k^+ = xP^+} \\ &= \int d^3 k \Theta(Q^2 - k_\perp^2) x \delta(x - k^+/P^+) \frac{dN}{d^3 k}, \end{aligned} \quad (2.25)$$

where $\Theta(x)$ is the step function, $\vec{k} \equiv (k^+, \mathbf{k}_\perp)$ and

$$\frac{dN}{d^3 k} = \langle a_c^{i\dagger}(x^+, \vec{k}) a_c^i(x^+, \vec{k}) \rangle = \frac{2k^+}{(2\pi)^3} \langle A_c^i(x^+, \vec{k}) A_c^i(x^+, -\vec{k}) \rangle, \quad (2.26)$$

is the Fock space gluon density, namely, the number of gluons per unit of volume in momentum space.

The difficulty is, however, that this number depends upon the gauge, so in general it is not a physical observable. Still, as we will shortly argue, this quantity can be given a gauge-invariant meaning when computed in the light-cone gauge $A_a^+ = 0$. Using the fact that, in this gauge, $F_a^{i+}(k) = ik^+ A_a^i(k)$, one obtains (with $k^+ = xP^+$ from now on):

$$xG(x, Q^2) = \frac{1}{\pi} \int \frac{d^2 k_\perp}{(2\pi)^2} \Theta(Q^2 - k_\perp^2) \langle F_a^{i+}(\vec{k}) F_a^{i+}(-\vec{k}) \rangle, \quad (2.27)$$

which so far does not look gauge invariant. A manifestly gauge invariant operator can be constructed by appropriately inserting Wilson lines^{23,20}. In LC gauge, this gauge invariant expression reduces to Eq. (2.27) once the residual gauge freedom of the transverse components of the gauge field is fixed by imposing the “retarded” boundary condition (2.21)²⁰. This particular gauge fixing in the classical field problem has important consequences for the quantum calculation in Sect. 3, in that it fixes the $i\epsilon$ prescription to be used for the ‘axial pole’ in the LC-gauge gluon propagator²³.

We shall need later also the gluon density in the transverse phase-space (also referred to as the “unintegrated gluon distribution”, or the “gluon occupation number”). This is defined as:

$$\varphi_\tau(k_\perp) \equiv \frac{4\pi^3}{N_c^2 - 1} \frac{1}{\pi R^2} \frac{d^3 N}{d\tau d^2 k_\perp} = \frac{1}{\pi R^2} \frac{\langle F_a^{i+}(\vec{k}) F_a^{i+}(-\vec{k}) \rangle}{N_c^2 - 1}, \quad (2.28)$$

where $\tau = \ln(1/x) = \ln(P^+/k^+)$. Up to the factor $4\pi^3$, this is the number of gluons of each color per unit rapidity per unit of transverse phase-space. (As before, we assume a homogeneous distribution in the transverse plane, for simplicity.)

For illustration, let us compute the gluon distribution of a nucleus in the MV model. We start with the low density regime, valid when the atomic number A is not too high, so the corresponding classical field is weak and can be computed in the linear approximation. By expanding the general solution (2.16) to linear order in ρ , or, equivalently, by directly solving the linearized version of Eq. (2.8), one easily obtains:

$$A_a^i(k) \simeq -\frac{k^i}{k^+ + i\epsilon} \frac{\rho_a(k^+, k_\perp)}{k_\perp^2}, \quad \mathcal{F}_a^{+i}(k) \simeq i \frac{k^i}{k_\perp^2} \rho_a(\vec{k}), \quad (2.29)$$

which together with Eq. (2.5) implies:

$$\langle \mathcal{F}_a^{+i}(\vec{k}) \mathcal{F}_a^{+i}(-\vec{k}) \rangle_A \simeq \frac{1}{k_\perp^2} \langle \rho_a(\vec{k}) \rho_a(-\vec{k}) \rangle_A = \pi R_A^2 (N_c^2 - 1) \frac{\mu_A^2}{k_\perp^2}. \quad (2.30)$$

By inserting this approximation in Eqs (2.28) and (2.27), one obtains the following estimates for the gluon density and distribution function:

$$\begin{aligned}\varphi_A(k_\perp) &\simeq \frac{\mu_A^2}{k_\perp^2}, \\ xG_A(x, Q^2) &\simeq \frac{(N_c^2 - 1)R_A^2}{4\pi} \mu_A^2 \int_{\Lambda_{QCD}^2}^{Q^2} \frac{dk_\perp^2}{k_\perp^2} = \frac{\alpha_s A N_c C_f}{\pi} \ln \frac{Q^2}{\Lambda_{QCD}^2},\end{aligned}\quad (2.31)$$

(with $\alpha_s = g^2/4\pi$). The integral over k_\perp in the second line has a logarithmic infrared divergence which has been cut off at the scale Λ_{QCD} since we know that, because of confinement, there is color neutrality on the nucleon size $R_0 \sim 1/\Lambda_{QCD}$ ⁴⁹. We will argue later that, after taking into account quantum evolution, the actual scale for the screening of the infrared physics is not Λ_{QCD} but the saturation scale Q_s .

Eqs. (2.31) are in fact the expected results, which could have been obtained also by a direct analysis of the gluon radiation by a single quark, together with the assumption that gluons radiated by different quarks do not interact with each other, so that the total gluon distribution is simply the sum of independent contributions from the $A \times N_c$ valence quarks. This is the Weizsäcker–Williams approximation for radiation off independent quarks.

2.6. Gluon saturation in a large nucleus

According to eq. (2.31), the gluon density in the transverse phase-space is proportional to $A^{1/3}$, and becomes arbitrarily large when A increases. This is however an artifact of our previous approximations which have neglected the interactions among the radiated gluons, i.e., the non-linear effects in the classical field equations. To see this, one needs to recompute the gluon distribution by using the exact, non-linear solution for the classical field, as obtained in Sect. 2.4. By using $\mathcal{F}_a^{+i}(\vec{x}) = U_{ab}^\dagger(-\partial^i \alpha^b)$, one can express the relevant LC-gauge field-field correlator in terms of the color field in the COV-gauge:

$$\langle \mathcal{F}_a^{+i}(\vec{x}) \mathcal{F}_a^{+i}(\vec{y}) \rangle_A = \left\langle \left(U_{ab}^\dagger \partial^i \alpha^b \right)_{\vec{x}} \left(U_{ac}^\dagger \partial^i \alpha^c \right)_{\vec{y}} \right\rangle_A. \quad (2.32)$$

One can show that the RHS of this expression can be written as

$$\begin{aligned}\left\langle \left(U_{ab}^\dagger \partial^i \alpha^b \right)_{\vec{x}} \left(U_{ac}^\dagger \partial^i \alpha^c \right)_{\vec{y}} \right\rangle &= \left\langle \partial^i \alpha^b(\vec{x}) \partial^i \alpha^c(\vec{y}) \right\rangle \left\langle U_{ab}^\dagger(\vec{x}) U_{ca}(\vec{y}) \right\rangle \\ &= \delta(x^- - y^-) \langle \text{Tr} U^\dagger(\vec{x}) U(\vec{y}) \rangle \left(-\nabla_\perp^2 \gamma_A(x^-, x_\perp - y_\perp) \right),\end{aligned}\quad (2.33)$$

where we have used $U_{ac}^\dagger = U_{ca}$ in the adjoint representation. Here we have made use of the following correlation function

$$\begin{aligned}\langle \alpha_a(\vec{x}) \alpha_b(\vec{y}) \rangle_A &= \delta_{ab} \delta(x^- - y^-) \gamma_A(x^-, x_\perp - y_\perp), \\ \gamma_A(x^-, k_\perp) &\equiv \frac{1}{k_\perp^4} \lambda_A(x^-),\end{aligned}\quad (2.34)$$

which follows from $\tilde{\rho}^a(x^-, k_\perp) = k_\perp^2 \alpha^a(x^-, k_\perp)$ together with Eq. (2.5).

Eq. (2.33) can be proven²⁰ using rotational symmetry, the path ordering of the Wilson lines in x^- , and the fact that the 2-point function of the color fields, Eq. (2.34), is local in x^- . The trace in Eq. (2.33),

$$S_A(x^-, x_\perp - y_\perp) \equiv \frac{1}{N_c^2 - 1} \langle \text{Tr} U^\dagger(x^-, x_\perp) U(x^-, y_\perp) \rangle_A, \quad (2.35)$$

can be explicitly computed as^{26,20}

$$S_A(x^-, r_\perp) = \exp \left\{ -g^2 N_c \int_{-\infty}^{x^-} dz^- [\gamma_A(z^-, 0_\perp) - \gamma_A(z^-, r_\perp)] \right\}, \quad (2.36)$$

where (cf. Eq. (2.34))

$$\gamma_A(x^-, 0_\perp) - \gamma_A(x^-, r_\perp) = \lambda_A(x^-) \int \frac{d^2 k_\perp}{(2\pi)^2} \frac{1}{k_\perp^4} \left[1 - e^{ik_\perp \cdot r_\perp} \right]. \quad (2.37)$$

The above integral over k_\perp is dominated by soft momenta, and has a logarithmic infrared divergence which, in this classical context, can be screened only by confinement at the scale Λ_{QCD} . To leading-log accuracy, i.e., by keeping only terms enhanced by the large logarithm $\ln(1/r_\perp^2 \Lambda_{QCD}^2)$, the precise value of the infrared cutoff is not important, and we can also expand the integrand as:

$$\int \frac{d^2 k_\perp}{(2\pi)^2} \frac{1 - e^{ik_\perp \cdot r_\perp}}{k_\perp^4} \simeq \int_{1/r_\perp^2}^{1/r_\perp^2} \frac{d^2 k_\perp}{(2\pi)^2} \frac{1}{k_\perp^4} \frac{(k_\perp \cdot r_\perp)^2}{2} \simeq \frac{r_\perp^2}{16\pi} \ln \frac{1}{r_\perp^2 \Lambda_{QCD}^2}.$$

This gives, with $\mu_A^2(x^-) \equiv \int_{-\infty}^{x^-} dz^- \lambda_A(z^-)$,

$$S_A(x^-, r_\perp) \simeq \exp \left\{ -\frac{\alpha_s N_c}{4} r_\perp^2 \mu_A^2(x^-) \ln \frac{1}{r_\perp^2 \Lambda_{QCD}^2} \right\}, \quad (2.38)$$

which together with Eq. (2.33) can be used to finally evaluate the gluon density in Eq. (2.28). After simple manipulations, one obtains^{26,27}

$$\varphi_A(k_\perp) = \int d^2 r_\perp e^{-ik_\perp \cdot r_\perp} \frac{1 - \exp \left\{ -\frac{1}{4} r_\perp^2 Q_A^2 \ln \frac{1}{r_\perp^2 \Lambda_{QCD}^2} \right\}}{\pi \alpha_s N_c r_\perp^2}, \quad (2.39)$$

where

$$Q_A^2 \equiv \alpha_s N_c \mu_A^2 = \alpha_s N_c \int dx^- \lambda_A(x^-) \sim A^{1/3}. \quad (2.40)$$

To study the k_\perp -dependence of Eq. (2.39), one must still perform the Fourier transform, but the result can be easily anticipated:

Let us first introduce the *saturation momentum* $Q_s(A)$ which, as we shall see, is the scale separating between linear and non-linear behaviours. This is defined by the condition that, for $r_\perp = 2/Q_s(A)$, the exponent in Eq. (2.39) becomes of order one, which gives:

$$Q_s^2(A) \simeq \alpha_s N_c \mu_A^2 \ln \frac{Q_s^2(A)}{\Lambda_{QCD}^2} \sim A^{1/3} \ln A. \quad (2.41)$$

Note that this is larger than Q_A , eq. (2.40), since we work in the hypothesis that $Q_A \gg \Lambda_{QCD}$. Then we distinguish between two regimes:

i) At high momenta $k_\perp \gg Q_s(A)$, the integral is dominated by small $r_\perp \ll 1/Q_s(A)$, and can be evaluated by expanding out the exponential. To lowest non-trivial order (which corresponds to the linear approximation), one recovers the bremsstrahlung spectrum of eq. (2.31):

$$\varphi_A(k_\perp) \approx \frac{1}{\alpha_s N_c} \frac{Q_A^2}{k_\perp^2} = \frac{\mu_A^2}{k_\perp^2} \quad \text{for } k_\perp \gg Q_A. \quad (2.42)$$

ii) At small momenta, $k_\perp \ll Q_s(A)$, the dominant contribution comes from large distances $r_\perp \gg 1/Q_s(A)$, where one can simply neglect the exponential in the numerator and recognize $1/r_\perp^2$ as the Fourier transform^b of $\ln k_\perp^2$:

$$\varphi_A(k_\perp) \approx \frac{1}{\alpha_s N_c} \ln \frac{Q_s^2(A)}{k_\perp^2} \quad \text{for } k_\perp \ll Q_A. \quad (2.43)$$

Unlike the linear distribution (2.42), which grows like $A^{1/3}$, and is strongly infrared dominated (as it goes like $1/k_\perp^2$), the distribution in Eq. (2.43), which takes into account the non-linear effects in the classical Yang-Mills equations, rises only logarithmically as a function of both A and $1/k_\perp^2$. This is *saturation*. At saturation, the gluon occupation factor is parametrically of order $1/\alpha_s$, which corresponds to a *Bose condensate*, and is the maximum density allowed by the repulsive interactions between the strong color fields $\vec{A}^i = \sqrt{\langle A^i A^i \rangle} \sim 1/g$. When increasing the atomic number A , the new gluons are produced preponderantly at large transverse momenta $\gtrsim Q_s(A)$, where this repulsion is less important. This is illustrated in Fig. 9.

To clarify the physical interpretation of the saturation scale, note that, at short-distances $r_\perp \ll 1/Q_s(A)$,

$$\mu_A^2 \ln \frac{1}{r_\perp^2 \Lambda_{QCD}^2} \propto \frac{xG(x, 1/r_\perp^2)}{(N_c^2 - 1)\pi R_A^2} \quad (2.44)$$

^bThe saturation scale provides the ultraviolet cutoff for the logarithm in eq. (2.43) since the short distances $r_\perp \ll 1/Q_s(A)$ are cut off by the exponential in eq. (2.39).

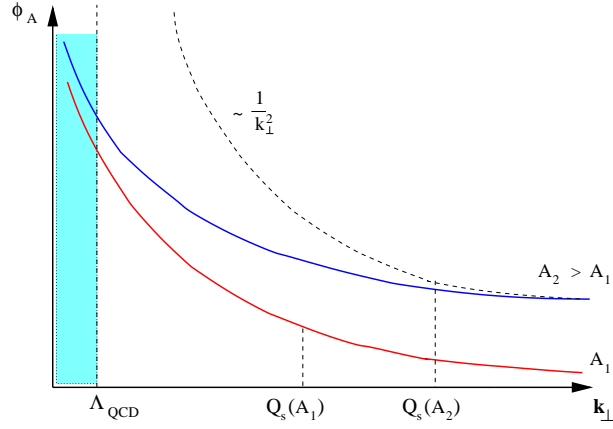


Fig. 9. The gluon phase-space density $\varphi_A(k_\perp)$ of a large nucleus (as described by the MV model) plotted as a function of k_\perp for two values of A . Notice the change from a $1/k_\perp^2$ behaviour at large momenta $k_\perp > Q_s$ to a logarithmic behaviour at small momenta $k_\perp < Q_s$.

is the number of gluons (of each color) having transverse size r_\perp per unit of transverse area (cf. eq. (2.31)). Since each such a gluon carries a color charge squared $(gT^a)(gT^a) = g^2 N_c$, we deduce that $\alpha_s N_c \mu_A^2 \ln \frac{1}{r_\perp^2 \Lambda_{QCD}^2}$ is the average color charge squared of the gluons having transverse size r_\perp per unit area and per color. Then, eq. (2.41) is the condition that the total color charge squared within the area occupied by each gluon is of order one. This is the original criterion of saturation by Gribov, Levin and Ryskin¹¹, for which the MV model offers an explicit realization.

Let us finally compute the (integrated) gluon distribution in the saturation regime, i.e., for $Q^2 \ll Q_s^2(A)$, and compare with the corresponding result in the linear regime at high Q^2 , Eq. (2.31). By using (2.43) in Eqs. (2.27)–(2.28), one immediately finds:

$$xG_A(x, Q^2) \simeq \frac{N_c^2 - 1}{4\pi N_c} \frac{1}{\alpha_s} R_A^2 Q^2 \ln \frac{Q_s^2(A)}{Q^2}. \quad (2.45)$$

This shows strong *nuclear shadowing*: it scales like $A^{2/3} \ln A$, unlike the linear result (2.31), which scales like A .

2.7. Dipole-hadron scattering at high energy

Although the previous definition of the gluon distribution in terms of the Fock space gluon density is useful for a conceptual discussion of saturation, it is on the other hand less clear whether it corresponds to

something that could be directly measured in experiments. Recall that, in the lowest-order analysis of deep inelastic scattering where one neglects non-linear effects in the hadron wavefunction, the gluon distribution is related to the scaling violation in the hadron structure function F_2 : $\partial F_2 / \partial \ln Q^2 \propto \alpha_s x G(x, Q^2)$. It is therefore interesting to compute this quantity also in the presence of non-linear effects, and identify some measurable consequences of saturation. This is what we shall do starting with this section, first in the framework of the MV model, then by including the effects of the quantum evolution in going towards smaller values of x (in Sects. 3 and 4). As a general conclusion, we shall find that saturation effects in the hadron wavefunction correspond to *unitarity* effects in the high-energy virtual-photon-hadron collision, whose total cross-section is related to F_2 via:

$$\sigma_{\gamma^* H}(x, Q^2) = \frac{4\pi^2 \alpha_{em}}{Q^2} F_2(x, Q^2). \quad (2.46)$$

As we have seen in Sect. 1.5, when viewed in the infinite momentum frame (IMF) of the hadron, DIS appears as the scattering of the virtual photon off a quark (with longitudinal fraction equal to the Bjorken x of the collision) in the hadron wavefunction. At very small x , this quark is typically not a valence quark, but rather a sea quark which is emitted, most probably, off the small- x gluons. It is then convenient to disentangle this final quark emission from the quantum evolution which involves mostly gluons. This can be done by performing a Lorentz boost in such a way to pull the $\gamma^* q\bar{q}$ vertex out of the hadron. That is, instead of the hadron IMF, it is preferable to use the so-called *dipole frame*¹⁹ (and references therein) in which most of the energy is still carried by the hadron (so that the high density effects are again associated with the hadron wavefunction), but the virtual photon moves in the negative z (or positive x^-) direction with enough energy to dissociate before scattering into a quark-antiquark pair in a color singlet state (a *color dipole*), which then scatters off the hadron. This sequential picture of DIS is appropriate at high energy, since the lifetime of the $q\bar{q}$ pair is much larger than the interaction time between this pair and the hadron.

More precisely, if $\tau \equiv \ln(1/x) = y_H - y_{\gamma^*}$ is the (boost-invariant) rapidity gap, with $\tau \gg 1$ at small x , then the dipole frame corresponds to choosing $y_{\gamma^*} \ll y_H$ and such that $\alpha_s y_{\gamma^*} \ll 1$, which ensures that one can neglect additional gluon radiation from the quark and the antiquark in the dipole.

This physical picture translates into the following factorization formula for $\sigma_{\gamma^* H}$ ^{57,58,59}, that we shall derive in Sect. 4.1:

$$\sigma_{\gamma^* H}(\tau, Q^2) = \int_0^1 dz \int d^2 r_{\perp} |\Psi(z, r_{\perp}; Q^2)|^2 \sigma_{\text{dipole}}(\tau, r_{\perp}). \quad (2.47)$$

Here, $\Psi(z, r_{\perp}; Q^2)$ is the light-cone wavefunction for the photon splitting into a $q\bar{q}$ pair with transverse size r_{\perp} and a fraction z of the pho-

ton's longitudinal momentum carried by the quark^{57,58}. Furthermore, $\sigma_{\text{dipole}}(\tau, r_{\perp})$ is the dipole-hadron total cross section for a dipole of transverse size $r_{\perp} = x_{\perp} - y_{\perp}$ (with the quark located at x_{\perp} and the antiquark at y_{\perp}), and is obtained by integrating the (imaginary part) of the scattering amplitude $\mathcal{N}_{\tau}(x_{\perp}, y_{\perp}) = \mathcal{N}_{\tau}(r_{\perp}, b_{\perp})$ over all the impact parameters $b_{\perp} = (x_{\perp} + y_{\perp})/2$:

$$\sigma_{\text{dipole}}(\tau, r_{\perp}) = 2 \int d^2 b_{\perp} \mathcal{N}_{\tau}(r_{\perp}, b_{\perp}). \quad (2.48)$$

At high energy, the dipole-hadron scattering can be treated in the eikonal approximation^{57,60,52}. This amounts to neglecting the recoil of the quark (or the antiquark) during its scattering off the color field in the target: the whole effect of the scattering consists in a color precession. Then, the scattering amplitude reads $\mathcal{N}_{\tau}(x_{\perp}, y_{\perp}) = 1 - S_{\tau}(x_{\perp}, y_{\perp})$, with the following S -matrix element:

$$S_{\tau}(x_{\perp}, y_{\perp}) \equiv \frac{1}{N_c} \left\langle \text{tr} \left(V^{\dagger}(x_{\perp}) V(y_{\perp}) \right) \right\rangle_{\tau}, \quad (2.49)$$

where V^{\dagger} and V are the Wilson lines describing the eikonal interaction between the quark (or the antiquark) and the color field at rapidity τ due to color sources within the hadron:

$$V^{\dagger}(x_{\perp}) = \text{P exp} \left(ig \int_{-\infty}^{\infty} dx^- A_a^+(x^-, x_{\perp}) t^a \right). \quad (2.50)$$

That is, this is the same as Eq. (2.24), but rewritten in the fundamental representation. The average in Eq. (2.49) is over all the configurations of the color fields in the hadron. In the CGC formalism, where $A_a^+ = \alpha_a$, cf. Eq. (2.17), this average is computed as in Eq. (2.22).

In what follows we shall focus on the computation of the S -matrix element (2.49), which encodes all the information about the hadronic scattering, and thus about the non-linear and quantum effects in the hadron wavefunction. [Once this is known, F_2 can be immediately obtained by using Eqs. (2.47) and (2.46).]

In the MV model, to which we shall restrict in the remaining part of this subsection, this S -matrix element is already known, as obvious when comparing Eqs. (2.49) and (2.35). By translating Eq. (2.38) to the fundamental representation ($N_c \rightarrow C_F = (N_c^2 - 1)/2N_c$) and letting $x^- \rightarrow \infty$ there, one obtains:

$$S_A(r_{\perp}) \simeq \exp \left\{ - \frac{r_{\perp}^2 \bar{Q}_A^2}{4} \ln \frac{1}{r_{\perp}^2 \Lambda_{QCD}^2} \right\}, \quad (2.51)$$

where $\bar{Q}_A^2 = \alpha_s C_F \mu_A^2$ differs only via a color factor from Eq. (2.40). As in the previous discussion of the gluon distribution, we distinguish between a small- r_{\perp} and a large- r_{\perp} regime, with the separation between

the two regimes given by the saturation scale $\bar{Q}_s^2(A)$, defined by analogy with Eq. (2.41).

i) A small dipole, with $r_\perp \ll 1/\bar{Q}_s(A)$, is only weakly interacting with the hadron:

$$\mathcal{N}_A(r_\perp) \equiv 1 - S_A(r_\perp) \approx \frac{1}{4} r_\perp^2 \bar{Q}_A^2 \ln \frac{1}{r_\perp^2 \Lambda_{QCD}^2} \ll 1, \quad (2.52)$$

a phenomenon usually referred to as “color transparency”¹¹³.

ii) A relatively large dipole, with $r_\perp \gg 1/\bar{Q}_s$ (but $r_\perp \ll 1/\Lambda_{QCD}$ though, for the present perturbative treatment to apply) is strongly absorbed: $S_A \ll 1$ or $\mathcal{N}_A(r_\perp) \approx 1$ which corresponds to the unitarity (or “black disk”) limit. This is in sharp contrast with the single-scattering approximation in Eq. (2.52), which would predict a scattering amplitude growing indefinitely with the area r_\perp^2 spanned by the dipole, and also with the atomic number A of the target. Eq. (2.51) shows that, when r_\perp and/or A are large enough, the effects of multiple scattering become non-negligible, and eventually ensure the unitarization of the scattering amplitude at fixed impact parameter^c. Note that, according to Eq. (2.51), the multiple scatterings are *higher-twist* effects, i.e., their contributions are of higher order in r_\perp^2 .

We see that, remarkably, it is the same scale — the saturation momentum — which sets the critical transverse size for both gluon saturation and the unitarization of the dipole-hadron scattering. This conclusion, that we have found here in the framework of the MV model, will be seen in Sect. 3 to remain valid after including the quantum evolution. Physically, this can be understood as follows: Both saturation and unitarization (when the scattering is seen in the dipole frame) require strong color fields in the hadron wavefunction, such that $g \int dx^- A^+ \sim 1$. Q_s is the critical transverse scale at which this strong field condition begins to be satisfied.

What is specific to the present MV model (and, more generally, to any approximation in which the color sources are only weakly correlated with each other, like the gluonic sources in the DGLAP approximation^{10,12}) is that the dipole scatters *independently* off the color sources in the hadron (here, the valence quarks). This is best seen by noticing that Eq. (2.51) can be rewritten as a Glauber formula :

$$S_A(r_\perp) \simeq \exp \left\{ - \alpha_s r_\perp^2 \frac{\pi^2 C_F}{N_c^2 - 1} \frac{AxG_N(x, 1/r_\perp^2)}{\pi R_A^2} \right\}, \quad (2.53)$$

where $xG_N(x, Q^2)$ is the gluon distribution of a *nucleon*, and is given in the present approximation by the second line in Eq. (2.31) with $A \rightarrow 1$.

^cThe impact parameter dependence was omitted in writing Eq. (2.51) since trivial for the case of a homogeneous target. This will be reintroduced later, when needed.

As we shall see in the next section, the previous picture changes quite substantially after including quantum corrections, due to the fact that the evolution towards small x induces correlations among the color sources. As a result, not only the general Glauber formula (2.53) becomes inapplicable (the successive scatterings are not independent any longer), but even its linearized ‘leading-twist’ approximation, corresponding to a single scattering, fails to apply when $1/r_{\perp}$ is close enough to Q_s , while still above it. This is the BFKL regime where ‘higher-twists’ effects appear already in the linear evolution.

Most interestingly, we shall see that gluon saturation at small x holds independently of the non-linear effects in the classical Yang-Mills equations. Rather, this is the consequence of the correlations among the color sources induced by *non-linear effects in the quantum evolution*. These same correlations will be shown to ensure color screening already over the perturbative scale $1/Q_s \ll 1/\Lambda_{QCD}$, which thus eliminates the infrared sensitivity of the classical MV model to the non-perturbative physics of confinement (see, e.g., Eqs. (2.39) or (2.51)).

3. The Quantum Evolution of the Color Glass Condensate

In this section, we shall explain how to construct the CGC effective theory at small x by integrating out the gluons with $x' > x$ in perturbation theory, in the presence of high density effects. The central result of this analysis will be a renormalization group equation for the weight function $W_{\Lambda^+}[\rho]$ in Eq. (2.7), which generalizes the BFKL equation by including non-linear effects, and has important physical consequences among which gluon saturation.

3.1. The BFKL evolution and its small- x problem

Within perturbative QCD, the enhancement of the gluon distribution at small x proceeds via the gluon cascades depicted in Fig. 10. Fig. 10.a shows the direct emission of a soft gluon with longitudinal momentum $k^+ = xP^+ \ll P^+$ by a fast moving parton (say, a valence quark) with $p^+ = x_0P^+$ and $1 > x_0 \gg x$. Fig. 10.b displays the lowest-order radiative correction^d which is of the order (with $\bar{\alpha}_s \equiv \alpha_s N_c / \pi$)

$$\frac{\alpha_s N_c}{\pi} \int_{k^+}^{p^+} \frac{dp_1^+}{p_1^+} = \frac{\alpha_s N_c}{\pi} \ln \frac{p^+}{k^+} = \bar{\alpha}_s \ln \frac{x_0}{x} \quad (3.1)$$

relative to the tree-level process in Fig. 10.a. This correction is enhanced by the large rapidity interval $\Delta\tau = \ln(x_0/x)$ available for the emission of the additional gluon.

^dAt the same level of accuracy, a complete calculation must include also the appropriate virtual corrections (self-energy and vertex renormalization); but for the present, qualitative purposes, it is sufficient to consider the real gluon emission.

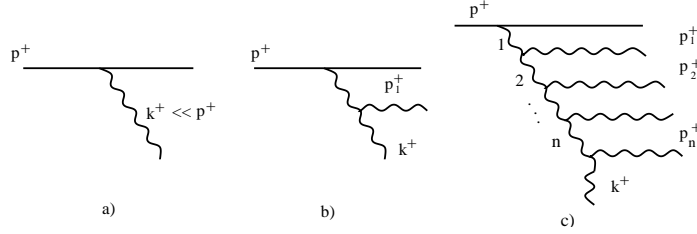


Fig. 10. a) Small- x gluon emission by a fast parton; b) the lowest-order radiative correction; c) a gluon cascade.

A similar enhancement holds for the gluon cascade in Fig. 10.c, in which the successive gluons are strongly ordered in longitudinal momenta: $p^+ \gg p_1^+ \gg p_2^+ \gg \dots \gg p_n^+ \gg k^+$. This gives a contribution of relative order

$$\frac{1}{n!} \left(\bar{\alpha}_s \ln \frac{x_0}{x} \right)^n, \quad (3.2)$$

where the factorial comes from the ordering in p^+ . Clearly, when x is so small that $\ln(x_0/x) \sim 1/\bar{\alpha}_s$, all such quantum “corrections” become of order one, and must be resummed for consistency. A calculation which includes effects of order $(\bar{\alpha}_s \ln(1/x))^n$ to all orders in n is said to be valid to “leading logarithmic accuracy” (LLA).

The gluon cascades in Fig. 10 contribute all to the production of (virtual) gluons with longitudinal fraction x . Thus, by resumming these cascades, one can compute the number of such gluons per unit rapidity, i.e., the gluon distribution (2.25). One can recognize in Eqs. (3.1)–(3.2) the expansion of an exponential. Therefore:

$$\frac{dN}{d\tau} \equiv xG(x, Q^2) \sim e^{\omega \bar{\alpha}_s \tau} = x^{-\omega \bar{\alpha}_s}, \quad (3.3)$$

with ω a pure number. We have tacitly assumed that all the gluons in the cascade have transverse momenta of the same order, namely of order Q . A more refined treatment, based on the BFKL equation⁸, allows one to compute ω and specifies the Q^2 -dependence, and also the subleading τ -dependence (beyond the exponential behaviour shown in Eq. (3.3)) of the gluon distribution.

To describe the effects of the BFKL evolution in more detail, it is instructive to consider the dipole-hadron scattering introduced in Sect. 2.7. With increasing energy, the gluon fields change in the hadron wavefunction, and therefore so does also the cross-section for the dipole which couples to these fields (cf. Eq. (2.49)). Specifically, to LLA, and in the linear regime where one can neglect multiple scattering, the amplitude $\mathcal{N}_\tau(x_\perp, y_\perp) = 1 - S_\tau(x_\perp, y_\perp) \equiv \mathcal{N}_{xy}$ obeys to:

$$\frac{\partial}{\partial \tau} \mathcal{N}_{xy} = \bar{\alpha}_s \int \frac{d^2 z_\perp}{2\pi} \frac{(x_\perp - y_\perp)^2}{(x_\perp - z_\perp)^2 (y_\perp - z_\perp)^2} \{ \mathcal{N}_{xz} + \mathcal{N}_{zy} - \mathcal{N}_{xy} \}, \quad (3.4)$$

which is the coordinate form of the BFKL equation^{8,48}.

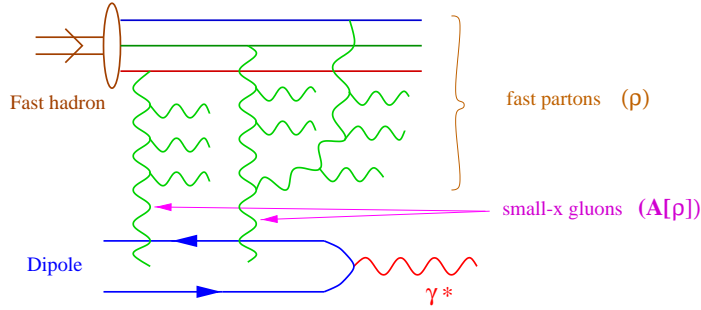


Fig. 11. Deep inelastic scattering in the dipole frame

The physical interpretation of this equation depends upon the Lorentz frame that we choose to visualize the process. When using the dipole frame of Sect. 2.7, the quantum evolution is put entirely in the wavefunction of the hadron (which is boosted to higher and higher energies with increasing τ), while the dipole remains a simple $q\bar{q}$ pair. In this frame, Eq. (3.4) describes the dipole-hadron scattering as the exchange of a BFKL ladder; the dipole couples to the last gluon (with the smallest value of x) in a gluon cascade which develops fully inside the hadron. (See also Fig. 11.)

Alternatively, by a change of frame, one can use the increase in the total energy to accelerate the *dipole*, and study the evolution of its wavefunction with τ . Under an increment $d\tau$ such that $\bar{\alpha}_s d\tau \sim 1$, the dipole evolves by emitting one gluon (from either the quark or the antiquark), and the ensuing $q\bar{q}g$ state scatters off the hadronic target. It is convenient (although not necessary) to view this evolved state in the large- N_c limit, in which the radiated gluon is effectively replaced by a $q\bar{q}$ pair in a color octet state. Then, the evolution looks like the splitting of the original dipole into two new dipoles, each of them made of a quark (or antiquark) from the initial dipole and an antiquark (or a quark) from the emitted gluon. From this perspective, the various terms in Eq. (3.4) have a simple interpretation: the quantity

$$\frac{\bar{\alpha}_s}{2\pi} \frac{(x_\perp - y_\perp)^2}{(x_\perp - z_\perp)^2 (y_\perp - z_\perp)^2} \quad (3.5)$$

is the differential probability for the initial dipole (x_\perp, y_\perp) to decay into a pair of dipoles (x_\perp, z_\perp) and (x_\perp, z_\perp) , while \mathcal{N}_{xz} and \mathcal{N}_{zy} are the amplitudes for the scattering between any one of these final dipoles and the target. Finally, the negative contribution proportional to $-\mathcal{N}_{xy}$ represents the decrease in the scattering amplitude of the original dipole

due to its dissociation (this term is necessary for the conservation of the probability).

One should mention here that this different perspective, in which the quantum evolution is put in the dipole and studied in the large- N_c limit, lies at the basis of an approach originally developed by Mueller⁴⁸ — the ‘Color Dipole approach’ —, in which the wave function of a very energetic color dipole (an “onium”) is constructed in the BFKL approximation. In this approach, the scattering between two “onia” (physically, this corresponds, e.g., to the $\gamma^*\gamma^*$ scattering) can be treated as the product of the number of dipoles in each onium times the dipole-dipole cross-section. The ensuing scattering amplitude has been shown to satisfy equation (3.4).

The BFKL equation (3.4) can be solved by standard techniques⁹. At high energy, $\bar{\alpha}_s\tau \gg \ln(1/r_\perp^2\Lambda_{QCD}^2)$, and for a homogeneous target (e.g., for a large nucleus, and impact parameters near the center of the target), the solution reads (with $r_\perp = x_\perp - y_\perp$)

$$\mathcal{N}_\tau(r_\perp) \simeq \sqrt{r_\perp^2 Q_0^2} \frac{e^{\omega\bar{\alpha}_s\tau}}{\sqrt{2\pi\beta\bar{\alpha}_s\tau}} \exp\left\{\frac{-\ln^2(r_\perp^2 Q_0^2)}{2\beta\bar{\alpha}_s\tau}\right\}. \quad (3.6)$$

where the reference scale Q_0 is introduced by the initial conditions at low energy, and thus is of order Λ_{QCD} (for a nucleus, this carries the dependence on A). Furthermore, $\omega = 4\ln 2 \approx 2.77$ and $\beta = 28\zeta(3) \approx 33.67$. In writing Eq. (3.6) we have assumed a fixed coupling α_s , as appropriate at leading-order BFKL accuracy. The modifications due to the running of the coupling will be discussed in Sect. ??.

Eq. (3.6) exhibits two essential features of the BFKL approximation, which eventually provoke its failure in the high energy limit :

(a) *Violation of the unitarity bound* : The solution (3.6) increases exponentially with τ , that is, as a power of the energy. At high energy, such a behaviour violates both the unitarity bound $\mathcal{N}_\tau(r_\perp, b_\perp) \leq 1$ on the scattering amplitude at fixed impact parameter, and the Froissart bound $\sigma_{\text{dipole}}(s) \leq \sigma_0 \ln^2 s$ ⁴ on the total dipole cross-section (2.48).

(b) *Infrared diffusion* : When seen as a function of $\ln(r_\perp^2 Q_0^2)$, the solution (3.6) shows a diffusive behaviour, with diffusion ‘time’ proportional to τ . With increasing energy, the typical transverse momenta carried by the gluons within the BFKL ladder diffuse away from the hard external scale $1/r_\perp^2 \gg \Lambda_{QCD}^2$, and eventually enters the non-perturbative region at $k_\perp^2 \lesssim \Lambda_{QCD}^2$, which contradicts the use of perturbation theory.

The first difficulty is similar to that with the linear approximation to the scattering amplitude in the MV model, Eq. (2.52), which violates unitarity^e for very large A . As in that case, we expect unitarity to be

^eWe mean here the unitarity of the scattering amplitude at fixed impact parameter. The

restored by multiple scatterings, i.e., by keeping terms of all orders in gA^+ in the Wilson lines in Eqs. (2.49)–(2.50). Both Eqs. (2.52) and (3.6) correspond to a single scattering approximation—they are obtained by retaining terms which are, at most, quadratic in gA^+ in the expansion of the Wilson lines in Eq. (2.49).)

However, unlike in the MV model, at small x we expect an *additional* source of non-linearities which arise from the interactions among the gluonic sources. Such interactions lead to the fusion of gluons from different parton cascades (“gluon recombination”), a phenomenon which should tame the rapid growth of the number of partons. Thus saturation arises from the competition of two effects: the growth of the gluonic density due to radiation and its depletion due to recombination effects^{11,12}. Since now the dominant color sources are themselves gluons, the saturation we speak of here refers simultaneously to the source and the fields radiated by them. This is because what we call “sources” and “radiated fields” is only relative, as it depends upon the scale $\Lambda^+ = xP^+$ at which we consider the effective theory.

Both the multiple scattering and gluon recombination mechanisms are illustrated in Fig. 11. We expect both mechanisms to become important at the same scale, $Q_s^2(\tau, A)$, which is the critical gluon density at which the non-linear effects become of order one. This *saturation scale* is also the typical transverse momentum of the gluons in the hadron wavefunction at small x . As anticipated in the Introduction, and will be verified explicitly in what follows, this scale increases rapidly with τ and A . The emergence of such a *hard* intrinsic momentum scale can also solve the ‘infrared diffusion’ problem of the BFKL approximation and therefore restore the applicability of perturbation theory to high energy processes in QCD.

In the dipole frame, gluon recombination is seen as the merging of two gluon cascades, as illustrated in the r.h.s. of Fig. 11. It is interesting to see this process also from the boosted frame in which the quantum evolution proceeds via the dissociation of the incoming dipole into two dipoles. After the boost, the final gluon in the cascade in Fig. 11—the one which couples to the dipole—gets incorporated within the dipole wavefunction, so the merging of two cascades now happens *inside the dipole*. Thus, from the boosted frame, the non-linear process is seen as the *simultaneous* scattering of the two final dipoles off the hadronic target.

These considerations suggest the following simple equation which generalizes Eq. (3.4) by taking non-linear effects into account:

$$\frac{\partial}{\partial \tau} \mathcal{N}_{xy} = \bar{\alpha}_s \int \frac{d^2 z_\perp}{2\pi} \frac{(x_\perp - y_\perp)^2}{(x_\perp - z_\perp)^2 (y_\perp - z_\perp)^2} \times \{ \mathcal{N}_{xz} + \mathcal{N}_{zy} - \mathcal{N}_{xy} - \mathcal{N}_{xz} \mathcal{N}_{zy} \}. \quad (3.7)$$

discussion of the total cross-section is more involved, and deferred to Sect. 4.4.

This is the equation derived by Kovchegov⁵³ within Mueller's 'Color Dipole approach'⁴⁸. The main assumption used in its derivation was the fact the two final dipoles scatter *independently* off the target; it is correct only in the large- N_c limit. Deriving this equation, (together with its generalizations to finite N_c originally obtained by Balitsky⁵² within a different formalism) within the framework of the CGC effective theory, will be a main objective of the forthcoming developments in this section.

3.2. Non-linear evolution for the CGC

The CGC provides a natural framework for the description of the non-linear effects in the quantum evolution towards small x , and of the phenomenon of saturation. The main observation is that, to LLA, all the quantum corrections described previously—both the exponentially developing BFKL cascade, and gluon recombination which tames this rapid growth—can be incorporated into a change of the classical color charge and its correlations, namely, into a renormalization of the weight function $W_{\Lambda^+}[\rho]$ in Eq. (2.7).

To see this at an intuitive level, let us reconsider the first radiative correction, the one-gluon emission in Fig. 10.b, and note that, to LLA, the typical contributions to the integral in Eq. (3.1) come from momenta p_1^+ such that $p^+ \gg p_1^+ \gg k^+$. That is, the condition of separation of scales is indeed satisfied for the intermediate gluon with momentum p_1^+ to be treated as a 'frozen' color source for the final gluon with momentum k^+ . The effect of this quantum correction is therefore simply to renormalize the *effective* color source at scale k^+ , as pictorially illustrated in Fig. 12.

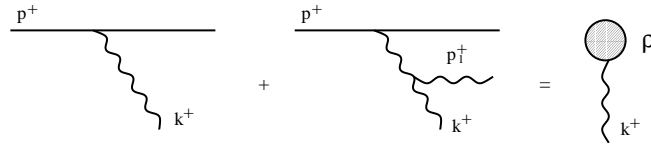


Fig. 12. Effective color source after including the lowest-order radiative correction.

By iterating this argument, it is quite clear that a whole BFKL cascade (see Fig. 10.c) can be included in the definition of the classical color source at the scale $\Lambda^+ = xP^+$ of interest. It is furthermore clear that the fusion between two gluon cascades, as illustrated in the l.h.s. of Fig. 13, can be represented in the CGC theory as a non-linear effect in the *classical* dynamics of the color fields generated by this effective source (see the r.h.s. of Fig. 13).

But non-linear effects are important also in the *quantum* evolution, and actually interfere with it, as illustrated in Fig. 14. Fig. 14.a is an

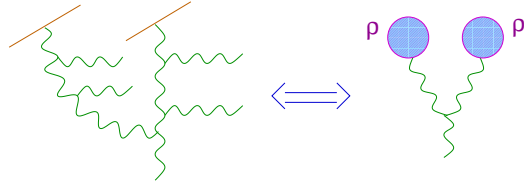


Fig. 13. The fusion of two gluon cascades and its interpretation in the CGC theory.

immediate generalization of the one-gluon emission in Fig. 10.b. It is clear that what is renormalized by the scattering off the “semi-fast” ($\Lambda^+ \gg p^+ \gg k^+$) quantum fluctuation is the classical field $\mathcal{A}^i[\rho]$ at scale Λ^+ , which in turn is non-linear in ρ . (The Feynman rules for evaluating diagrams like those in Fig. 14, and also the present discussion, are adapted to the LC gauge $A^+ = 0$, in which the quantum effective theory is written, cf. Eq. (2.7).) Fig. 14.b shows an additional source of non-linearity, arising from the propagation of the radiated gluon in the classical ‘background’ field $\mathcal{A}^i[\rho]$. If $\Lambda^+ = xP^+$ is small enough ($x \ll 1$), the classical field is very strong, $\mathcal{A}^i \sim 1/g$, and gluon rescatterings must be included to all orders in \mathcal{A}^i . The diagrams in both Figs. 14.a and b can be taken into account as the cut of the diagram in Fig. 14.c. The classical field that enters the vertices is the fully non-linear solution $\mathcal{A}^i[\rho]$ constructed in Sect. 2.4, and the propagator of the quantum gluon is computed to *all* orders in this background field, the resummation indicated here by a blob.

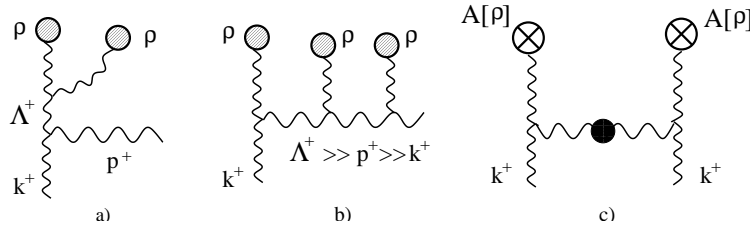


Fig. 14. Some typical non-linear effects in the quantum evolution

The diagram in Fig. 14.c is manifestly a quantum correction to the 2-point function of the gauge fields at scale k^+ , and is of order $\alpha_s \ln(\Lambda^+/k^+)$. Thus, for this to be computable in perturbation theory, the separation of scales between Λ^+ and k^+ must not be too large: $\Lambda^+ \gg k^+$, but $\alpha_s \ln(\Lambda^+/k^+) \ll 1$. The quantum modes must be integrated out in layers of p^+ , within a renormalization group procedure^{22,23}. At each step in this procedure, one has to perform a one-loop quantum calculation, but with the exact background field propagator

for the “semi-fast” gluons (the quantum gluons that are integrated out in that particular step). Such an all-order inclusion of the classical field effects permits one to resum not only the *large energy logarithms*, namely the terms $\sim (\alpha_s \ln 1/x)^n$, but also the dominant *high density effects*— the non-linear effects (like gluon recombination) which become of order one at saturation.

The corresponding analysis is technically quite involved and has been described in detail in previous publications^{23,20}. Here we shall present only the final results and their consequences. As shown in Ref.²³, the condition that the new correlations induced by integrating out quantum fluctuations be reproduced by the CGC effective theory leads to a functional *renormalization group equation* (RGE) for the weight function $W_{\Lambda^+}[\rho] \equiv W_\tau[\rho]$, which is most succinctly written as²³

$$\frac{\partial W_\tau[\rho]}{\partial \tau} = \frac{1}{2} \int_{x_\perp, y_\perp} \frac{\delta}{\delta \rho_\tau^a(x_\perp)} \chi_{ab}(x_\perp, y_\perp)[\rho] \frac{\delta}{\delta \rho_\tau^b(y_\perp)} W_\tau[\rho], \quad (3.8)$$

in notations that we shall shortly explain. Early versions of this equation can be found in the pioneering works of Refs.^{22,54}. A formally similar, and physically equivalent⁶³, functional evolution equation has been obtained by Weigert⁵⁵, within a different formalism⁵². We shall discuss this latter approach in the next subsection.

Let us now discuss the meaning and structure of the terms in Eq. (3.8). The rapidity variable $\tau = \ln(1/x) = \ln(P^+/\Lambda^+)$ indicates the dependence of the effective theory upon the separation scale. This is convenient since (as illustrated by the BFKL evolution discussed in Sect. 3.1), τ is the natural “evolution time”. The contribution of the quantum modes within a small layer in p^+ (say $\Lambda^+ > p^+ > k^+$) is proportional to the rapidity extent $\Delta\tau = \ln(\Lambda^+/k^+)$ of that layer.

The kernel $\chi[\rho]$ is a positive definite non-linear functional of ρ (Eq. (3.8) is a *diffusion equation*) and is highly non-local in both longitudinal and transverse coordinates. The non-linearity in ρ and the non-locality in x^- are strongly correlated, since they have a common origin: $\chi[\rho]$ depends upon ρ via the Wilson lines (2.24). Physically, $\chi[\rho]d\tau$ is the charge-charge correlator induced when integrating out quantum gluons within a rapidity interval $d\tau$ and in the presence of a classical color charge distribution with density $\rho_a(\vec{x})$ ^{23,20}. Technically, this is computed by evaluating the diagram in Fig. 14.c with the Feynman rules in Eq. (2.7). Note that, in addition to this real-gluon emission diagram, there are also virtual (self-energy and vertex) corrections which must be similarly computed^{22,23}. Such corrections are already included in the RGE (3.8), where they correspond to the functional derivative of the kernel $\chi[\rho]$ ²³.

The argument $\rho_\tau^a(x_\perp)$ of the functional derivatives in Eq. (3.8) denotes the color charge density $\rho^a(x^-, x_\perp)$ at $x^- = x_\tau^-$. The color source generated by the quantum evolution up to rapidity τ has support within

a limited interval in x^- , namely at $0 < x^- < x_\tau^-$, with $x_\tau^- \propto e^\tau$. The reason this is so follows from the uncertainty principle: since the classical source at rapidity τ is obtained by integrating out quantum modes with large longitudinal momenta $p^+ \gg \Lambda^+ \equiv e^{-\tau} P^+$, it must be localized near $x^- = 0$, within a distance $\Delta x^- \sim e^\tau x_0^-$ (with $x_0^- \equiv 1/P^+$).

However, eq. (3.8) shows that the correlation between the quantum evolution in τ and the longitudinal distribution of the resulting color source is even stronger. When the rapidity is further increased, say from τ to $\tau + d\tau$, the additional contribution to the color source which is generated in this way has *no overlap* in x^- with the original source at rapidity τ . Instead, this new contribution makes a new layer in x^- , which is located between x_τ^- and $x_{\tau+d\tau}^-$. This is why the functional derivatives in eq. (3.8) involve just the color source $\rho_\tau \equiv \rho(x_\tau^-)$ in this outermost layer.

This correlation is most simply formulated if one uses the *space-time rapidity* y ,

$$y \equiv \ln(x^-/x_0^-), \quad x_0^- \equiv 1/P^+, \quad -\infty < y < \infty, \quad (3.9)$$

to indicate the longitudinal coordinate of a field. For example,

$$\begin{aligned} \rho_y^a(x_\perp) &\equiv x^- \rho^a(x^-, x_\perp) \quad \text{for } x^- = x_y^- \equiv x_0^- e^y, \\ \int dy \rho_y^a(x_\perp) &= \int dx^- \rho^a(x^-, x_\perp), \end{aligned} \quad (3.10)$$

and similarly for α , Eq. (2.18), or any other field. Eq. (2.24) can be rewritten as :

$$V^\dagger(x_\perp) = \text{P exp} \left\{ ig \int dy \alpha_y^a(x_\perp) t^a \right\}. \quad (3.11)$$

The previous discussion shows that the space-time rapidity y of a given layer in ρ is identical to the usual (momentum) rapidity of the fast gluons that have produced that layer. In particular, the color source created by the quantum evolution up to τ has support at space-time rapidities $y \leq \tau$ (in agreement with the simple argument based on the uncertainty principle). Formally:

$$W_\tau[\rho] \propto \delta_\tau[\rho], \quad (3.12)$$

where $\delta_\tau[\rho]$ is a δ -functional enforcing that $\rho_y \equiv 0$ for any $y > \tau$. As we shall see, this constraint is important because the τ -dependence of the observables in the effective theory comes precisely from the upper limit on the longitudinal support of ρ . The Color Glass evolves by expanding in y .

Since the Wilson lines (3.11) and many interesting quantities (like the S -matrix element (2.49), or the gluon distribution (2.32)) are more directly expressed in terms of the COV-gauge field $\alpha_y^a(x_\perp)$, rather than

the color charge ρ , it is often preferable to use the ‘ α -representation’, whose weight function $W_\tau[\alpha] \equiv W_\tau[\tilde{\rho} = -\nabla_\perp^2 \alpha]$ satisfies the following RGE, obtained after a change of variables in Eq. (3.8) :

$$\frac{\partial W_\tau[\alpha]}{\partial \tau} = \frac{1}{2} \frac{\delta}{\delta \alpha_\tau^a(x_\perp)} \eta^{ab}(x_\perp, y_\perp)[\alpha] \frac{\delta W_\tau}{\delta \alpha_\tau^b(y_\perp)}. \quad (3.13)$$

We use compact notations in which repeated color indices (and coordinates) are understood to be summed (integrated) over. The relation of the kernel here to that in Eq. (3.8) is

$$\eta^{ab}(x_\perp, y_\perp) \equiv \int_{z_\perp, u_\perp} \langle x_\perp | \frac{1}{-\nabla_\perp^2} | z_\perp \rangle \chi^{ab}(z_\perp, u_\perp) \langle u_\perp | \frac{1}{-\nabla_\perp^2} | y_\perp \rangle.$$

The analysis in Ref. 23 yields (see also 55) :

$$\begin{aligned} \eta^{ab}(x_\perp, y_\perp) &= \frac{1}{\pi} \int \frac{d^2 z_\perp}{(2\pi)^2} \frac{(x^i - z^i)(y^i - z^i)}{(x_\perp - z_\perp)^2 (y_\perp - z_\perp)^2} \\ &\quad \times \left\{ 1 + V_x^\dagger V_y - V_x^\dagger V_z - V_z^\dagger V_y \right\}^{ab}, \end{aligned} \quad (3.14)$$

with $V_x^\dagger = V^\dagger(x_\perp)$, etc. This is real and symmetric ($\eta^{ab}(x_\perp, y_\perp) = \eta^{ba}(y_\perp, x_\perp)$), and also positive definite, as anticipated, since:

$$\left\{ 1 + V_x^\dagger V_y - V_x^\dagger V_z - V_z^\dagger V_y \right\}^{ab} = (1 - V_z^\dagger V_x)_{ca} (1 - V_z^\dagger V_y)_{cb}, \quad (3.15)$$

and the color matrix $1 - V_z^\dagger V_x$ is hermitian. The transverse kernel in Eq. (3.14) is similar to the ‘dipole kernel’ in the BFKL equation (3.4). Their relation will be discussed in the next subsection.

The RGE in eq. (3.13) [or eq. (3.8)] has the structure of a Fokker-Planck equation. In the CGC formalism, the quantum evolution towards small x is a *random walk* in the space of Wilson lines 63. The random process is one by which the Wilson lines are built. The physical random variable in the evolution is the elementary contribution $\alpha_\tau^a(x_\perp)$ to the classical field in the hadron arising from integrating out quantum fluctuations in the rapidity strip $[\tau, \tau + d\tau]$. Such a contribution changes the Wilson lines according to:

$$U_{\tau+d\tau}^\dagger(x_\perp) = e^{igd\tau \alpha_\tau^a(x_\perp) T^a} U_\tau^\dagger(x_\perp), \quad (3.16)$$

whose iteration defines a path in the space of the U fields. (This path is unambiguously defined only after discretizing the rapidity variable; see Ref. 63 for details.) By exploiting this representation, an exact but formal solution to Eq. (3.13) has been constructed in the form of a path integral 63. This random walk can be equivalently reformulated as a Langevin equation 63, a formulation which is better suited for numerical simulations on a two-dimensional lattice.

3.3. The Balitsky-Kovchegov equation

In addition to the numerical simulations on a lattice, Eq. (3.13) can be made tractable via two strategies. Both involve some approximations. The first strategy consists in using this functional equation to deduce ordinary differential equations for quantities of interest. Because of the non-linearity of Eq. (3.13), the ensuing equations will generally not be closed, but rather form an infinite hierarchy of coupled equations. Nevertheless some progress can be made in various approximations, particularly in the large N_c limit, where we shall see that a closed equation emerges. The other strategy, to be developed in the next subsection, is to search directly for approximate solutions to the functional equation (3.13) for the weight function.

If $\langle O[\alpha] \rangle_\tau$ is any observable which can be computed as an average over α (cf. eq. (2.22)) :

$$\langle O[\alpha] \rangle_\tau = \int \mathcal{D}\alpha O[\alpha] W_\tau[\alpha], \quad (3.17)$$

then its evolution with τ is governed by the following equation:

$$\begin{aligned} \frac{\partial}{\partial \tau} \langle O[\alpha] \rangle_\tau &= \int \mathcal{D}\alpha O[\alpha] \frac{\partial W_\tau[\alpha]}{\partial \tau} \\ &= \left\langle \frac{1}{2} \frac{\delta}{\delta \alpha_\tau^a(x_\perp)} \eta_{xy}^{ab} \frac{\delta}{\delta \alpha_\tau^b(y_\perp)} O[\alpha] \right\rangle_\tau, \end{aligned} \quad (3.18)$$

where, in writing the second line, we have used eq. (3.13) and then integrated twice by parts within the functional integral over α . The last expression involves the functional derivative of $\eta[\alpha]$, which is easily computed by using [with $\delta_{xy} \equiv \delta^{(2)}(x_\perp - y_\perp)$]:

$$\frac{\delta V^\dagger(x_\perp)}{\delta \alpha_\tau^a(y_\perp)} = ig \delta_{xy} T^a V^\dagger(x_\perp), \quad \frac{\delta V(x_\perp)}{\delta \alpha_\tau^a(y_\perp)} = -ig \delta_{xy} V(x_\perp) T^a. \quad (3.19)$$

Here $\alpha_y = 0$ for $y > \tau$, cf. Eq. (3.12).

The 2-point function $S_\tau(x_\perp, y_\perp)$ of the Wilson lines, Eq. (2.49) (which physically represents the S -matrix element for dipole-hadron scattering) can straightforwardly be computed using repeatedly Eq. (3.19) (see ²³ for details):

$$\begin{aligned} \frac{\partial}{\partial \tau} \langle \text{tr}(V_x^\dagger V_y) \rangle_\tau &= -\frac{\alpha_s}{2\pi^2} \int d^2 z_\perp \frac{(x_\perp - y_\perp)^2}{(x_\perp - z_\perp)^2 (y_\perp - z_\perp)^2} \\ &\quad \times \left\langle N_c \text{tr}(V_x^\dagger V_y) - \text{tr}(V_x^\dagger V_z) \text{tr}(V_z^\dagger V_y) \right\rangle_\tau. \end{aligned} \quad (3.20)$$

This equation was originally derived by Balitsky ⁵², within a formalism based on the evolution of observables (in high-energy dipole-hadron scattering) which are built from Wilson lines. This is similar in spirit

to the ‘Color Dipole approach’ by Mueller⁴⁸, but it is not restricted to the large- N_c limit. It is better suited for an asymmetric collision, like that between an “onium” (= a high-energy dipole) and a dense hadronic target, like a nucleus. In this respect, Balitsky’s formalism is closer to the CGC formalism, where the focus is fully on the target wavefunction.

As anticipated, the above equation is not closed: It relates the 2-point function to the 4-point function $\langle \text{tr}(V_x^\dagger V_z) \text{tr}(V_z^\dagger V_y) \rangle$. Physically, it is so since, except at large N_c , the $q\bar{q}g$ system formed after radiating one gluon from the original dipole is not exactly the same as a system of two dipoles (recall the discussion around Eq. (3.5)). One can similarly derive an evolution equation for the 4-point function⁵², but this will in turn couple the 4-point function to a 6-point function, and so on. Eq. (3.20) is merely the first in an infinite hierarchy of coupled equations⁵². In Ref.⁵⁵, Weigert managed to reformulate Balitsky’s hierarchy as a single *functional* evolution equation for the generating functional of the n -point functions of the Wilson lines. As shown in Ref.⁶³, Weigert’s equation is equivalent to the RGE (3.13) as far as the correlations of the Wilson lines are concerned. More recently, Mueller used a similar approach to give a simple derivation⁵⁶ for Eq. (3.13).

A closed equation can still be obtained in the large N_c limit in which the 4-point function in eq. (3.20) factorizes:

$$\left\langle \text{tr}(V_x^\dagger V_z) \text{tr}(V_z^\dagger V_y) \right\rangle_\tau \longrightarrow \left\langle \text{tr}(V_x^\dagger V_z) \right\rangle_\tau \left\langle \text{tr}(V_z^\dagger V_y) \right\rangle_\tau \quad \text{for } N_c \rightarrow \infty.$$

Then Eq. (3.20) reduces to a closed equation for the 2-point function, which, when rewritten in terms of the scattering amplitude $\mathcal{N}_\tau(x_\perp, y_\perp) = \frac{1}{N_c} \langle \text{tr}(1 - V_x^\dagger V_y) \rangle_\tau$, is recognized as the Kovchegov equation (3.7)⁵³. An early version of this equation has been proposed by Gribov, Levin and Ryskin¹¹, and proven by Mueller and Qiu¹² in the ‘double-logarithmic approximation’. More recently, Braun has rederived Eq. (3.7) by directly resumming ‘fan’ diagrams⁶¹. Following the recent literature, we shall refer to Eq. (3.7) as the “Balitsky-Kovchegov (BK) equation”

Clearly, in the weak scattering approximation $\mathcal{N}_\tau(r_\perp) \ll 1$ (which corresponds to a very small dipole, or, equivalently, to a relatively low gluon density in the hadronic target), the non-linear term can be neglected in the r.h.s. of Eq. (3.7), which then reduces to the BFKL equation (3.4). But in general, the feedback provided by this non-linear term ensures that the solution $\mathcal{N}_\tau(r_\perp)$ to Eq. (3.7) respects the unitarity bound $\mathcal{N}_\tau(r_\perp) \leq 1$. Thus, Eq. (3.7) is a simple QCD-based non-linear equation consistent with unitarity. This explains the large interest in this equation in the recent literature, with important progress towards its resolution via both analytic^{53,65,46} and numerical methods^{65,66,67,68}. The conclusions reached in this approach are equivalent to those ob-

tained from direct investigations of the RGE (3.13)^{16,69}, and will be described in the next sections.

3.4. Saturation momentum and geometric scaling

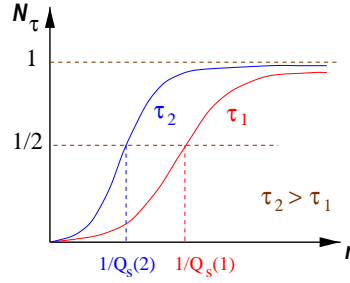


Fig. 15. The solution to the BK equation as a function of r_\perp for two values of τ .

The solution to Eq. (3.7) is shown qualitatively in Fig. 15, which displays $\mathcal{N}_\tau(r_\perp)$ as a function of $r_\perp = x_\perp - y_\perp$ for two different rapidities. The scattering amplitude vanishes as $r_\perp \rightarrow 0$, as it should from its definition $\mathcal{N}_\tau(r_\perp) = \frac{1}{N_c} \langle \text{tr}(1 - V_x^\dagger V_y) \rangle_\tau$, and the fact that the Wilson lines are unitary matrices. For small r_\perp , $\mathcal{N}_\tau(r_\perp)$ remains small (“color transparency”), and is well approximated by the BFKL solution (3.6). For large r_\perp , it approaches the unitarity bound $\mathcal{N}_\tau(r_\perp) = 1$. The transition between “color transparency” at small r_\perp and “blackness” at large r_\perp takes place at a characteristic value of r_\perp that we shall identify with the *saturation length* $1/Q_s(\tau)$. More precisely, we shall define $Q_s(\tau)$ by the following convention:

$$\mathcal{N}_\tau(r_\perp) = 1/2 \quad \text{for} \quad r_\perp = 1/Q_s(\tau). \quad (3.21)$$

As shown in Fig. 15, this saturation length decreases with τ .

The result illustrated in Fig. 15 clearly shows that the non-linear BK equation (3.7) solves the unitarity problem of the BFKL equation (at least, at a fixed impact parameter; see also Sect. 4.4 below). Moreover, the emergence of an intrinsic “saturation scale” $Q_s(\tau)$, which increases with τ , also solves the problem of “infrared diffusion”, as convincingly demonstrated by the numerical analysis in Ref. 68. In addition to the numerical studies in Refs. 65,66,67,68, the behaviour shown in Fig. 15 is supported also by analytic investigations focusing on qualitative features like the energy dependence of the saturation scale^{15,46,94,44}, the “geometric scaling” behaviour^{46,94,44}, or the approach towards the blackness with increasing r_\perp ^{53,65,16,46,69}. We shall describe here

some of these analytical studies, whose results follow from general arguments, such as the validity of the BFKL dynamics at small r_\perp and the emergence (via non-linear effects) of an intrinsic momentum scale, the saturation momentum $Q_s(\tau)$.

Consider first the calculation of the saturation scale. Even though the BFKL solution (3.6) is valid only at small r_\perp , well below the saturation length, it is nevertheless possible to compute the energy dependence of the saturation scale by extrapolating Eq. (3.6) up to $r_\perp \sim 1/Q_s(\tau)$ and then imposing the *saturation condition* (3.21)^{15,46}. More precisely, we shall see shortly that $Q_s^2(\tau)$ is increasing exponentially with τ . The BFKL computation alluded to above should then correctly reproduce the value of the exponent, but not necessarily the (slowly varying) prefactor as well (see however⁹⁴).

Towards this end, the solution of the BFKL equation in Eq. (3.6) is first re-written as ($\rho \equiv \ln(1/r_\perp^2 Q_0^2)$):

$$\mathcal{N}_\tau(r_\perp) \simeq \exp \left\{ \omega \bar{\alpha}_s \tau - \frac{\rho}{2} - \frac{\rho^2}{2\beta \bar{\alpha}_s \tau} \right\}, \quad (3.22)$$

where we have kept only the dominant terms in the regime $\rho \gg 1$ and $\bar{\alpha}_s \tau \gg 1$, with $\bar{\alpha}_s \tau \gg \rho$. Since the BFKL equation is now seen as just an approximation to more general non-linear equations like the BK equation (3.7), the solution (3.22) is acceptable only as long as $r_\perp \ll 1/Q_s(\tau)$, or $\rho > \rho_s(\tau)$, with $\rho_s(\tau) \equiv \ln(Q_s^2(\tau)/Q_0^2)$.

If nevertheless extrapolated down to $\rho \sim \rho_s(\tau)$, the saturation condition (3.21) amounts to the vanishing of the exponent in Eq. (3.22). This gives a second-order algebraic equation for $\rho_s(\tau)$ with the physical solution^{15,46}:

$$Q_s^2(\tau) = Q_0^2 e^{c \bar{\alpha}_s \tau}, \quad c = \left[-\beta + \sqrt{\beta(\beta + 8\omega)} \right] / 2 = 4.84\dots \quad (3.23)$$

This estimate is consistent with the numerical solutions to the BK equation, which have found $c \gtrsim 4$ ^{65,66,68}, but not with the phenomenology of DIS at HERA, which suggests rather a significantly lower value for the exponent⁴³ (see Sect. 4.3 below), namely, $\lambda \approx 0.3$ instead of $c \bar{\alpha}_s \sim 1$.

The factor in front of the exponential in eq. (3.23) is not under control in present approximations. In Ref.⁹⁴, a more refined treatment was proposed, where the BFKL equation was solved with an absorptive boundary condition at $r_\perp \sim 1/Q_s(\tau)$, and a weak dependence on τ for this prefactor was obtained. It would be interesting to test their results against more accurate numerical solutions to Eq. (3.7).

It is also interesting to study the behaviour of the scattering amplitude (3.22) for r_\perp below but relatively close to $1/Q_s(\tau)$ —for ρ slightly above $\rho_s(\tau)$. Since:

$$\rho \equiv \ln \frac{1}{r_\perp^2 Q_0^2} = \rho_s(\tau) + \ln \frac{1}{r_\perp^2 Q_s^2(\tau)} \equiv \rho_s + \delta\rho, \quad (3.24)$$

a simple calculation yields:

$$\mathcal{N}_\tau(r_\perp) \simeq \exp \left\{ -\gamma \delta\rho - \frac{(\delta\rho)^2}{2\beta\bar{\alpha}_s\tau} \right\}, \quad (3.25)$$

where $\gamma \equiv 1/2 + c/\beta \approx 0.64$. Eq. (3.25) suggests a remarkable simplification: Assume that r_\perp is sufficiently close to $1/Q_s(\tau)$ (although still below it) for $\delta\rho/\bar{\alpha}_s\tau \ll 1$. Then, the second term in the exponent can be neglected compared to the first one, and we are left with

$$\mathcal{N}_\tau(r_\perp) \approx \left(r_\perp^2 Q_s^2(\tau) \right)^\gamma, \quad (3.26)$$

which shows *geometric scaling*^{45,46}: it depends upon the two kinematical variables r_\perp and τ only via the combination $r_\perp^2 Q_s^2(\tau)$. Numerically, such a scaling behaviour has been seen in the solutions to the BK equation^{65,68}.

Since Eq. (3.26) is the first term in an expansion in powers of $\delta\rho/\rho_s$, with $\rho_s = c\bar{\alpha}_s\tau$, this approximation is correct for

$$1 < \ln \frac{1}{r_\perp^2 Q_s^2(\tau)} \ll c\bar{\alpha}_s\tau. \quad (3.27)$$

The condition on the left, $r_\perp < 1/Q_s(\tau)$, ensures we are still in a linear regime. For a dipole transverse resolution $Q^2 \equiv 1/r_\perp^2$, this condition translates to the following *scaling window*⁴⁶:

$$Q_s^2(\tau) \ll Q^2 \ll \frac{Q_s^4(\tau)}{Q_0^2}. \quad (3.28)$$

Since $Q_0 \sim \Lambda_{\text{QCD}}$ and $Q_s(\tau) \gg \Lambda_{\text{QCD}}$ for sufficiently large τ , the upper boundary of this scaling window is rather large. In particular, it is much larger than the saturation scale itself: $Q_s^2(\tau)/Q_0 \gg Q_s(\tau)$. Remarkably, as a consequence of saturation, knowledge of an intrinsic momentum scale is propagated through the linear evolution equations up to relatively large values of Q^2 well outside the saturation regime. This is especially interesting since such values of Q^2 are large enough for perturbation theory to be fully trustworthy. A property like (3.26) can be and has been tested against the experimental data^{45,93,39}. We shall return to phenomenological aspects of geometric scaling in Sect. 4.3.

The previous results are obtained from the leading order BFKL equation. Recently, there has been some progress in including next-to-leading-order α_s effects in the physics of saturation. In Refs.^{46,94}, this was done heuristically, by simply replacing the fixed coupling α_s in the BFKL equation by the one-loop running coupling of QCD with the running scale set by the saturation momentum: $\bar{\alpha}_s \rightarrow \bar{\alpha}_s(Q_s^2(\tau))$, with

$$\bar{\alpha}_s(Q^2) = \frac{b_0}{\ln(Q^2/\Lambda_{\text{QCD}}^2)}, \quad b_0 = \frac{12N_c}{11N_c - 2N_f}. \quad (3.29)$$

The only modification due to the running coupling is in the functional form of the saturation scale, whose growth with τ becomes somewhat milder (τ_0 is an arbitrary constant, and c is the same number as in in Eq. (3.23)):

$$Q_s^2(\tau) = \Lambda_{\text{QCD}}^2 e^{\sqrt{2b_0c(\tau+\tau_0)}}, \quad (3.30)$$

where the overall scale is now set by Λ_{QCD} rather than the initial scale Q_0 . All the previous results on geometric scaling (the scaling law (3.26), including the value of the ‘‘anomalous dimension’’ γ , and its range of validity (3.28)) remain unchanged, except for the expression for the saturation scale entering these results.

For nuclei, Eq. (3.30) has an intriguing consequence for the dependence of the saturation scale upon the atomic number A ⁹⁵. Assume an initial condition of the MV type at $\tau = 0$, $Q_s^2(\tau = 0, A) = Q_s^2(A) \sim A^{1/3} \ln A$. For fixed coupling BFKL evolution, where Eq. (3.23) applies, this initial condition identifies the hitherto unspecified ‘initial’ scale Q_0 with the MV saturation scale,

$$Q_s^2(\tau, A) = Q_s^2(A) e^{c\bar{\alpha}_s\tau} \quad (\text{fixed coupling}), \quad (3.31)$$

which preserves the A -dependence of the initial condition at any later ‘time’ τ : $Q_s^2(\tau, A) \sim A^{1/3} \ln A$.

For the running coupling BFKL evolution case where Eq. (3.30) applies (with τ_0 fixed by the initial condition as $2b_0c\tau_0 = [\ln(Q_s^2(A)/\Lambda_{\text{QCD}}^2)]^2$), one obtains a very different A -dependence at small and large τ , respectively⁹⁵:

i) At relatively small energies, such that $\tau \ll \tau_0 \sim \ln^2 A^{1/3}$,

$$Q_s^2(\tau, A) \approx Q_s^2(A) e^{c\bar{\alpha}_s(Q_s^2(A))\tau}, \quad (3.32)$$

which is the ‘fixed-coupling’-like behaviour, with the $\bar{\alpha}_s$ in the exponent being the running coupling (3.29) evaluated at the initial saturation scale.

ii) At higher energies, $\tau \gg \ln^2 A^{1/3}$, one obtains

$$Q_s^2(\tau, A) \approx \Lambda_{\text{QCD}}^2 e^{\sqrt{2b_0c\tau}} \exp \left\{ \frac{1}{2\sqrt{2b_0c\tau}} \left(\ln \frac{Q_s^2(A)}{\Lambda_{\text{QCD}}^2} \right)^2 \right\}, \quad (3.33)$$

which, for very large τ , is *nearly independent of A* .

In Ref. ⁴⁴, which did not consider the A -dependence, Triantafyllopoulos presented a complete computation of the NLO effects on the energy dependence of the saturation scale. Recall that the NLO corrections to the BFKL equation⁹⁶, turn out to be anomalously large and require resummation to obtain sensible results. Ref. ⁴⁴ used the RG-improved resummation scheme of Ciafaloni, Colferai, and Salam⁹⁷ and found that,

although $Q_s^2(\tau)$ is in general a more complicated function than the simple exponential (3.23), it can nevertheless be represented as such for a rather wide range of rapidities (including those of phenomenological interest). Specifically, if one defines $\lambda(\tau) \equiv d \ln(Q_s^2/\Lambda^2)/d\tau$, then $\lambda(\tau)$ turns out to be a very slowly decreasing function, with $\lambda(\tau = 5 - 9) \simeq 0.30 - 0.29$. Remarkably, this value is also favoured by the current phenomenology at HERA ⁴³ (and Sect. 4.3 below). It would be very interesting to compute the A -dependence within this fully NLO formalism.

3.5. Gluon saturation and perturbative color neutrality

In this section, we return to the RGE (3.13), which describes the evolution of the hadron wavefunction as a whole, and construct approximate solutions to it. As usual, these approximations depend upon the transverse resolution scale Q^2 at which correlations are measured. If Q^2 is large enough ($Q^2 \gg Q_s^2(\tau)$), we probe color sources with small transverse size, which do not overlap with each other. In this *dilute* regime, a description in terms of uncorrelated sources, such as the MV model, may be a good approximation. With increasing τ at fixed Q^2 (or, equivalently, with decreasing Q^2 at fixed τ), spatial correlations start to develop, initially according to the linear BFKL evolution and then, once the density is high enough, according to the general non-linear RGE which predicts gluon saturation. A schematic map of the kinematical regimes for quantum evolution is shown in Fig. 16 (see the discussion below for details).

i) High-momentum regime ($Q^2 \gg Q_s^2$): Recovering BFKL

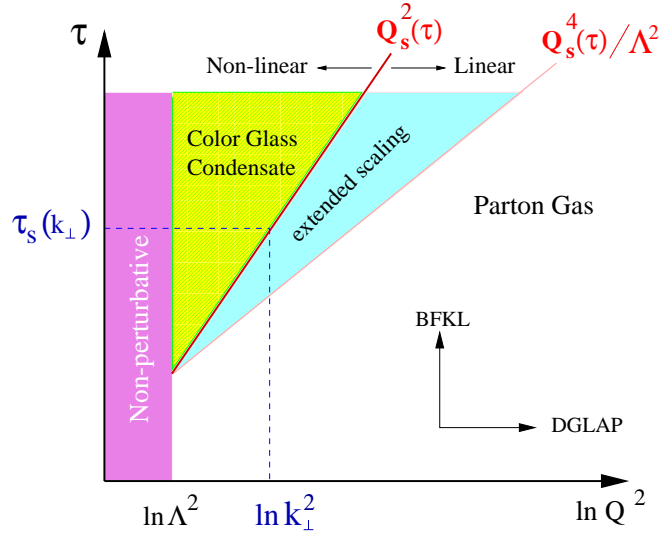
In the dilute regime at $Q^2 \gg Q_s^2$, the color charge density is low, hence the classical field is weak, $g\alpha \ll 1$. One can therefore keep only the linear term in the expansion of the Wilson lines in Eq. (3.13) in powers of $g\alpha$:

$$\begin{aligned} V^\dagger(x_\perp) &\approx 1 + ig \int dy \alpha_y(x_\perp) \equiv 1 + ig\alpha(x_\perp), \\ 1 - V_z^\dagger V_x &\approx ig(x^j - x^j) \partial^j \alpha(x_\perp). \end{aligned} \quad (3.34)$$

($\alpha_a(x_\perp)$ is the effective color field in the transverse plane.) The kernel $\eta[\alpha]$ in Eq. (3.14) then becomes quadratic in $\alpha(x_\perp)$, and the RGE takes the generic form:

$$\frac{\partial W_\tau[\alpha]}{\partial \tau} \approx \frac{1}{2} \frac{\delta}{\delta \alpha} (\alpha \mathcal{K} \alpha) \frac{\delta}{\delta \alpha} W_\tau[\alpha], \quad (3.35)$$

where the new kernel \mathcal{K} is non-local in the transverse coordinates. Its explicit form is easily extracted from Eq. (3.14) using Eq. (3.34). Even in this dilute regime, the RGE is non-linear and the corresponding weight function $W_\tau[\alpha]$ is not a Gaussian. Nevertheless, compared to the general

Fig. 16. A map of the quantum evolution in the $\tau - k_{\perp}$ plane.

RGE (3.13), the evolution generated by Eq. (3.35) exhibits an important simplification: it does not mix correlations $\langle \alpha(1)\alpha(2)\dots\alpha(n) \rangle$ with different numbers n of fields²³. Indeed, the quartic operator acting on $W_{\tau}[\alpha]$ in the r.h.s. of Eq. (3.35) is formally the same as the second-quantized Hamiltonian for a non-relativistic many-body system, and is diagonal in the number of “particles”.

Eq. (3.35) provides a closed evolution equation for the 2-point function, which is the BFKL equation. This equation is most commonly written for the charge-charge correlator $\mu_{\tau}^2(k_{\perp}) \propto \langle \rho_a(k_{\perp})\rho_a(-k_{\perp}) \rangle_{\tau}$. In the linear regime, it is the same as the unintegrated gluon distribution (2.28). Specifically, if one defines $\mu_{\tau}^2(k_{\perp})$ as the Fourier transform of :

$$\mu_{\tau}^2(x_{\perp}, y_{\perp}) \equiv \frac{\langle \rho^a(x_{\perp})\rho^a(y_{\perp}) \rangle_{\tau}}{N_c^2 - 1}, \quad \rho^a(x_{\perp}) \equiv \int dy_{\perp} \rho_y^a(x_{\perp}), \quad (3.36)$$

then Eqs. (2.29) and (2.28) imply, similar to Eq. (2.30),

$$\varphi_{\tau}(k_{\perp}) \simeq \frac{\mu_{\tau}^2(k_{\perp})}{k_{\perp}^2} \quad \text{for} \quad k_{\perp} \gg Q_s(\tau), \quad (3.37)$$

while from the RGE (3.35) one obtains²² :

$$\frac{\partial \mu_{\tau}^2(k_{\perp})}{\partial \tau} = \bar{\alpha}_s \int \frac{d^2 p_{\perp}}{\pi} \frac{k_{\perp}^2}{p_{\perp}^2 (k_{\perp} - p_{\perp})^2} \left(\mu_{\tau}^2(p_{\perp}) - \frac{1}{2} \mu_{\tau}^2(k_{\perp}) \right) \quad (3.38)$$

which is indeed the BFKL equation ⁸.

Note that $\mu_\tau^2(k_\perp)$ corresponds to μ_A^2 of the MV model, but, unlike the latter, it carries a non-trivial transverse momentum dependence, and a τ dependence, both of which are obtained by solving Eq. (3.38). In fact, given the formal similitude between Eqs. (3.38) and (3.4), it is clear that the corresponding solution for $\mu_\tau^2(k_\perp)$ can be obtained by replacing $r_\perp^2 Q_0^2 \rightarrow k_\perp^2 / Q_0^2$ in Eq. (3.6). This shows the expected rapid exponential growth with τ and infrared diffusion as well.

ii) Low-momentum regime ($Q^2 \ll Q_s^2$) : Saturation

An external probe with low transverse resolution $Q^2 \ll Q_s^2$ couples mostly to the saturated gluons, which have momenta $k_\perp \lesssim Q_s$ and occupation numbers $\sim 1/\alpha_s$. The corresponding classical fields are strong, $g\alpha(x_\perp) \sim 1$, so the Wilson lines (3.11)—which are complex exponentials built with these fields—oscillate around zero over a characteristic distance $\sim 1/Q_s(\tau)$ in the transverse plane. This implies that Wilson lines which are separated by large distances $\gg 1/Q_s(\tau)$ are necessarily uncorrelated (since their relative phases are random). Thus, when studying the dynamics over large transverse separations $r_\perp \gg 1/Q_s(\tau)$, it should be a good approximation to neglect the correlations of the Wilson lines (or, more generally, to treat them as small quantities). This is the “random phase approximation” (RPA) introduced in Refs. ^{16,55}.

In this approximation, the RGE (3.8) simplifies drastically ¹⁶. Neglecting the Wilson lines, the kernel η becomes independent of α , and the RGE reads in momentum space,

$$\frac{\partial W_\tau[\alpha]}{\partial \tau} = \frac{1}{2} \int \frac{d^2 k_\perp}{(2\pi)^2} \frac{1}{\pi k_\perp^2} \frac{\delta^2 W_\tau[\rho]}{\delta \alpha_\tau^a(k_\perp) \delta \alpha_\tau^a(-k_\perp)}. \quad (3.39)$$

Being quadratic, this equation can be immediately integrated ^{16,20}

$$W_\tau^{\text{low}}[\rho] \approx \mathcal{N}_\tau \exp \left\{ - \frac{\pi}{2} \int_{-\infty}^{\tau} dy \int \frac{d^2 k_\perp}{(2\pi)^2} \frac{\rho_y^a(k_\perp) \rho_y^a(-k_\perp)}{k_\perp^2} \right\}, \quad (3.40)$$

which for convenience has been written as a functional of $\rho_y^a(k_\perp) = k_\perp^2 \alpha_y^a(k_\perp)$. Eq. (3.40) is a low-momentum approximation: for a given rapidity y (with $y \leq \tau$). It is to be used only for modes $k_\perp < Q_s(y)$.

We see an interesting *duality* emerging at saturation: this strong field regime allows for a description in terms of a Gaussian weight function, like for a free theory. But even with such a Gaussian weight function, the CGC effective theory remains non-trivial, since the classical solution (2.16) and the observables for high energy scattering, like (2.49), are non-linear functionals of ρ .

Eq. (3.40) shows that the only non-trivial correlation of the color sources with small k_\perp is the 2-point function, and reads:

$$\begin{aligned} \langle \rho_y^a(x_\perp) \rho_{y'}^b(y_\perp) \rangle_\tau &= \delta^{ab} \delta(y - y') \theta(\tau - y) \lambda_y(x_\perp, y_\perp), \\ \lambda_y(k_\perp) &\simeq \frac{1}{\pi} k_\perp^2, \quad \text{for } k_\perp \ll Q_s(y). \end{aligned} \quad (3.41)$$

This distribution is local in (space-time) rapidity y , and homogeneous in all the (longitudinal and transverse) coordinates. In the transverse plane, it is only a function of the relative coordinate $x_\perp - y_\perp$, and in the longitudinal direction, it is independent of y . For a given $k_\perp \ll Q_s(\tau)$, Eq. (3.41) applies only for y in the interval $\tau_s(k_\perp) < y < \tau$, with $\tau_s(k_\perp)$ being the rapidity at which the saturation scale becomes equal to the momentum k_\perp of interest :

$$Q_s^2(\tau) = k_\perp^2 \quad \text{for } \tau = \tau_s(k_\perp), \quad (3.42)$$

(see Fig. 16). It follows that the integrated quantity (cf. eq. (3.36)) :

$$\mu_\tau^2(k_\perp) \Big|_{\text{sat}} = \int_{\tau_s(k_\perp)}^{\tau} dy \frac{k_\perp^2}{\pi} = (\tau - \tau_s(k_\perp)) \frac{k_\perp^2}{\pi}, \quad (k_\perp \ll Q_s(\tau)), \quad (3.43)$$

which measures the density of saturated color sources (with given k_\perp) in the transverse plane, grows only *linearly* with τ . This should be contrasted with the exponential increase of the corresponding quantity at $k_\perp \gg Q_s(\tau)$, obtained from the BFKL equation (3.38). (In Ref. ⁹⁸, the result in Eq. (3.43) was obtained from a study of the BK equation.)

We conclude that, at low momenta $k_\perp \ll Q_s(\tau)$, the color charge density *saturates*, because of the non-linear effects in the quantum evolution ¹⁶. In contrast, in the MV model, the corresponding quantity μ_A^2 increases indefinitely as a power of the atomic number A (the analog of the energy in the MV model), since the respective sources are uncorrelated. Due to the quantum evolution, correlations arise already in the linear regime via the BFKL equation. However it is only after including the non-linear effects associated with gluon recombination that these correlations are such as to limit the growth of the color charge density with τ .

Since the color sources saturate with τ , so does also the gluon distribution radiated by these sources. This is obvious if the *linear* approximation^f, Eq. (3.37), is used to compute this distribution. Namely, Eqs. (3.37) and (3.43) imply:

$$\varphi_\tau(k_\perp) \simeq \frac{\tau - \tau_s(k_\perp)}{\pi} = \frac{1}{\pi c \bar{\alpha}_s} \ln \frac{Q_s^2(\tau)}{k_\perp^2}, \quad (3.44)$$

^fRecall that Eq. (3.37) was obtained by using the linearized solution to the classical EOM, i.e., Eq. (2.29).

where in writing the second equality we have used Eq. (3.23) for the saturation scale[§], together with the definition (3.42) of $\tau_s(k_\perp)$. A more careful calculation, based on the non-linear solution (2.16), shows that the correct answer for $\varphi_\tau(k_\perp)$ differs from Eq. (3.44) only by a numerical factor $\delta \lesssim 1$ ^{16,69}. This factor cannot be computed in the present approximations, as it is sensitive to the transition regime at $k_\perp \sim Q_s(\tau)$. This overall factor will not affect the salient features of Eq. (3.44), namely its dependence upon the energy and the transverse momentum.

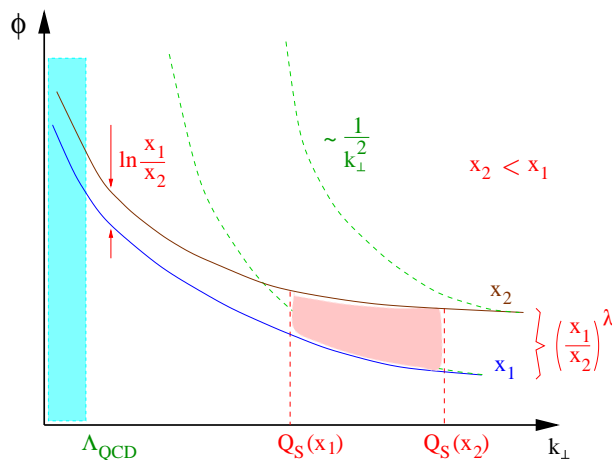


Fig. 17. The gluon phase-density $\varphi_\tau(k_\perp)$ in the effective theory plotted as a function of k_\perp for two values of $\tau = \ln(1/x)$.

In addition to τ -saturation (the linear increase with τ), Eq. (3.44) shows also k_\perp -saturation—the k_\perp spectrum is only logarithmic in $1/k_\perp$ at low momenta. Recall that, in the classical MV model, a similar spectrum emerged (Eq. (2.43)) only after fully taking into account the non-linear effects in the classical EOM (2.8). By contrast, in the quantum case, the non-linear effects responsible for saturation have already been encoded in the distribution of the color sources. This is natural since, as noticed at the end of Sect. 2, the difference between “sources” and “wee gluons” is a matter of convention and depends upon the resolution scale in k^+ . As anticipated, the gluon occupation factor at saturation, Eq. (3.44), is parametrically of order $1/\alpha_s$, as in the MV model.

[§]Recall that Eq. (3.23) corresponds to a fixed coupling α_s . In the case of a running coupling, where Eq. (3.30) applies, Eq. (3.44) remains formally the same, but $\bar{\alpha}_s$ in the denominator must be understood as the running coupling (3.29) evaluated at $Q^2 = k_\perp Q_s$.

To conclude, the unintegrated gluon distribution predicted by the CGC effective theory is illustrated in Fig. 17, and looks qualitatively similar to that in the MV model, cf. Fig. 9. At large $k_\perp \gg Q_s(\tau)$, the distribution in Fig. 17 is given by the solution to the BFKL equation, cf. Eqs. (3.37)–(3.38), while at low $k_\perp \ll Q_s(\tau)$, it is given by Eq. (3.44). The saturation condition (3.21) can be also formulated in terms of the unintegrated gluon distribution as

$$\varphi_\tau(k_\perp) \sim \frac{1}{\bar{\alpha}_s} \quad \text{for} \quad k_\perp \sim Q_s(\tau). \quad (3.45)$$

This condition, together with BFKL evolution at higher momenta, implies that, for k_\perp within the scaling window (3.28), the unintegrated gluon distribution has a scaling form similar to Eq. (3.26)⁶⁹:

$$\varphi_\tau(k_\perp) \simeq \frac{\kappa}{\bar{\alpha}_s} \left(\frac{Q_s^2(\tau)}{k_\perp^2} \right)^\gamma. \quad (3.46)$$

where κ is a yet undetermined numerical prefactor. We see that the scaling property characteristic of saturation (cf. Eq. (3.44)) is preserved by the linear BFKL evolution up to a relatively large momentum $k_\perp \sim Q_s^2(\tau)/\Lambda_{\text{QCD}}$ (cf. Eq. (3.28)), which is well above the saturation scale. This “extended scaling” region⁴⁶ where the gluon density is relatively low, but takes the scaling form (3.46), is represented on the diagram in Fig. 16.

iii) Color neutrality at saturation

The vanishing of the charge-charge correlator (see (3.43)), as k_\perp^2 when $k_\perp \rightarrow 0$ has important consequences for the infrared behaviour of the CGC effective theory. Consider, the calculation of the dipole-hadron S -matrix element. In the MV model, it was found to be logarithmically infrared divergent, cf. Eqs. (2.38) or (2.51). If in Eq. (2.37) one replaces the MV estimate for the charge correlator λ_A by the corresponding quantum expression, the ensuing integral over k_\perp becomes infrared finite, due to Eq. (3.41). When computed in the quantum effective theory, the dipole scattering amplitude is infrared safe, and therefore insensitive to the non-perturbative physics of confinement. A similar property holds for other gauge-invariant quantities like the gluon distribution.

Furthermore, the smooth infrared behaviour in Eq. (3.41) is responsible for k_\perp -saturation in the gluon distribution. In what follows, we shall argue that this behaviour has a simple physical interpretation—gluonic color sources are correlated over long distances to ensure that *color neutrality* is achieved over a transverse area of order $1/Q_s^2(\tau)$ ^{20,98,69}.

Consider the total color charge Q^a enclosed within a surface Σ , as given by Eq. (2.4) with $\Delta S_\perp \rightarrow \Sigma$. This is a random quantity with zero average (since $\langle \rho^a(\vec{x}) \rangle = 0$ at any point \vec{x}), so we shall compute the

average of the color charge squared $\mathcal{Q}^2 = \mathcal{Q}^a \mathcal{Q}^a$. We have,

$$\langle \mathcal{Q}^2 \rangle_\tau = (N_c^2 - 1) \int_\Sigma d^2 x_\perp \int_\Sigma d^2 y_\perp \mu_\tau(x_\perp, y_\perp). \quad (3.47)$$

In the MV model, where the sources are uncorrelated (cf. Eq. (2.5)), we have

$$\langle \mathcal{Q}^2 \rangle_A = (N_c^2 - 1) \Sigma \mu_A^2 \sim \frac{1}{\alpha_s} \Sigma Q_A^2, \quad (3.48)$$

which increases rapidly with A , like $A^{1/3}$.

After including quantum evolution, the charge correlator acquires a non-trivial momentum dependence ($\mu_A^2 \rightarrow \mu_\tau^2(k_\perp)$), and Eq. (3.47) can be estimated as (up to a color factor):

$$\langle \mathcal{Q}^2 \rangle_\tau \sim \Sigma \mu_\tau^2(k_\perp^2) \sim 1/\Sigma. \quad (3.49)$$

For a relatively small area, or moderately high energies, $\Sigma^{-1} \gg Q_s^2(\tau)$, and $\mu_\tau^2(k_\perp)$ is given by the BFKL equation (3.38). Then Eqs. (3.37) and (3.46) imply :

$$\langle \mathcal{Q}^2 \rangle_\tau \sim \frac{1}{\alpha_s} \left(\Sigma Q_s^2(\tau) \right)^\gamma \quad \text{for} \quad 1/\Sigma \gg Q_s^2(\tau), \quad (3.50)$$

which shows *incomplete color shielding*. With increasing Σ , the total charge squared enclosed within this surface increases, but not as fast as the area itself. Thus, the *density* $\langle \mathcal{Q}^2 \rangle / \Sigma \sim 1/\Sigma^{1-\gamma}$ vanishes in the limit $\Sigma \rightarrow \infty$, which is consistent with (global) charge conservation. Furthermore, for fixed Σ , the total charge $\langle \mathcal{Q}^2 \rangle_\tau$ increases exponentially with τ .

For larger surfaces, of the order of the saturation disk $1/Q_s^2(\tau)$ or larger, one should rather use eq. (3.43), which gives:

$$\langle \mathcal{Q}^2 \rangle_\tau \sim \frac{1}{\alpha_s} \ln \left(\Sigma Q_s^2(\tau) \right) \quad \text{for} \quad 1/\Sigma \ll Q_s^2(\tau). \quad (3.51)$$

The total charge squared (3.51) is still non-zero, but unlike Eq. (3.50) it is only *logarithmically* increasing with both $1/x$ and Σ . This is *complete shielding*: When increasing Σ , the newly included color sources are completely screened by the other sources. If the total charge (squared) is still increasing with Σ (albeit only slowly), it is because the longitudinal width $\tau - \tau_s(\Sigma) \sim \ln(\Sigma Q_s^2(\tau))$ of the ‘‘saturated’’ piece of the hadron rises logarithmically with Σ .

This complete shielding, together with the fact that the total charge (3.51) is much smaller than the total charge for a system of uncorrelated color sources with surface density Q_s^2/α_s , cf. eq. (3.48), enables us to speak about *color neutrality* already at the relatively short scale $1/Q_s(\tau) \ll 1/\Lambda_{\text{QCD}}$. This interpretation is further confirmed by the fact that the color field created by gluon sources at large distances $\gg 1/Q_s(\tau)$ cannot be distinguished from a *dipolar* field ⁶⁹.

3.6. A Gaussian effective theory

Consider the calculation of the dipole-hadron S -matrix element (2.49) within the CGC effective theory. After expanding the Wilson lines in Eq. (2.49), one is led to evaluate n -point functions of the type $g^n \langle \alpha(\vec{z}_1) \alpha(\vec{z}_2) \cdots \alpha(\vec{z}_n) \rangle_\tau$, where the transverse arguments $z_{\perp,i}$ are either x_\perp or y_\perp . Each such a n -point function receives contributions from either hard ($k_\perp > Q_s(\tau)$) or semi-hard^h ($\Lambda_{\text{QCD}} < k_\perp < Q_s(\tau)$) momenta. The contributions of the modes with $k_\perp \ll Q_s(\tau)$ are easy to evaluate. In the saturation regime, the weight function is the Gaussian (3.40), and the only non-trivial correlation is the 2-point function (3.41). For hard momenta $k_\perp \gg Q_s(\tau)$, the weight function is strictly speaking not a Gaussian. In this regime, fields are rather weak ($g\alpha \ll 1$), so the (yet unknown) contributions of the higher-point correlations are less important than that of the 2-point function. The latter is explicitly known as the solution to the BFKL equation. Finally, there are the contributions of the modes $k_\perp \sim Q_s(\tau)$, which we don't know how to evaluate so far. But these contributions should be relatively unimportant as long as $x_\perp - y_\perp$ is either very small, or very large, compared to $1/Q_s(\tau)$. To summarize, in order to compute $S_\tau(r_\perp)$ for a dipole which is either very large, or very small, it should be enough to use the previous approximations for the 2-point function, which are valid far away from the saturation scale.

These considerations can be extended to any quantity which is not very sensitive to the momenta in the transition regime around $Q_s(\tau)$. To systematically compute such quantities, construct a Gaussian approximation to the weight function which encodes the limiting behavior of the the 2-point function at high and low momenta and which interpolates smoothly between these regimes. Such a Gaussian will be as simple to use as the original MV model, but will extend the latter by including the BFKL evolution at high momenta, and the physics of saturation and color neutrality at low momenta.

Such a Gaussian weight function has been constructed in Ref. 69, and reads:

$$W_\tau[\rho] = \mathcal{N}_\tau \exp \left\{ -\frac{1}{2} \int_{-\infty}^{\tau} dy \int_{x_\perp, y_\perp} \frac{\rho_y^a(x_\perp) \rho_y^a(y_\perp)}{\lambda_y(x_\perp, y_\perp)} \right\}, \quad (3.52)$$

where the kernel $\lambda_y(x_\perp, y_\perp)$ — the 2-point function of the color sources (cf. Eq. (3.41)) — is such that its Fourier transform $\lambda_y(k_\perp)$ satisfies the BFKL equation at momenta $k_\perp \gg Q_s(\tau)$ and reduces to Eq. (3.41) for momenta $k_\perp \ll Q_s(\tau)$. We can match these limiting behaviours continuously at $k_\perp = Q_s(\tau)$ by imposing the following boundary condition on

^hAs explained above, gauge invariant quantities computed in the effective theory are not sensitive to soft ($k_\perp \lesssim \Lambda_{\text{QCD}}$) momenta.

the solution to the BFKL equation:

$$\frac{1}{\pi} Q_s^2(\tau) \simeq \lambda_\tau^{\text{BFKL}}(k_\perp = Q_s(\tau)). \quad (3.53)$$

Then, the following function provides a smooth interpolation, that we shall use in Eq. (3.52) :

$$\lambda_\tau(k_\perp) \equiv \frac{k_\perp^2 \lambda_\tau^{\text{BFKL}}(k_\perp)}{k_\perp^2 + \pi \lambda_\tau^{\text{BFKL}}(k_\perp)}. \quad (3.54)$$

For momenta within the scaling window (3.28), the BFKL solution takes the scaling form (with $\gamma = 0.64$) :

$$\lambda_\tau^{\text{BFKL}}(k_\perp) \simeq \frac{1}{\pi} k_\perp^2 \left(\frac{Q_s^2(\tau)}{k_\perp^2} \right)^\gamma, \quad (3.55)$$

which allows us to write a simple explicit expression for the kernel $\lambda_y(k_\perp)$, valid for all momenta $k_\perp \lesssim Q_s^2(\tau)/\Lambda_{QCD}$:

$$\lambda_y(k_\perp) = \theta(\tau - y) \frac{k_\perp^2}{\pi} \frac{\left(\frac{Q_s^2(y)}{k_\perp^2} \right)^\gamma}{1 + \left(\frac{Q_s^2(y)}{k_\perp^2} \right)^\gamma}. \quad (3.56)$$

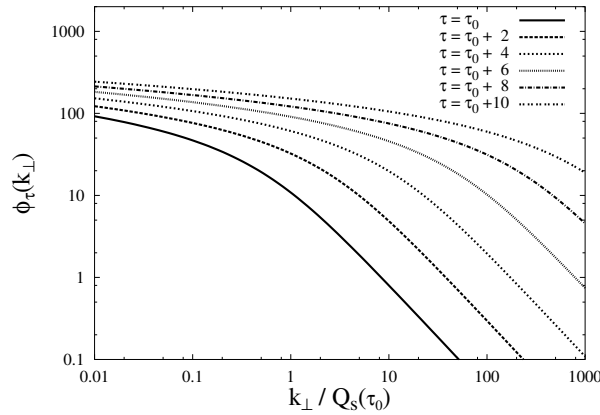


Fig. 18. Energy and momentum dependence of $\varphi_\tau(k_\perp)$. We have plotted $\varphi_\tau(k_\perp)$ as a function of $k_\perp/Q_s(\tau_0)$ (with τ_0 some value of reference) for six values of τ . The lines, from the bottom to the top, correspond successively to $\tau = \tau_0, \tau_0 + 2, \dots, \tau_0 + 10$. The increase with τ is exponential at high momenta (giving equidistant curves in this log-log plot), but only logarithmic at low momenta. From Ref. 69.

In Sect. 4.3, Eq. (3.56) will be used to compute the dipole-hadron scattering amplitude. Here, we shall present a different application, namely we shall deduce a simple analytic expression for the unintegrated gluon distribution. Specifically, Eqs. (3.36) and (3.41) imply $\mu_\tau(k_\perp) = \int dy \lambda_y(k_\perp)$. When further combined with Eqs. (3.37) and (3.56), it leads to the following final result:

$$\phi_\tau(k_\perp) = \frac{1}{k_\perp^2} \int dy \lambda_y(k_\perp) = \frac{1}{\pi\gamma c\bar{\alpha}_s} \ln \left(1 + \left(\frac{Q_s^2(\tau)}{k_\perp^2} \right)^\gamma \right). \quad (3.57)$$

(In performing the integral over y , we assumed Eq. (3.23) for the saturation scale.) Eq. (3.57) interpolates smoothly between Eq. (3.44) deeply at saturation ($k_\perp \ll Q_s$) and Eq. (3.46) for momenta within the scaling window $Q_s \lesssim k_\perp \lesssim Q_s^2/\Lambda_{QCD}$. In Fig. 18, we illustrate both the k_\perp -dependence and the τ -dependence of the function (3.57), which is plotted as a function of k_\perp for several values of τ .

4. Deep Inelastic Scattering and the CGC

In this section, we shall discuss some applications of the Color Glass Condensate picture to Deep Inelastic Scattering. We start by explicitly deriving a factorization formula introduced in Sect. 2.7, which allows one to compute the F_2 structure function at high energy in terms of the dipole scattering. We shall then discuss a phenomenological ‘‘saturation model’’, proposed by Golec-Biernat and Wüsthoff, which is based on similar physical premises, and compares remarkably well with the HERA data. This model will be further reconsidered from the CGC perspective, in which the dipole-hadron scattering is computed within QCD. This allows us to relate the ‘‘geometric scaling’’ observed in the HERA data to properties of the quantum evolution towards saturation. In addition, we discuss the Froissart bound can be realized conceptually in the Color Glass Condensate. We discuss next the relation of saturation to shadowing in DIS. Finally, we discuss inclusive and semi-inclusive signatures of the Color Glass Condensate in Deep Inelastic Scattering and specifically how they may be observed at a future Electron Ion Collider.

4.1. Structure Functions in the Color Glass Condensate

We shall show here how one computes structure functions for DIS in the presence of non-linear effects associated with saturation⁵⁹. Towards this end, one needs the correlator of the electromagnetic current in the background of the strong classical gluon field representing the CGC. In DIS, the interaction between the hadron and the virtual photon is encoded in the following tensor expressed in terms of the forward Compton scattering amplitude $T_{\mu\nu}$ ⁶:

$$W^{\mu\nu}(q^2, P \cdot q) = 2 \text{ Disc } T^{\mu\nu}(q^2, P \cdot q)$$

$$\equiv \frac{1}{2\pi} \text{Im} \int d^4x e^{iq \cdot x} \langle P | T(J^\mu(x) J^\nu(0)) | P \rangle, \quad (4.1)$$

where “T” denotes a time-ordered product, $J^\mu = \bar{\psi} \gamma^\mu \psi$ is the hadron electromagnetic current and “Disc” denotes the discontinuity of $T_{\mu\nu}$ along its branch cuts in the variable $P \cdot q$. Also, $q^2 < 0$ is the transferred momentum squared (i.e., q^μ is the momentum of the virtual photon, and $Q^2 = -q^2$) and P^μ is the momentum of the target. In the IMF, $P^+ \rightarrow \infty$ is the only large component of the momentum. Since

$$\langle T(J^\mu(x) J^\nu(y)) \rangle = \langle T(\bar{\psi}(x) \gamma^\mu \psi(x) \bar{\psi}(y) \gamma^\nu \psi(y)) \rangle, \quad (4.2)$$

the time ordered product of currents can be expressed, in complete generality, as

$$\begin{aligned} & \langle T(J^\mu(x) J^\nu(y)) \rangle = \\ & = \text{Tr}(\gamma^\mu G_A(x)) \text{Tr}(\gamma^\nu G_A(y)) + \text{Tr}(\gamma^\mu G_A(x, y) \gamma^\nu G_A(y, x)), \end{aligned} \quad (4.3)$$

where $G_A(x, y) = -i \langle \psi(x) \bar{\psi}(y) \rangle_A$ is the quark Green’s function in the external background gauge field A_a^μ of the hadron.

The first term on the right hand side of Eq. (4.3) is a tadpole contribution without an imaginary part. It therefore does not contribute to $W^{\mu\nu}$. We are thus left with:

$$\begin{aligned} W^{\mu\nu}(q^2, P \cdot q) &= \frac{1}{2\pi} \frac{P^+}{M} \text{Im} \int d^3X \int d^4x e^{iq \cdot x} \\ & \left\langle \text{Tr} \left(\gamma^\mu G_A(X + x/2, X - x/2) \gamma^\nu G_A(X - x/2, X + x/2) \right) \right\rangle. \end{aligned} \quad (4.4)$$

The approximation one makes here is to replace the full background gauge field A_μ^a by the classical background field $A_{\mu, \text{classical}}^a$. In other words, the Green’s function which, in general, is computed in the full background field of the nucleus, is now computed in the saddle-point approximation where $A_\mu^a \rightarrow A_{\mu, \text{classical}}^a$. Note that this expression makes no reference to the operator product expansion of DIS⁶. Thus, it is also valid at small values of x and moderate Q^2 , where the operator product expansion is not reliable⁷⁰ but where the classical approximation is sensible.

Since the current-current correlator is gauge invariant, one can compute it by using background field propagator in an arbitrary gauge. For the reasons explained in Sect. 2.4, it is most convenient to use the covariant gauge, in which the propagator reads as follows^{71,52,59}:

$$\begin{aligned} G_A(x, y) &= G_0(x - y) - i \int d^4z G_0(x - z) \gamma^- \delta(z^-) G_0(x - z) \\ & \left\{ \theta(x^-) \theta(-y^-) (V^\dagger(z_\perp) - 1) - \theta(-x^-) \theta(y^-) (V(z_\perp) - 1) \right\}, \end{aligned} \quad (4.5)$$

where G_0 is the free propagator and V and V^\dagger are the Wilson lines of Eq. (2.24). This is obtained by assuming the color source to be a δ -function in x^- , which is appropriate since this source is due to relatively fast partons with longitudinal momentum fractions much larger than the Bjorken $x = Q^2/2P \cdot q$ of the collision.

Inserting the fermion propagator (4.5) in Eq. (4.4) and performing the integrations there, one obtains the final result for $W^{\mu\nu}$, which is conventionally expressed (for an unpolarized target and for $Q^2 \ll M_W^2$) in terms of two structure functions F_1 and F_2 , defined by ⁶:

$$MW^{\mu\nu} = -\left(g^{\mu\nu} - \frac{q^\mu q^\nu}{q^2}\right) F_1 + \left(P^\mu - \frac{q^\mu(P \cdot q)}{q^2}\right) \left(P^\nu - \frac{q^\nu(P \cdot q)}{q^2}\right) \frac{F_2}{(P \cdot q)}. \quad (4.6)$$

Consider first F_2 : the corresponding result takes the factorized structure anticipated in Eqs. (2.46)–(2.48), where $|\Psi(z, r_\perp)|^2$, which signifies the probability that the virtual photon splits into a $q\bar{q}$ -pair can be expressed as $|\Psi(z, r_\perp)|^2 = |\Psi_T(z, r_\perp)|^2 + |\Psi_L(z, r_\perp)|^2$, and where each of the terms has the explicit form

$$|\Psi_T(z, r_\perp)|^2 = \frac{3\alpha_{em}}{2\pi^2} \sum_f e_f^2 \left\{ (z^2 + (1-z)^2) \bar{Q}_f^2 K_1^2(\bar{Q}_f r) + m_f^2 K_0^2(\bar{Q}_f r) \right\},$$

$$|\Psi_L(z, r_\perp)|^2 = \frac{3\alpha_{em}}{2\pi^2} \sum_f e_f^2 \left\{ 4Q^2 z^2 (1-z)^2 K_0(\bar{Q}_f r) \right\}. \quad (4.7)$$

Above, the sum runs over the quark flavours, $\bar{Q}_f^2 = z(1-z)Q^2 + m_f^2$, m_f is the quark mass, and K_0 and K_1 are modified Bessel functions. $|\Psi_T(z, r_\perp)|^2$ ($|\Psi_L(z, r_\perp)|^2$) denotes the probability that a transversely (longitudinally) polarized photon splits into a $q\bar{q}$ -pair. This decomposition implies a similar decomposition for F_2 , namely, $F_2 = F_T + F_L$. F_1 , this is proportional to F_T —explicitly, $F_T = 2xF_1$ and the longitudinal structure function is $F_L = F_2 - 2xF_1$. In the parton model, $F_L = 0$ —the Callan-Gross relation—but is non-zero in QCD and is directly proportional to the gluon distribution. An independent measurement of F_L is therefore of great phenomenological interest as will be discussed in Sect. 4.6. One can similarly derive expressions for the diffractive structure functions as discussed in Ref. ¹⁰⁹. Some of the phenomenological implications of the CGC picture for measurements of structure functions were discussed in Sects. 2.6 and 2.7.

4.2. The Golec-Biernat–Wüsthoff model

In Ref. ⁴³, Golec-Biernat and Wüsthoff introduced a simple phenomenological model for the dipole-hadron cross-section, Eq. (2.48), which is

generally referred to as the ‘‘Saturation Model’’ :

$$\sigma_{\text{dipole}}(x, r_{\perp}) = \sigma_0 \left(1 - e^{-r_{\perp}^2 Q_s^2(x)/4} \right) \quad (4.8)$$

with the parametrization $Q_s^2(x) = Q_0^2(x_0/x)^{\lambda}$. This shows color transparency at low $r_{\perp} \ll 1/Q_s(x)$ and respects the unitarity bound, as it approaches a constant value σ_0 when $r_{\perp} \gg 1/Q_s(x)$. If one interpretes $\sigma_{\text{dipole}}(x, r_{\perp})/\sigma_0$ as a scattering amplitude (compare to Eq. (2.48)), then this has no dependence upon the impact parameter b_{\perp} . Rather, this should be seen as an average of the true scattering amplitude over all impact parameters. This amplitude is consistent with the physics of saturation (compare to Fig. 15), so it is natural to interpret the scale $Q_s(x)$ in Eq. (4.8) as a ‘‘saturation momentum’’. Note however that the approach towards the unitarity bound $\mathcal{N}_{\tau}(r_{\perp}) = 1$ for large r_{\perp} is much faster than predicted by the CGC approach, or the solution to the BK equation (see Sect. 4.3 below). Besides, at small r_{\perp} , Eq. (4.8) fails to reproduce, as it should, the leading-twist approximation—it misses the logarithmic factor $\ln(1/r_{\perp}^2 \Lambda^2)$ in the exponent of Eqs. (2.51). Neither does it recover the BFKL prediction (3.6).

By using the dipole cross-section (4.8) and the factorization formula (2.47) for DIS, Golec-Biernat and Wüsthoff were able to fit the HERA data for σ_{γ^*p} for $x < 10^{-2}$ and a wide range in Q^2 with only three parameters, namely $\sigma_0 = 23$ millibarns, $\lambda = 0.288$ and $x_0 = 3.04 \cdot 10^{-4}$. (The reference scale Q_0^2 has been fixed as $Q_0^2 = 1 \text{ GeV}^2$.) These fits were performed for three light quark flavors; with the addition of charm quarks, the best fit was obtained with slightly changed parameters: $\sigma_0 = 29.1 \text{ mb}$, $\lambda = 0.277$, and $x_0 = 0.4 \cdot 10^{-4}$.

The fits are reasonable for Q^2 up to $Q^2 \sim 20 \text{ GeV}^2$, but are less successful beyond. This is related to the above observation that Eq. (4.8) does not have the right perturbative behaviour at small r_{\perp} . By replacing Eq. (4.8) with a Glauber-type formula as shown in Eq. (2.53), the situation at high Q^2 improves considerably and a wider range in Q^2 can be fit within the framework of this model⁷³. For other phenomenological models of the HERA data based on ideas of saturation see Refs. ^{74,75}.

The diffractive structure function $F_2^D(x_{\mathcal{P}}, Q^2, \beta)$ (where $x_{\mathcal{P}} = (M^2 + Q^2)/(W^2 + Q^2)$ and $\beta = Q^2/(M^2 + Q^2)$ where M is the diffractive mass and W is the total energy of the virtual photon-proton process) was measured at HERA and several striking properties of the diffractive structure function were observed. For instance, the ratio of $\sigma^{\text{diff}}/\sigma$ is large and is nearly independent of W , a feature that was not anticipated in pQCD based models. In Ref. ⁴³, the simple model that describes the inclusive scattering data also describes the diffractive structure function data. Interestingly, the form of the diffractive cross-section in this model is similar to the inclusive one except the dipole-hadron cross-section ap-

pearing in the latter is replaced by the square of this cross-sectionⁱ. The parameters appearing in the fit of the inclusive cross-section to the data are therefore the same as those used in the diffractive fit. The agreement with data is quite impressive given these constraints. A version of the model has also been applied to study vector meson production with reasonable results^{110,76}.

Whereas the behaviour at high Q^2 can be improved rather easily, by replacing Eq. (4.8) by Eq. (2.53) as mentioned above, the impact parameter dependence is problematic. This is expected to be especially important in a proton. Data on the t -dependence of differential cross-sections, particularly for vector meson photoproduction, may be useful in understanding parton distributions in impact parameter space^{76,77}.

4.3. Geometric Scaling in DIS

The Golec-Biernat–Wüsthoff dipole cross-section, Eq. (4.8), has the remarkable feature to depend upon the two kinematical variables x and r_\perp only via the dimensionless combination (the “scaling variable”) $\mathcal{T} \equiv r_\perp^2 Q_s^2(x)$. Via the factorization formula (2.47), this scaling property transmits to the virtual photon total cross-section σ_{γ^*p} which, in the limit where the quark masses are negligible, becomes a function of the ratio $Q^2/Q_s^2(x)$ alone (a property usually referred to as “geometric scaling”). At a first sight, this may appear an artifact of the simple parametrization (4.8) specific to the saturation model. Indeed, while the scaling looks natural at saturation one would naïvely expect this scaling to be broken after generalizing Eq. (4.8) to reproduce the perturbative behaviour at high Q^2 (e.g., the inclusion of the logarithm $\ln(1/r_\perp^2 \Lambda^2)$ as in Eq. (2.51) would clearly violate scaling).

It thus appeared as a surprise when Staśto, Golec-Biernat and Kwieciński showed⁴⁵ that, to a rather good accuracy, the HERA data on σ_{γ^*p} do show scaling for small enough x ($x < 0.01$) and all Q^2 up to 450GeV^2 (see Fig. 19). Such Q^2 are significantly higher than the estimated value of the saturation scale at HERA, as extracted from the “saturation model” fits to F_2 ⁴³: $Q_s^2 \simeq 1 \dots 2\text{GeV}^2$. On the other hand, the data show no scaling for larger values of x .

Subsequently, some indications of geometric scaling have been found also in the data for DIS off nuclei⁹³, and even in the particle production at RHIC³⁸, although, in these cases, the experimental evidence is more uncertain.

In the light of the previous discussion in Sect. 3, such a scaling behaviour should not look surprising any more. As explained in Sects. 3.4 (for the scattering amplitude) and 3.5 (for the gluon distribution),

ⁱThis feature of the model can be understood very simply in the CGC picture¹⁰⁹.

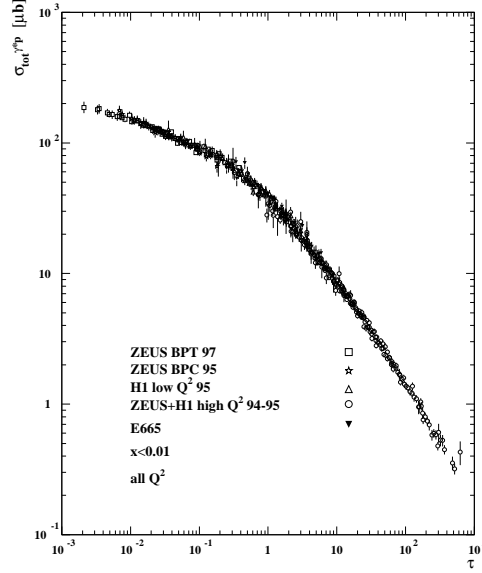


Fig. 19. HERA data on the cross section for γ^*p DIS from the region $x < 0.01$ and $Q^2 < 400\text{GeV}^2$ plotted versus the scaling variable $\mathcal{T} = Q^2/Q_0^2(x)$ (from Ref. 45).

the scaling property at saturation is preserved by the BFKL evolution up to relatively large Q^2 , of order $Q_s^4(\tau)/\Lambda_{\text{QCD}}^2$ (cf. Eq. (3.28)). If one uses the phenomenological values of Q_s alluded to before, and $\Lambda_{\text{QCD}} = 0.2 \cdots 0.3\text{GeV}$, one finds that the maximum Q^2 up to which scaling is expected is indeed of the order of a few hundred GeV^2 , as observed at HERA 45.

Within the CGC formalism, the scaling properties of the dipole-hadron scattering amplitude can be explicitly studied by using the Gaussian approximation to the weight function introduced in Sect. 3.6. The kernel of the Gaussian shows explicit scaling for all momenta $k_\perp \lesssim Q_s^2(\tau)/\Lambda_{\text{QCD}}$, cf. Eq. (3.56), and therefore so does also the S -matrix element computed in this approximation. Specifically, a straightforward calculation yields 69 (in the case of a fixed coupling, cf. Eq. (3.23), for definiteness, and with $\kappa \equiv 4\pi C_F/\gamma c N_c$):

$$S_\tau(r_\perp) = \exp \left\{ -\kappa \int \frac{d^2 k_\perp}{(2\pi)^2} \frac{1 - e^{i k_\perp \cdot r_\perp}}{k_\perp^2} \ln \left[1 + \left(\frac{Q_s^2(\tau)}{k_\perp^2} \right)^\gamma \right] \right\} \quad (4.9)$$

Unlike the corresponding prediction of the MV model, Eq. (2.51), which was infrared sensitive, and thus dependent upon the non-perturbative

scale Λ_{QCD} , the integral in the equation above is well behaved both in the infrared and in the ultraviolet, so, clearly, the result is a scaling function: $S_\tau(r_\perp) = S(r_\perp Q_s(\tau))$.

The limiting behaviour of Eq. (4.9) at either small, or large, transverse size r_\perp as compared to the saturation length $1/Q_s(\tau)$ are ⁶⁹: i) For a small dipole, $r_\perp \ll 1/Q_s(\tau)$, the dominant contribution to the integral over k_\perp comes from *hard* momenta $k_\perp \gg Q_s(\tau)$, from the scattering off color sources located at $|z_\perp - b_\perp| \ll 1/Q_s(\tau)$ from the impact parameter b_\perp of the incoming dipole.

If $\gamma < 1$ (in particular, for the BFKL value $\gamma \approx 0.64$), this dominant behaviour has the power law form in Eq. (3.26), with “anomalous dimension” equal to γ .

If $\gamma = 1$ (the DGLAP value ¹⁰, which supplants BFKL evolution at very small r_\perp):

$$\mathcal{N}_\tau(r_\perp) \approx \frac{C_f}{4cN_c} Q_s^2(\tau) r_\perp^2 \left[\ln \frac{1}{Q_s^2(\tau) r_\perp^2} + (1 + 2\psi(2) + 2 \ln 2) \right]. \quad (4.10)$$

This is similar to the small- r_\perp behaviour in the MV model, Eq. (2.52), except that the infrared cutoff in the logarithm is now the saturation momentum, and not Λ_{QCD} .

i) For a large dipole, $r_\perp \gg 1/Q_s(\tau)$ (but $r_\perp \ll 1/\Lambda_{\text{QCD}}$), the dominant contribution comes rather from momenta k_\perp in the range $1/r_\perp \ll k_\perp \ll Q_s(\tau)$, that is, from scattering off saturated gluon sources, and reads :

$$S_\tau(r_\perp) \propto \exp \left\{ -\frac{C_F}{2cN_c} \left(\ln r_\perp^2 Q_s^2(\tau) \right)^2 \right\}, \quad (4.11)$$

in agreement with the results in Refs. ^{65,16,19}. As anticipated, the approach towards the “black disk” limit $S_\tau = 0$ predicted by the CGC is slower than that assumed in the saturation model, Eq. (4.8).

4.4. *The Froissart Bound for dipole scattering*

Let us now address the fundamental question of the asymptotic behaviour of the total cross-section at very high energies. Thus far, in the analysis of the dipole-hadron scattering, we have neglected the impact parameter dependence. We have assumed the hadron to be a homogeneous disk with radius R . Then all the theoretical descriptions which include saturation, from the phenomenological “saturation model” in Eq. (4.8) to the QCD-based formalisms like the CGC or the Balitsky-Kovchegov equation, lead a dipolar cross-section which approaches a constant value $\sigma_0 = 2\pi R^2$ as $s \rightarrow \infty$. Although consistent with the Froissart bound ^{4,5}, this result cannot be right. From experiments, we know indeed that hadronic cross-sections (e.g., for pp collisions) keep

growing with s up to the highest energies that have been reached so far. At very high energy, the growth is rather slow, and can be fitted by either a small power of s (the “soft pomeron” $\sim s^{0.08}$), or some power of $\ln s$, or a combination of them. A recent analysis⁸¹ of the data for several high-energy processes appears to favour a dominant behaviour of the log-squared type: $\sigma_{\text{tot}}(s) \simeq \sigma_0 \ln^2 s$, with an universal prefactor σ_0 . If true, this would imply that the Froissart bound is actually *saturated* in nature.

Such a steady growth of total cross-sections is also expected on physical grounds^{78,79,80}. As a quantum mechanical bound state, the hadron does not have a sharp edge but rather a tail. In a theory with a mass gap like QCD, this tail is an exponential whose width is fixed by the lowest mass in QCD, namely the pion mass. Impact parameters which, at some initial energy, are far away in the tail of the distribution will not contribute much to scattering, since the parton density is low there. But with increasing energy, the local gluon density will increase rather fast as a power of s , since gluon recombination is not effective when the density is low. Eventually, for sufficiently large s , the local gluon density will become high enough for these impact parameters to contribute significantly to scattering. That is, with increasing energy, the effective interaction radius of the hadron is expected to grow as well, which then results in an increase of the total cross-section. In fact, since the local scattering amplitude $\mathcal{N}_\tau(r_\perp, b_\perp)$ cannot exceed the unitarity, or “black”, limit $\mathcal{N}_\tau = 1$, it is clear that, for sufficiently large energies, the increase of the cross-section with s will proceed via the expansion of the “black disk” (= the central area of the hadron where the unitarity limit has been reached already).

This general discussion shows that a theoretical description of the dynamics of the black disk must combine two essential ingredients: i) a mechanism which ensures the unitarization of the scattering amplitude at *fixed* impact parameter, and ii) a description of the tail of the hadron wavefunction. In QCD, the second issue is certainly related to confinement, and is thus genuinely non-perturbative. But it has been unclear until recently whether the first issue, that of the unitarization, can be addressed in perturbation theory or not. Indeed, since gauge interactions are a priori long-ranged, it could well be that soft, non-perturbative, interactions are responsible for the approach towards “blackness” at a fixed impact parameter. The “infrared diffusion” of the BFKL equation may be seen as in argument in that sense.

However, our present understanding of the physics of high parton densities shows that the phenomenon of gluon saturation provides a perturbative framework for the study of unitarization. We have seen indeed that the perturbative, but *non-linear*, evolution equations yield a scattering amplitude which respects the unitarity bound (see Fig. 15 and Eq. (4.9)). To study the expansion of the black disk, these equations must

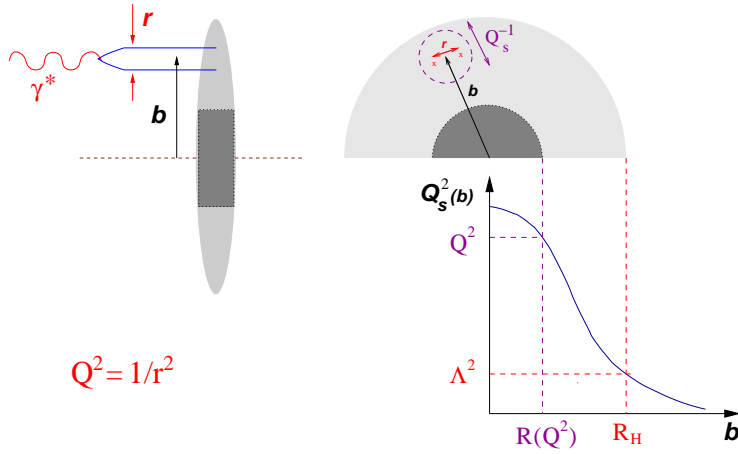


Fig. 20. Dipole-hadron scattering in longitudinal (left) and transverse (right) projections.

be supplemented with some information about confinement and applied at impact parameters in the tail of hadron, namely, in the “grey area” at $b_\perp > R(\tau, Q^2)$.

Here, $R(\tau, Q^2)$ is the radius of the black disk for an incoming dipole with transverse resolution $Q^2 \equiv 1/r_\perp^2$ and relative rapidity $\tau = \ln s/Q^2$. That is, $\mathcal{N}_\tau(r_\perp, b_\perp)$ is of order one for $b_\perp \leq R(\tau, Q^2)$, but it drops rapidly for $b_\perp > R(\tau, Q^2)$. Equivalently, $R(\tau, Q^2)$ is such that the local saturation scale $Q_s(\tau, b_\perp)$ — which is largest towards the center, and decreases with b_\perp , so like the gluon density — becomes equal to Q^2 at $b_\perp \simeq R(\tau, Q^2)$ (see Fig. 20). Perturbation theory is valid as long as $Q_s(\tau, b_\perp) \gg \Lambda_{\text{QCD}}$, that is, for $b_\perp < R_H(\tau)$ in the plot in Fig. 20. This condition leaves us with a *perturbative grey corona* at $R(\tau, Q^2) < b_\perp < R_H(\tau)$, which is sufficient, as we shall see, to perform a controllable calculation of the *expansion rate* of the black disk.

Specifically, for impact parameters within this corona, the dipole undergoes mostly *hard* scattering, with transferred momenta $k_\perp^2 \gg Q_s^2(\tau, b_\perp)$ (cf. the discussion after Eq. (4.9)). This implies that it interacts predominantly with color sources which are relatively close in impact parameter space, within a saturation disk of radius $1/Q_s(\tau, b_\perp)$ centered at b_\perp . Physically, it is so because of the screening phenomena associated with saturation (cf. Sect. 3.5): Color sources which lie further away create only *dipolar* fields at the impact parameter of the incoming dipole; such fields decrease rapidly with distance (more rapidly than the monopole fields due to the nearby color sources), and thus contribute less to scattering^{80,69}.

Mathematically, this means that scattering in the grey corona is controlled by the linear BFKL equation (3.4), but with an infrared cutoff of order $Q_s(\tau, b_\perp)$. This cutoff simulates the non-linear terms, which, in the full equation (3.7), would limit the range of the dominant interactions to $1/Q_s(\tau, b_\perp)$. Clearly, with such a cutoff, the BFKL equation is not afflicted by “infrared diffusion” any more. As in the previous calculation of the saturation scale in Sect. 3.4, the black disk radius can be computed by first solving the BFKL equation, and then imposing a saturation condition similar to Eq. (3.21) :

$$\mathcal{N}_\tau(r_\perp, b_\perp) \simeq 1 \quad \text{for} \quad b \simeq R(\tau, Q^2). \quad (4.12)$$

The b_\perp -dependence of the initial condition is determined by the non-perturbative physics of the confinement, and thus requires a model. However, what we need to know about confinement is quite limited, and can be inferred from general principles. Firstly, what is the typical scale for transverse inhomogeneity in the hadron: this is clearly $1/\Lambda_{\text{QCD}}$. Secondly, what is the b_\perp -dependence of the scattering amplitude in the hadron tail. This is an exponential fall-off $\propto e^{-2m_\pi b}$ where twice the pion mass enters since the long range interactions between the dipole and the (isosinglet) gluons require the exchange of at least one pair of pions (recall that pions have isospin one).

The first requirement tells us that the inhomogeneity occurs over transverse scales much larger than the typical range of the interactions, $\lesssim 1/Q_s(\tau, b_\perp)$. The scattering of the small dipole proceeds *quasilocally* in the impact parameter space^j. As a consequence, the b_\perp -dependence of the solution to the (effective) BFKL equation *factorizes*, and is fixed by the initial condition⁸⁰ :

$$\mathcal{N}_\tau(r_\perp, b_\perp) \approx \mathcal{N}_\tau(r_\perp) S(b_\perp), \quad (4.13)$$

where $\mathcal{N}_\tau(r_\perp)$ is the solution to the *homogeneous* BFKL equation, as shown in Eq. (3.6). The second condition provides the transverse profile function in the hadron tail: $S(b_\perp) \propto e^{-2m_\pi b}$ (the proportionality coefficient is not important to the present accuracy).

The previous arguments, together with Eq. (3.6) lead to the following estimate for the scattering amplitude valid at impact parameters in the grey corona^k (with $Q^2 \equiv 1/r_\perp^2$) :

$$\mathcal{N}_\tau(Q^2, b_\perp) \Big|_{\text{grey}} \simeq \exp \left\{ -2m_\pi b + \omega \bar{\alpha}_s \tau - \frac{1}{2} \ln \frac{Q^2}{\Lambda^2} \right\}. \quad (4.14)$$

This equation, together with the blackness condition (4.12), imply:

$$R(\tau, Q^2) \simeq \frac{1}{2m_\pi} \left(\omega \bar{\alpha}_s \tau - \frac{1}{2} \ln \frac{Q^2}{\Lambda^2} \right). \quad (4.15)$$

^jThis would not be true in the absence of the infrared cutoff generated by the non-linear effects.

^kAt very high energies, we can also neglect the diffusion term in Eq. (3.6).

We see that the black disk radius increases linearly with τ . This behaviour ensures the compensation between the exponential increase with τ (due to the perturbative BFKL evolution) and the exponential decrease with b_\perp (due to confinement).

Since \mathcal{N}_τ is rapidly decreasing at $b_\perp \gg R(\tau, Q^2)$, the total cross-section is dominated by the black disk:

$$\sigma_{\text{dipole}}(\tau, Q^2) \simeq 2\pi R^2(\tau, Q^2). \quad (4.16)$$

Together with Eq. (4.15), this yields the following dominant¹ behaviour of the cross-section at high energies⁸⁰ (see also Ref. ⁷⁹ for an early study):

$$\sigma_{\text{dipole}}(s, Q^2) \approx \frac{\pi}{2} \left(\frac{\omega \bar{\alpha}_s}{m_\pi} \right)^2 \ln^2 s \quad \text{as } s \rightarrow \infty. \quad (4.17)$$

This *saturates* the Froissart bound, with a *universal* coefficient for all hadrons and reflects the combined role of perturbative and non-perturbative physics in controlling the asymptotic behaviour at high energy. This behaviour is in qualitative agreement with the phenomenological analysis in Ref. ⁸¹, but the coefficient in Eq. (4.17) is too large to fit the data. The difference with respect to the data can be substantially reduced by using the RG-improved NLO estimate for the BFKL intercept, which decreases the leading-order value $\omega \bar{\alpha}_s$ by roughly a factor of three ^{96,97}. In Refs. ⁸², the result in Eq. (4.17) has been generalized to $\gamma^* - \gamma^*$ scattering.

From Eq. (4.14), one can also estimate the radius $R_H(\tau)$ where the saturation scale decreases to Λ_{QCD} (beyond which perturbation theory fails to apply). This is the same as the black disk radius for a large dipole with $Q^2 \sim \Lambda_{\text{QCD}}^2$. Therefore

$$R_H(\tau) \approx \frac{\omega \bar{\alpha}_s}{2m_\pi} \tau. \quad (4.18)$$

and the radial extent of the perturbative corona can be estimated as:

$$R_H(\tau) - R(\tau, Q^2) \approx \frac{1}{4m_\pi} \ln \frac{Q^2}{\Lambda^2}, \quad (4.19)$$

This is independent of τ , and much larger than $1/m_\pi$ (because of the large logarithm $\ln(Q^2/\Lambda^2)$), which demonstrates the self-consistency of the previous calculation: When $\tau \rightarrow \tau + d\tau$ with $\bar{\alpha}_s d\tau \sim 1$ (the typical rapidity increment at high energy), the black disk expands from $R(\tau, Q^2)$ to $R(\tau, Q^2) + \omega/2m_\pi \ll R_H(\tau)$, cf. eq. (4.15), and thus remains in the region controlled by perturbation theory. That is, the expansion of the

¹The subdominant behaviour is not completely described by Eq. (4.15), since it also receives contributions from the grey area ⁸⁰.

black disk proceeds within the perturbative “grey” corona for rapidity intervals which are large enough to allow for the calculation of the rate of this expansion⁸⁰.

The perturbative evolution equation Eq. (3.7) should not be used for very large impact parameters $b_{\perp} \gg R_H(\tau)$, where $Q_s^2(\tau, b) \lesssim \Lambda_{QCD}^2$. Such equations lack confinement, so the long-range dipolar fields generated by the gluons within the black disk can propagate to arbitrarily large distances, thereby creating power-law contributions to the hadron tail. At impact parameters within the grey corona, these long-range contributions are relatively small, and the evolution is driven by the short-range interactions, with the conclusions outlined above. But for sufficiently large impact parameters, well beyond $R_H(\tau)$, the power-law contributions will eventually supersede the exponentially decreasing one, and the hadron will develop an unphysical power-law tail. (This is unphysical since, in the real world, it is removed by confinement.) If one pushes the perturbative expansion until the black disk enters this power-law tail, then its expansion rate speeds up, and violates the Froissart bound⁸³. This is clearly an artifact of using perturbation theory outside its range of validity. The only way to circumvent this difficulty without introducing ad-hoc modifications in the evolution equations (to account for confinement) is to follow the perturbative evolution for only a limited interval of “time” $\Delta\tau$, such that perturbation theory remains valid. As explained above, a limited evolution in time is indeed sufficient for the calculation of the expansion *rate* of the black disk. The result of this calculation can be then extrapolated to arbitrarily high energies, even though the perturbative evolution eventually becomes meaningless.

To conclude, while perturbation theory alone appears to be sufficient to describe unitarization at fixed impact parameter, one still needs some information about the finite range of the strong interactions in order to compute total cross-sections. This is reminiscent of an old argument by Heisenberg⁷⁸ which combines unitarity and short-range interactions (as modelled by a Yukawa potential) to derive cross-sections which saturate the Froissart bound. Fifty years later, our progress in understanding strong interactions allows us to confirm Heisenberg’s intuition, and identify short-range interactions with confinement, and unitarization with saturation.

4.5. Saturation and Shadowing in Deep Inelastic Scattering

Shadowing is the phenomenon where $F_2^A(x, Q^2)/AF_2^N(x, Q^2) < 1$ at small x ($x < 0.1$). It is a large effect in the region where the coherence length of the probe (the $q\bar{q}$ -pair in DIS) $l_{coh} \sim \frac{1}{2m_N x}$ exceeds the intra-nuclear longitudinal distance between any two nucleons in the nucleus. The nuclear parton distribution is not merely the sum of nucleon parton distributions but also contains the interference between the parton distributions of the nucleons. When the coherence length is larger than the

nuclear diameter ($l_{coh} \gg 2A^{1/3}$, or $x \ll 1/(4m_N A^{1/3})$), the $q\bar{q}$ -pair interacts coherently with the entire nucleus, and the collective effects are expected to be important.

There are several questions about shadowing that have not been unambiguously resolved in the framework of QCD.

- Is shadowing a “leading twist” effect, or it is suppressed by powers of Q^2 ? An empirical answer to this question would help settle whether shadowing is an intrinsically leading twist phenomenon⁸⁴ or whether it is due to weak coupling, higher twist/high parton density effects^{11,12,14}.
- What is the relation of shadowing to parton saturation? Does parton saturation provide a microscopic understanding of shadowing?
- Does the shadowing ratio “saturate” at a minimum value for fixed Q^2 and A with decreasing x ? Does it saturate faster for quarks or gluons?
- What is the relation of shadowing in nuclei to diffractive scattering of nucleons? The relation is well established at low parton densities⁸⁵. In an interesting recent exercise, it has been shown that diffractive *nu-nucleon* data at HERA could be used to predict the shadowing of quark distributions observed by NMC^{86,108}. Significant deviations from the simple relation between shadowing and diffraction, may again suggest the presence of strong non-linearities.
- Is shadowing universal? For instance, are gluon structure functions extracted from p-A collisions at RHIC identical to those extracted from e-A in the same kinematic region? The naive assumption that this is true may be incorrect if higher twist effects are important.

The answers to these questions will only be conclusively settled by the next generation of p-A collider experiments at RHIC and LHC⁸⁷ and by e-A collider experiments at RHIC (EIC/eRHIC) and/or DESY (HERA III)-see the following sub-section for a discussion of e-A collider plans.

From the theoretical perspective, there are several shadowing models which consider only leading twist shadowing^{108,88,89}. Namely, shadowing effects are put in the non-perturbative initial conditions, which are then evolved in Q^2 and x using the leading twist DGLAP equations¹⁰. Modifications of these leading twist models to include Mueller-Qiu type non-linear contributions have also been considered⁹⁰.

In the McLerran-Venugopalan saturation model, the gluon distribution (defined as the integral over the unintegrated gluon distribution) is additive in A . However, the structure functions computed as discussed in section 4.1 will exhibit shadowing for $Q^2 < Q_s^2$. There have been a few attempts to compute shadowing from the non-linear renormalization group equation. One of these calculations, which is based on the non-linear equation derived in Ref.⁵⁴, predicts that perturbative gluon shadowing will become large as one goes to smaller x_{Bj} 's⁹¹. Other more recent computations of shadowing have been performed within the con-

text of numerical solutions of the Balitsky-Kovchegov equation for both inclusive^{67,93} and diffractive scattering⁹². In both cases, geometric scaling of the nuclear distributions is claimed but it is not clear that both groups obtain the same A -dependence for the saturation scale. A very interesting recent theoretical suggestion is that the scattering amplitude for high energy scattering for nuclei, at fixed impact parameter, is the same as for protons at asymptotic energies!⁹⁴ Integrated over impact parameter, this would suggest that shadowing saturates at very small x . The understanding of shadowing in the saturation picture is still preliminary—more detailed global fits of the non-linear equations (as for instance performed for the linear DGLAP fits) are needed. In addition, different computations of the A -dependence of the saturation scale will likely converge as our theoretical understanding improves. Finally, as will be discussed in the following, the issue will likely not be resolved conclusively until DIS experiments off nuclei at small x are performed.

4.6. *Probing the CGC with an Electron Ion Collider*

A high energy electron–nucleus collider, with a center of mass energy $\sqrt{s} = 60\text{--}100$ GeV, presents a remarkable opportunity to explore fundamental and universal aspects of QCD. The nucleus, at these energies, acts as an amplifier of the novel physics of high parton densities—aspects of the theory that would otherwise only be explored in an electron–proton collider with energies at least an order of magnitude greater than that of HERA. An electron–nucleus collider will also make the study of QCD in a nuclear environment, to an extent far beyond that achieved previously, a quantitative science. In particular, it will help complement, clarify, and reinforce physics learnt at high energy nucleus–nucleus and proton–nucleus collisions at RHIC and LHC over the next decade. For both of these reasons, an eA collider facility represents an important future direction in high energy nuclear physics.

We will briefly discuss here experimental observables in deep inelastic scattering (DIS) which are signatures of the novel physics of the Color Glass Condensate^m. A more detailed discussion of the following can be found in Ref.¹⁰¹.

The regime of small x_{Bj} 's ($x_{Bj} \leq 0.01$) is easily accessed by an electron–heavy ion collider in the energy range $\sqrt{s} \approx 60\text{--}100$ GeV. These energies would be most natural if the Electron Ion Collider (EIC) were constructed at BNL—this particular realization is called eRHIC. The kinematic coverage of EIC/eRHIC is shown in Fig. 21. What is novel about these energies is that for the first time one can study the physics of $x_{Bj} \ll 0.01$ in a nucleus for $Q^2 \gg \Lambda_{QCD}^2$, where $\Lambda_{QCD} \sim 200$ MeV.

^mWe will not cover here the interesting physics at intermediate and large x_{Bj} that can be studied with an eA collider. A nice discussion of these issues can be found in Ref.^{99,100}.

Previous (fixed target) experiments such as NMC and E665 and current ones such as HERMES and COMPASS could only access small x_{Bj} at small Q^2 's. The center of mass (c.m) energy of the Electron-Ion Collider (EIC) is a factor of 10 smaller than that of the current ep-collider at HERA (the proposed HERA III plan-which includes e-A scattering would have a center-of-mass energy that's roughly 3 times greater than EIC). However, an eA collider has a tremendous advantage—the parton density in a nucleus, as experienced by a probe at a fixed energy, is much higher than what it would experience in a proton at the same energy. Since the parton density grows as $A^{1/3}$, this effect is more pronounced for the largest nuclei—see Eq. 1.13.

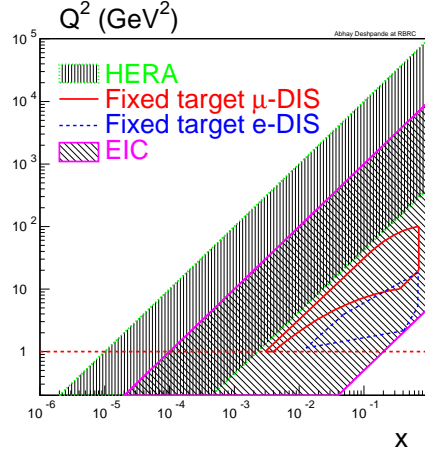


Fig. 21. The x - Q^2 range of the electron ion collider (EIC) compared to that of the HERA ep collider and fixed target experiments. The EIC's reach would encompass the fixed target regime as well as part of the HERA regime.

Eq. (1.13) suggests that $x_{\text{proton}} = x_{\text{nucleus}} / \left(A^{1/3}\right)^{1/\lambda}$. Since the nucleus is dilute and conservatively taking the effective $A^{1/3} = 4$, then, for $\lambda \sim 0.3$, one finds $x_{\text{proton}} \sim x_{\text{nucleus}}/100$. Thus the same parton density in a nucleus at $x_{Bj} \sim 10^{-4}$ and $Q^2 \sim$ a few GeV^2 is attained in a nucleon at $x_{Bj} \sim 10^{-6}$ and similar Q^2 ! Impact parameter tagging is feasible by counting knock-out neutrons¹¹²—if so, the gain in parton density in eA relative to ep may be even more spectacular.

In the following, we will discuss both inclusive and semi-inclusive signatures of the CGC. The latter in particular are very difficult to measure in fixed target DIS

Inclusive signatures of the CGC

An obvious inclusive observable is the structure function $F_2(x_{Bj}, Q^2)$ and its logarithmic derivatives with respect to x_{Bj} and Q^2 . The EIC should have sufficient statistical precision for one to extract the logarithmic derivative of F_2 (and its logarithmic derivative!). Whether the systematic errors at small x_{Bj} will affect the results is not clear at the moment. The logarithmic derivative $dF_2/d\ln(Q^2)$, at fixed x_{Bj} , and large Q^2 , as a function of Q^2 , is the gluon distribution. QCD fits implementing the DGLAP evolution equations should describe its behavior at large Q^2 . At smaller Q^2 , one should see a significant deviation from linear QCD fits—in principle, if the Q^2 range is wide enough, one should see a turnover in the distribution. The Q^2 at which the turnover takes place should be systematically larger for smaller x 's and for larger nuclei⁷⁴.

At eRHIC one can extract the longitudinal structure function $F_L(x_{Bj}, Q^2) = F_2 - 2x_{Bj}F_1$ at small x_{Bj} independently since the energy of the colliding beams can be varied significantly. In the parton model, $F_L = 0$ —thus F_L is very sensitive to scaling violations. It provides an independent measure of the gluon distribution¹⁰² and in particular of higher twist saturation effects which may be prominent in both F_L and F_T but may cancel in the sum¹⁰³.

The extended kinematic range of EIC may help determine whether shadowing is entirely a leading twist phenomenon, or if there are large higher twist perturbative corrections. As also discussed previously, there is a close relation between shadowing and diffraction. At EIC the validity of this relation can be explored directly—different nuclear targets are available, and the diffractive structure function may also be measured independently.

Semi-inclusive signatures of the CGC

A striking semi-inclusive measurement is hard diffraction wherein the virtual photon emitted by the electron fragments into a final state X , with an invariant mass $M_X^2 \gg \Lambda_{QCD}^2$, while the proton emerges unscathed in the interaction. A large rapidity gap—a region in rapidity essentially devoid of particles—is produced between the fragmentation region of the electron and that of the proton. In pQCD, the probability of a gap is exponentially suppressed as a function of the gap size. At HERA though, gaps of several units in rapidity are unsuppressed; one finds that roughly 10% of the cross-section corresponds to hard diffractive events with invariant masses $M_X > 3$ GeV.

Hard diffraction probes the color singlet object (the “Pomeron”) within the proton that interacts with the virtual photon. It addresses, in a novel fashion, the nature of confining interactions within hadrons. The mass of the final state is large and one can reasonably ask questions about the quark and gluon content of the Pomeron. A diffractive

structure function $F_{2,A}^{D(4)}$ can be defined^{104,105} (analogous to F_2) as

$$\frac{d^4\sigma_{eA \rightarrow eXA}}{dx_{Bj}dQ^2dx_{\mathcal{P}}dt} = A \cdot \frac{4\pi\alpha_{em}^2}{xQ^4} \left\{ 1 - y + \frac{y^2}{2[1 + R_A^{D(4)}(\beta, Q^2, x_{\mathcal{P}}, t)]} \right\} F_{2,A}^{D(4)}(\beta, Q^2, x_{\mathcal{P}}, t), \quad (4.20)$$

where $y = Q^2/sx_{Bj}$ and $R_A^{D(4)} = F_L^{D(4)}/F_T^{D(4)}$. Also, $Q^2 = -q^2$ and $x_{Bj} = Q^2/(2P \cdot q)$ have the usual DIS definitions and

$$x_{\mathcal{P}} = \frac{q \cdot (P - P')}{q \cdot P}; \quad t = (P - P')^2; \quad \beta = \frac{x_{Bj}}{x_{\mathcal{P}}}. \quad (4.21)$$

Here P is the initial nuclear momentum, P' the net momentum of the fragments Y in the proton fragmentation region and M_X the net momentum of the fragments X in the electron fragmentation region. An illustration of the hard diffractive event is shown in Fig. 22. Unlike F_2 however, $F_2^{D(4)}$ is not truly universal—it cannot be applied, for instance, to predict diffractive cross-sections in p - A scattering; it can be applied only in other lepton-nucleus scattering studies¹⁰⁵.

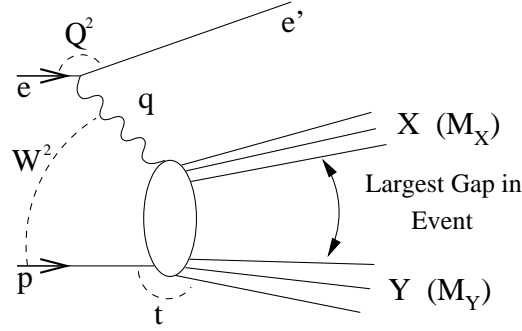


Fig. 22. The diagram of a process with a rapidity gap between the systems X and Y. The projectile nucleus is denoted here as p. Figure from Ref. 99.

In practice the structure function $F_{2,A}^{D(3)} = \int F_{2,A}^{D(4)} dt$ is measured, where $|t_{min}| < |t| < |t_{max}|$, where $|t_{min}|$ and $|t_{max}|$ are the limits of the empirically measurable momentum transfer to the nucleus. The ratio for two nuclei A1 and A2

$$R_{A1,A2}(\beta, Q^2, x_{\mathcal{P}}) = \frac{F_{2,A1}^{D(3)}(\beta, Q^2, x_{\mathcal{P}})}{F_{2,A2}^{D(3)}(\beta, Q^2, x_{\mathcal{P}})}, \quad (4.22)$$

can be measured with high accuracy⁹⁹. If $R_{A1,A2} = 1$, the structure of the Pomeron is universal, and one has an A -independent Pomeron flux. If $R_{A1,A2} = f(A1, A2)$, then albeit a universal Pomeron structure, the flux is A -dependent. Finally, if Pomeron structure is A -dependent, some models argue that $R_{A1,A2} = F_{2,A1}/F_{2,A2}$.

The ratio of $R_D = \sigma_{\text{diffractive}}/\sigma_{\text{total}}$ at HERA is $\sim 10\%$ for $M_X > 3$ GeV. The systematics of hard diffraction at HERA can be understood in saturation models⁴³. For eA collisions at EIC energies, saturation models predict that the ratio R_D^A can be much higher—on the order of 30% for the largest nuclei^{106,108}.

An important semi-inclusive observable in eA DIS at high energies is coherent (or diffractive) and inclusive vector meson production. For instance, the forward vector meson diffractive lepton production cross-section off nuclei is¹⁰⁷

$$\frac{d\sigma}{dt}\Big|_{t=0}(\gamma^* A \rightarrow VA) \propto \alpha_S^2(Q^2) \left[G_A(x, Q^2) \right]^2, \quad (4.23)$$

for large Q^2 and is therefore a sensitive probe of gluon saturation/shadowing. It is very important to measure inclusive and diffractive open charm and jets since they provide useful and complementary data to those of vector mesons.

Due to large color fluctuations at small x_{Bj} , one can expect: a) a broader rapidity distribution in larger nuclei relative to lighter nuclei and protons, b) Enhanced anomalous multiplicity distributions where anomalous multiplicity in one rapidity interval in an event would be accompanied by an anomalous multiplicity in rapidity intervals several units away¹¹¹, and c) a correlation between the central multiplicity with the multiplicity of neutrons in a forward neutron detector¹¹².

In pA scattering at RHIC one also has the opportunity to study the high parton density phenomena—see section 5.5 for a discussion. Some of the differences between pA and eA are as follows. In the pA Drell-Yan process, it is very hard to reliably extract distributions in the region below the Ψ' tail—namely, one requires $Q^2 > 16$ GeV². In the x region of interest, one expects saturation effects to be important at lower Q^2 of 1–10 GeV². For $Q^2 = 16$ GeV², one might have to go to significantly smaller x 's to see large saturation effects. Secondly, the survival probability of large rapidity gaps is smaller in pA relative to eA. This is because in pA (unlike eA) the gap is destroyed due to secondary interactions between “spectator” partons in the proton and the “Pomeron” from the nucleus. Thus one expects that diffractive vector meson and jet production in pA should be qualitatively different than what one will see in eA.

5. Melting the CGC in Nucleus-Nucleus and Proton-Nucleus Collisions

In general, the problem of high energy hadron-hadron collisions is very difficult. As we discussed in the introductory section, a full understanding of multi-particle production in high energy collisions is one of the outstanding problems in high energy QCD. The approach developed in previous sections however suggests that classical methods may be useful in studying multi-particle production in high energy collisions. In this section, we will discuss applications of this approach in describing the initial stages of very high energy heavy ion collisions, proton (or deuteron)-nucleus collisions and briefly, peripheral nucleus-nucleus collisions.

Understanding the initial conditions for heavy ion collisions is of the utmost importance in studying the high energy heavy ion experiments performed at the Relativistic Heavy Ion Collider (RHIC) at BNL and (to be performed) at the Large Hadron Collider (LHC) at CERN. The initial conditions are crucial in determining whether the quark-gluon matter produced immediately after the collision will equilibrate to briefly form a thermalized Quark Gluon Plasma (QGP). Classical methods are applicable because the occupation numbers of gluons in the nuclear wavefunctions (and immediately after the collision) are of order $1/\alpha_s$. One can therefore study the space-time evolution of partons which are “frozen” in the Color Glass Condensate through their release in the collision and their subsequent evolution. Unfortunately, it is not possible in this approach to follow their evolution all the way to equilibration. This is because the gluon occupation numbers become small well before equilibration thereby signalling the breakdown of the classical field approach.

Since the classical field equations are fully non-linear, they cannot be solved analyticallyⁿ. The solutions can however be determined numerically and the initial energy and number distributions can be obtained. A particular feature of our formulation of the scattering problem is that the classical Yang-Mills field equations are boost invariant-the equations are independent of the space-time rapidity. The boost invariance leads to a significant simplification-the classical Yang-Mills equations are only functions now of the two transverse spatial directions and the proper-time.

In order to maintain gauge invariance, the numerical problem is formulated on the lattice and solved as a function of proper time. In the following, we will discuss briefly the numerical procedure and the results of the simulations. The non-perturbative results can be compared to the results of analytical computations at large transverse momenta and we will show that they agree with these computations.

ⁿFor recent analytical work in this direction, see Ref. ¹¹⁴

The results of these numerical computations can now be interpreted in light of the recent data from RHIC. We will discuss some of the phenomenological consequences of our results—in particular the implications for the importance of final state interactions of partons (beyond the initial stage of high occupation numbers) and their subsequent thermalization. Quantum effects, such as the non-trivial geometric scaling discussed earlier, may also play an important role in interpreting the very interesting and in some instances very puzzling RHIC data.

As we will discuss, a contentious issue in deciphering the RHIC data is whether the phenomena observed are primarily due to initial state or final state effects. Experiments underway at RHIC on Deuteron-Gold collisions should help settle the issue since one expects final state effects in these collisions to be relatively unimportant^o Recently, there have been several papers studying various final states at RHIC energies in the CGC model. We will discuss these works and their predictions for the RHIC data. Finally, we will also discuss briefly the predictions of the CGC model for particle production in peripheral nucleus-nucleus collisions.

5.1. *Classical Picture of Nuclear Collisions*

The classical picture of nuclear collisions was first formulated by Kovner, McLerran and Weigert²⁹ in the framework of the McLerran-Venugopalan model for a single nucleus. At very high energies, $P^+ \rightarrow \infty$ of one of the nuclei (and $P^- \rightarrow \infty$ for the other), the hard valence quark (and gluon) modes are highly Lorentz contracted, static sources of color charge for the wee parton, Weizsäcker–Williams, modes in the nuclei. For simplicity, we will first consider only central collisions of cylindrical nuclei with uniform matter distributions. The case of realistic nuclei and non-central collisions will be discussed later. The valence sources are then described by the current

$$J^{\nu,a}(r_{\perp}) = \delta^{\nu+} \rho_1^a(r_{\perp}) \delta(x^-) + \delta^{\nu-} \rho_2^a(r_{\perp}) \delta(x^+), \quad (5.1)$$

where $\rho_{1(2)}$ correspond to the color charge densities of the hard modes in nucleus 1 (nucleus 2) respectively. The δ -function in x^- for the valence parton current of one nucleus (or δ -function in x^+ for the other) implies that we are literally assuming the nuclei to move at the speed of light. In reality of course this condition should and can be relaxed. We will discuss this issue later on in this section. In the collision, these valence partons are assumed to be Eikonal sources—they continue on their straight line

^oScattering effects that are often thought of as “final state” effects in proton-nucleus effects can, in a different gauge, be interpreted as initial state effects²⁷. The final state effects emphasized here are those involving re-scattering of on-shell partons off each other.

trajectories along the light cones. They may acquire a phase due to the rotation of the color charge in the scattering¹¹⁵. However, in the gauge we will use, no such phase will appear in our treatment of the classical scattering problem.

For each color configuration in each of the nuclei, the classical field describing the small x modes in the Effective Field Theory (EFT) is obtained by solving the Yang–Mills equations in the presence of the two sources. We then have

$$D_\mu F^{\mu\nu} = J^\nu. \quad (5.2)$$

To compute a physical quantity $\langle O \rangle$, the gauge field configurations have to be averaged over the respective Gaussian path integrals of the two nuclei,

$$\langle O \rangle_\rho = \int d\rho_1 d\rho_2 O(\rho_1, \rho_2) \exp\left(-\int d^2r_\perp \frac{[\rho_1^a(r_\perp)\rho_1^a(r_\perp) + \rho_2^a(r_\perp)\rho_2^a(r_\perp)]}{2g^4\mu_A^2}\right). \quad (5.3)$$

For instance, the small x gluon distribution is simply related to the Fourier transform $A_i^a(k_\perp)$ of the solution to Eq. (5.2) by $\langle A_i^a(k_\perp)A_i^a(k_\perp) \rangle_\rho$, where the subscript denotes the average above. Here we have assumed identical nuclei with equal Gaussian weights $g^4\mu_A^2$, where μ_A^2 is the average color charge squared of a nucleus, defined in Eq. 2.5. We will henceforth use the variable $\Lambda_s^2 = g^4\mu_A^2$. It is simply related to the saturation scale Q_s by the relation

$$Q_s^2 = \frac{N_c\Lambda_s^2}{4\pi} \log\left(\frac{\Lambda_s^2}{\Lambda_{QCD}^2}\right). \quad (5.4)$$

In practice, $\Lambda_s \sim Q_s$.

In general, one can make the following ansatz for the gauge fields as a function of proper time $\tau = \sqrt{2x^+x^-}$ in the different light cone regions:

$$A^i = \alpha_3^i(\tau, x_T)\theta(x^-)\theta(x^+) + \alpha_1^i(\tau, x_T)\theta(x^-)\theta(-x^+) + \alpha_2^i(\tau, x_T)\theta(-x^-)\theta(x^+), \quad (5.5)$$

$$A^\pm = \pm x^\pm \alpha(\tau, x_\perp)\theta(x^-)\theta(x^+). \quad (5.6)$$

where α_3^i and α are respectively the transverse and longitudinal components of the gauge field the forward light cone while $\alpha_{1,2}^i(r_\perp)$ ($i = 1, 2$ are the two transverse Lorentz indices) are *pure gauge* fields defined through the gauge transformation parameters $\Lambda_q(\eta, r_\perp)$ ¹¹⁶

$$\alpha_{1,2}^i(r_\perp) = \frac{1}{i} \left(P e^{-i \int_{\pm\eta_{\text{proj}}}^0 d\eta' \Lambda_{1,2}(\eta', r_\perp)} \right) \nabla^i \left(P e^{i \int_{\pm\eta_{\text{proj}}}^0 d\eta' \Lambda_{1,2}(\eta', r_\perp)} \right). \quad (5.7)$$

Here $\eta = \pm\eta_{\text{proj}} \mp \log(x^\mp/x_{\text{proj}}^\mp)$ is the rapidity of the nucleus moving along the positive (negative) light cone with the gluon field $\alpha_{1(2)}^i$. The

$\Lambda_{1,2}(\eta, r_\perp)$ are determined by the color charge distributions $\Delta_\perp \Lambda_q = \rho_q$ ($q=1,2$) with Δ_\perp being the Laplacian in the perpendicular plane.

We work in the Fock-Schwinger (or “radiation”) gauge

$$A^\tau \equiv x^+ A^- + x^- A^+ = 0,$$

which is the interpolation between two light cone gauges. Fixing this gauge however does not fix the gauge completely. The residual gauge freedom can be fixed by imposing the Coulomb gauge condition $\nabla_\perp \cdot A_\perp = 0$ in the two transverse dimensions.

Substituting Eq. (5.5) in Eq. (5.2), and re-writing the equations in terms of the transverse coordinates x_\perp , the proper time τ and the space-time rapidity η , one observes that the Yang-Mills are independent of η , namely, they are boost invariant. The fields α_3^i and α are functions of x_\perp and τ only. The boost invariance of the solutions of the Yang-Mills equations is entirely due to our approximation-using δ -function sources. Smearing the sources in rapidity would destroy the boost-invariance of the solutions. Nevertheless, one expects that the boost-invariance approximation is a reliable one especially at central rapidities in a nuclear collision. This point will be discussed further.

The initial conditions for the solution of the Yang-Mills equations in the forward light cone are determined by matching the solutions in the space-like and time-like regions at $\tau = 0$. Requiring that the gauge fields be regular at $\tau = 0$, the coefficients of the singular pieces of the equations $D_{\mu i} F^{\mu i} = 0$ and $D_{\mu \pm} F^{\mu \pm} = J^\pm$ (for $x^-, x^+ \rightarrow 0$) have to be set to zero. These give the boundary conditions at $\tau = 0$:

$$\alpha_3^i(0, x_\perp) = \alpha_1^i(0, x_\perp) + \alpha_2^i(0, x_\perp), \quad (5.8)$$

$$\alpha(0, x_\perp) = \frac{i}{2}[\alpha_1^i(0, x_\perp), \alpha_2^i(0, x_\perp)]. \quad (5.9)$$

These conditions, first formulated for infinitely large nuclei, are the same for finite nuclei as well. The boundary conditions remain the same even when the fields $\alpha_{1,2}^i$ before the collision are smeared out in rapidity properly account for singular contact terms in the equations of motion¹¹⁶. Further, since the equations are very singular at $\tau = 0$, the only condition on the derivatives of the fields that would lead to regular solutions are $\partial_\tau \alpha|_{\tau=0}, \partial_\tau \alpha_\perp^i|_{\tau=0} = 0$.

Perturbative solutions of the Yang-Mills equations to order ρ^2 in the color charge density (or equivalently to second order in Λ_s/k_\perp) were found, and at late times, after averaging over the Gaussian sources, the number distribution of classical gluons was found to be^{29,116,115}

$$\frac{dN}{dy d^2 k_\perp} = \pi R^2 \frac{2g^6 \mu^4}{(2\pi)^4} \frac{N_c(N_c^2 - 1)}{k_\perp^4} L(k_\perp, \lambda), \quad (5.10)$$

where $L(k_\perp, \lambda)$ is an infrared divergent function at the scale λ . This result agrees with the quantum bremsstrahlung formula of Gunion and Bertsch¹¹⁷.

The distributions are very sensitive to $L(k_{\perp}, \lambda)$. What is novel about the classical approach is that, at sufficiently high energies, the nonlinearities in the Yang–Mills fields self-consistently regulate this infrared divergence. To confirm this claim, one needs to solve the Yang–Mills equations to all orders in Λ_s/k_{\perp} . This is very difficult to do analytically. Fortunately, as we will discuss in section 5.2, the classical problem can be solved numerically.

The discussion here has been extended to treat the collision of finite, ultrarelativistic nuclei with realistic nuclear matter distributions¹¹⁹. For the case of finite nuclei, the issue of color neutrality, as discussed in sections 2.4 and 3.10, becomes very important. A global neutrality constraint at the level of the nucleus is insufficient to ensure that there are no large field strengths outside the nuclear radius—color neutrality must be imposed at the nucleon level. The practical implementation of color neutrality will be discussed further in the following.

As mentioned earlier, a major simplification occurs in the classical approach when boost invariance is assumed. It is likely a good approximation, especially in the central region, but the effects of relaxing this condition are unclear. A first step in answering this question (before performing a fully 3+1-dimensional simulation) is to study the stability of the 2+1-dimensional results with respect to a perturbation in the η -direction¹²⁰.

5.2. Numerical Gluodynamics of Nuclear Collisions

Classical real time numerical solutions of gauge theories were first discussed in the context of sphaleron transitions during the electroweak phase transition in the early universe²⁸. Similar techniques can be applied to discuss the problem at hand. It is most convenient to follow the Hamiltonian approach, namely, to construct the appropriate lattice Hamiltonian and solve Hamilton’s equations on the lattice with the lattice analog of the initial conditions discussed in section 5.1. These will be discussed below. We will subsequently discuss the results of our classical numerical simulations.

i) Numerical Solution of the Yang-Mills Equations

The QCD action for gauge field in the τ, η, \vec{r} coordinates reads

$$S_{QCD} = \int \tau d\eta d\tau d^2r \left[-\frac{1}{8} \text{Tr}(g^{\mu\alpha} g^{\nu\beta} F_{\alpha\beta} F_{\mu\nu}) \right], \quad (5.11)$$

where $F_{\mu\nu} = \partial_{\mu} A_{\nu} - \partial_{\nu} A_{\mu} - ig[A_{\mu}, A_{\nu}]$ and the metric is diagonal with $g^{\tau\tau} = -g^{xx} = -g^{yy} = 1$ and $g^{\eta\eta} = -1/\tau^2$. $A_{\mu} \equiv A_{\mu}^a t^a$, and t^a represent a gauge group matrices with the normalization of $\text{Tr}(t^a t^b) = 2\delta_{ij}$. The Lagrangian density in $A^{\tau} = 0$ gauge is

$$\mathcal{L} = \text{Tr} \left(\frac{\tau}{4} (\partial_{\tau} A_i)^2 + \frac{1}{4\tau} (\partial_{\tau} A_{\eta})^2 - \frac{\tau}{8} F_{ij}^2 - \frac{1}{4\tau} F_{\eta i}^2 \right), \quad (5.12)$$

where i, j runs over transverse coordinate x and y .

Now let us assume η independence of the fields. As discussed previously, the Yang-Mills equations have this property if the sources are strictly δ -function sources on the light cone. We have

$$A_i(\tau, \eta, \vec{r}) = A_i(\tau, \vec{r}), \quad A_\eta(\tau, \eta, \vec{r}) = \Phi(\tau, \vec{r}), \quad (5.13)$$

resulting in $F_{\eta i} = -D_i \Phi$, where $D_i = \partial_i - ig[A_i, \dots]$ is the covariant derivative in the adjoint representation. Defining the conjugate momenta $E_i = \tau \partial_\tau A_i$ and $p_\eta = \frac{1}{\tau} \partial_\tau A_\eta$, one finds that the boost invariant Yang-Mills Hamiltonian is the QCD Hamiltonian in 2+1 dimensions coupled to an adjoint scalar³⁰:

$$H = \int d^2 r \text{Tr} \left\{ \frac{1}{4\tau} E_i^2 + \frac{\tau}{4} p_\eta^2 + \frac{\tau}{8} F_{ij}^2 + \frac{1}{4\tau} (D_i \Phi)^2 \right\}. \quad (5.14)$$

In order to realize numerically the solutions to the equations of motion in the previous section, while maintaining the gauge symmetry, we introduce the link variables at the site i

$$U_{j,i} = \exp [iaA_j(i)], \quad (j = x, y), \quad (5.15)$$

where, a is a lattice spacing. Defining the plaquette $U_\square \equiv U_{l,j} U_{m,j+l} U_{l,j+m}^\dagger U_{m,j}^\dagger$, the Hamiltonian on the lattice is

$$\begin{aligned} H_L = & \frac{1}{4\tau} \sum_{\ell \equiv (j, \hat{n})} \text{Tr} E_\ell^2 + \frac{\tau}{2} \sum_{\square} (N_c - \text{Re} \text{Tr} U_\square) \\ & + \frac{1}{4\tau} \sum_{j, \hat{n}} \text{Tr} (\Phi_j - U_{\hat{n},j} \Phi_{j+\hat{n}} U_{\hat{n},j}^\dagger)^2 + \frac{\tau}{4} \sum_j \text{Tr} p_j^2, \end{aligned} \quad (5.16)$$

where the convention for the generators of the SU(3) color group is $\text{Tr}(\tau^a \tau^b) = 2\delta^{ab}$. For $g = 2$, one obtains the correct normalization of the Hamiltonian in the continuum limit. Lattice equations of motion follow directly from H_L of Eq. 5.16. For any dynamical variable v , with no explicit time dependence, $\dot{v} = \{H_L, v\}$, where \dot{v} is the derivative with respect to τ , and $\{\}$ denote Poisson brackets. We take E_l , U_l , p_j , and Φ_j as independent dynamical variables, whose only nonvanishing Poisson brackets are

$$\{p_i^a, \Phi_j^b\} = \delta_{ij} \delta_{ab}; \quad \{E_l^a, U_m\} = -i\delta_{lm} U_l \sigma^a; \quad \{E_l^a, E_m^b\} = 2\delta_{lm} \epsilon_{abc} E_l^c$$

(no summing of repeated indices). The initial conditions for the transverse gauge field and the adjoint scalar field on the lattice can be obtained in complete analogy to the procedure followed in the continuum. The details of this procedure and the expression for the initial conditions can be found in Ref. 30.

We impose periodic boundary conditions on an $N \times N$ transverse lattice, where N denotes the number of sites. The physical linear size of

the system is $L = aN$, where a is the lattice spacing. It was shown in Ref. ³⁰ that numerical computations on a transverse lattice agreed with lattice perturbation theory at large transverse momentum.

ii) Numerical Method for Finite Nuclei

In early studies ^{30,31,32,33}, nuclear collisions, for simplicity, were idealized as central collisions of infinite, cylindrical nuclei. The color charge squared Λ_s^2 was taken to be a constant for the uniform cylindrical nuclei. Furthermore, color neutrality was imposed only in a global sense ⁵⁰, namely, the color charge distribution over the entire nucleus was constrained to be zero. While very useful in obtaining first estimates of the space-time evolution of the produced gluonic matter, these studies did not make predictions for realistic nuclear collisions. In addition, studies of the distributions in peripheral collisions, in particular of the azimuthal anisotropy associated with elliptic flow, require finite nuclei and realistic nuclear matter distributions within each nucleus. These requirements were discussed in Refs. ^{118,119}.

The problem with color neutrality for a finite nucleus can be stated simply as follows. If we impose the simple and obvious constraint that the color charge distribution must be zero outside the nucleus, the solution of Poisson's equation can still give a non-zero gluon distributions outside the nucleus. In two dimensions, the fall-off of the gluon field is rather slow as shown in Fig. 5.2. This slow fall-off is a problem for a finite nucleus since the gluon field is associated with a non-zero field strength. Clearly the simple prescription for color neutrality is not sufficiently stringent.

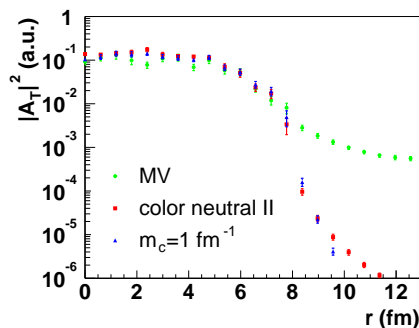


Fig. 23. Gluon field as a function of radial distance. Original MV model is shown by circles, while squares correspond to the Color Neutral II prescription (see text). The triangles represent results from solution of Poisson's equation with a screening mass. The results are for $\Lambda_{s0}R = 37$.

A more realistic prescription would be to apply the color neutrality

constraint already at the nucleon level. Our numerical procedure to implement the constraint for finite nuclei is as follows. We first sample A nucleons on a discrete lattice requiring that they satisfy a Woods-Saxon nuclear density profile in the transverse plane. Note that this procedure generates the same distribution in the continuum as $\Lambda_s^2(\mathbf{x}_\perp) = \Lambda_{s0}^2 T_A(\mathbf{x}_\perp)$ where $T_A(\mathbf{x}_\perp) = \int_{-\infty}^{\infty} dz \kappa(\mathbf{r})$ is a thickness function, \mathbf{x}_\perp is the transverse coordinate vector (the reference frame here being the center of the nucleus), $\kappa(\mathbf{r})$ is the Woods-Saxon nuclear density profile, and Λ_{s0}^2 is the color charge squared per unit area in the center of each nucleus. The only external dimensional variables in the model are Λ_{s0} and the nuclear radius R .

Next, Gaussian color charge distributions are generated on the lattice. The probability distribution of color charge in a nucleon is expressed as

$$P[\rho] = \exp\left(-\sum_j^N \frac{\rho_j^2}{2\Lambda_{n,j}^2}\right), \quad (5.17)$$

where $\Lambda_{n,j}^2$ is the color charge distribution squared, per unit area, of a nucleon at a lattice site j and N is the number of lattice sites that comprise a nucleon. $\Lambda_{n,j}^2$ is obtained from Λ_{s0}^2 by assuming that the color charges of the nucleons add incoherently. There are two versions of the subsequent step. In the first (which we term Color Neutral I), we subtract from every ρ_j the spatial average $\sum_j \rho_j / N$ in order to guarantee color neutrality $\langle \rho \rangle = 0$ for each nucleon. In the second (termed Color Neutral II), the dipole moment \mathbf{d} of each nucleon is eliminated in a similar manner.

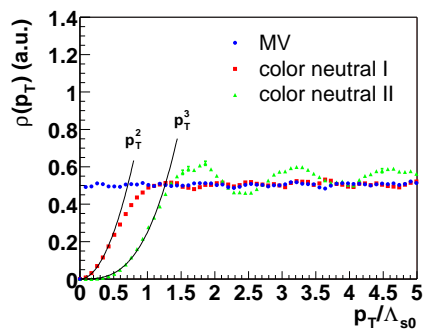


Fig. 24. Color Charge Correlator in momentum space. Original MV model is shown by circles, while squares correspond to the result from color neutrality condition I and triangles correspond to color neutrality condition II (see text). The color charge correlator is plotted versus p_\perp in units of Λ_{s0} .

In Fig. 5.2, we plot the Fourier transform of the charge correlator, which in the continuum is defined as

$$\tilde{\rho}(p_{\perp}) = \int d^2x_{\perp} \exp(i\mathbf{p}_{\perp} \cdot \mathbf{x}_{\perp}) \langle \rho^a(x_{\perp}) \rho^a(0) \rangle, \quad (5.18)$$

for the MV model and for the two variants which impose color neutrality on the nucleon level. In the MV model, $\tilde{\rho}(p_{\perp})$ is a constant everywhere except at $p_{\perp} = 0$ where it is constrained to be zero from the global charge constraint. In the Color Neutral I (II) variant, we see that $\tilde{\rho}(p_{\perp}) \sim p_{\perp}^2$ ($\sim p_{\perp}^3$) for small momenta $p_{\perp} < \Lambda_{s0}$ and is constant at larger momenta. The oscillatory behavior seen for Color Neutral I and II is due to the fact that the correlator in coordinate space is not strictly a delta-function. In the coordinate space the charge correlator for the two models, Color Neutral I and II, falls off rapidly, as $\sim 1/x_{\perp}^4$ and $\sim 1/x_{\perp}^5$ respectively, at larger distances.

It is an interesting coincidence that the behavior of $\tilde{\rho}(p_{\perp})$ in our model is similar to the behavior expected from the renormalization group (RG) evolution of color charges in the McLerran-Venugopalan model as discussed here in Section 3.10. In Refs. ^{16,123}, it is shown that the screening of color charges due to the RG evolution gives a behavior $\tilde{\rho}(p_{\perp}) \sim p_{\perp}^2$ for $p_{\perp} \leq \Lambda_{s0}$ (and $\tilde{\rho}(p_{\perp}) = \text{constant}$ for $p_{\perp} > \Lambda_{s0}$).

iii) Numerical Results for Distributions in Energy and Number in Central Collisions

We will now discuss results for central collisions of very large cylindrical nuclei. We will see later that they are not very different from those for central collisions of realistic nuclei. There are only two free parameters for the problem of nuclear collisions as formulated in the EFT. One is the saturation scale Λ_s while the other is the nuclear radius R ^P (For an infinite cylindrical nucleus, one has $\pi R^2 = L^2$, where L is the lattice size.) Any dimensional quantity P , well defined within the EFT, can be written in terms of the physically relevant parameters Λ_s and R as $\Lambda_s^d f_P(\Lambda_s R)$, where d is the dimension of P . The non-trivial physical information is therefore contained in the dimensionless function $f_P(\Lambda_s R)$. On the lattice, P will generally depend on the lattice spacing a ; this dependence can be removed by taking the continuum limit $a \rightarrow 0$. The broad range of physically relevant values of Λ_s for RHIC and LHC energies are ~ 1 -2 GeV and 2-4 GeV respectively—corresponding to $\Lambda_s R \approx 30$ -120 approximately^q. Also, for central Au–Au collisions, we

^PStrictly speaking, the saturation scale is not a free parameter since it can be determined from the gluon density as in Ref. ^{72,27}. However, for the momentum scales of interest, there is much uncertainty in the gluon density. Moreover, for nuclei, gluon shadowing contributions are not under control. Our results will therefore be non-perturbative formulae valid for a wide range of Λ_s .

^qIf we extrapolate from the Golec-Biernat HERA parametrization, we get $\Lambda_s = 1.4$ GeV for RHIC and $\Lambda_s = 2.2$ GeV for LHC.

obtain $L = 11.6$ fm as the physical linear dimension of our square lattice.

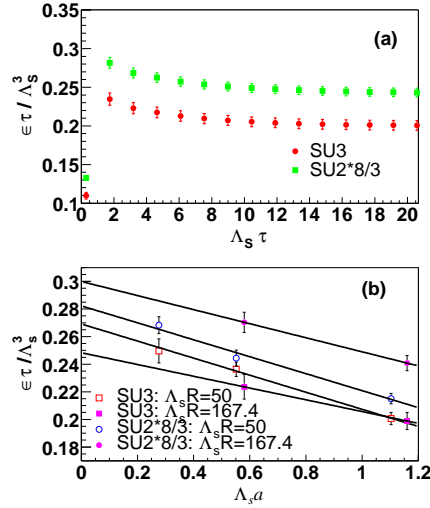


Fig. 25. (a) $\varepsilon\tau/\Lambda_s^3$ as a function of $\tau\Lambda_s$ for $\Lambda_s R = 167.4$. (b) $\varepsilon\tau/\Lambda_s^3$ as a function of $\Lambda_s a$ for $\Lambda_s R = 167.4$ (squares) and 50(circles), where a is the lattice spacing. Lines are fits of the form $a - bx$.

For the transverse energy of gluons we get, on purely dimensional grounds,

$$\frac{1}{\pi R^2} \frac{dE_T}{d\eta} \Big|_{\eta=0} = \frac{1}{g^2} f_E(\Lambda_s R) \Lambda_s^3, \quad (5.19)$$

The function f_E is determined non-perturbatively as follows. In Figure 5.2 (a), we plot the Hamiltonian density, for a particular fixed value of $\Lambda_s R = 167.4$ (on a 512×512 lattice) in dimensionless units as a function of the proper time in dimensionless units. We note that $\varepsilon\tau$ converges very rapidly to a constant value. The form of $\varepsilon\tau$ is well parametrized by the functional form $\varepsilon\tau = \alpha + \beta \exp(-\gamma\tau)$. Here $dE_T/d\eta/\pi R^2 = \alpha$ has the proper interpretation of being the energy of produced gluons per unit area per unit rapidity, while $\tau_D = 1/\gamma/\Lambda_s$ is the “formation time” of the produced glue.

In Figure 5.2 (b), the convergence of α to the continuum limit is shown as a function of the lattice spacing in dimensionless units for two values of $\Lambda_s R$. In Ref. ³¹, this convergence to the continuum limit was studied extensively in an SU(2) gauge theory for very large lattices (up to 1024×1024 sites) and shown to be linear. The trend is the same for

the SU(3) results—thus, despite being further from the continuum limit for SU(3) (due to the significant increase in computer time) a linear extrapolation is justified. We can therefore extract the continuum value for α .

Numerical results for the physically relevant RHIC and LHC initial conditions were discussed in several papers^{31,32,33,118,119}. Very recently, Lappi pointed out that the overall normalization in Eq. 5.19 was incorrect and the f_E computed in Refs.^{31,33} is too large by a factor of two^{121,122}. As we will discuss below, the normalization for the number is correct. Wherever feasible, the corrected results will be discussed below. We find $f_E(50) = 0.269$ and $f_E(167.4) = 0.248$. The RHIC and LHC values likely lie in this wide range of $\Lambda_s R$. The SU(2) value is approximately half the SU(3) value. Note that the variation of f_E as a function of $\Lambda_s R$ is extremely weak. The formation time $\tau_D = 1/\gamma/\Lambda_s$ is essentially the same for both the SU(3) and SU(2) cases—for $\Lambda_s R = 167.4$, $\gamma = 0.362 \pm 0.023$ and . As discussed in Ref.³¹, it is ~ 0.3 fm for RHIC and ~ 0.13 fm for LHC (taking $\Lambda_s = 2$ GeV and 4 GeV respectively—for the values of Λ_s extracted using the Golec-Biernat fit, the corresponding times are of course larger).

We now combine our expression in Eq. (5.19) with our non-perturbative expression for the formation time to obtain a non-perturbative formula for the initial energy density¹²²,

$$\varepsilon = \frac{0.08}{g^2} \Lambda_s^4 \quad (5.20)$$

This formula gives a rough estimate of the initial energy density, at a formation time of $\tau_D = 1/\bar{\gamma}/\Lambda_s R$ where we have taken the average value of the slowly varying function γ to be $\bar{\gamma} \sim 0.3$. For $\Lambda_s = 1.4$ GeV, one obtains $\varepsilon \sim 10$ GeV/fm³.

We now report our results for the initial multiplicity of gluons produced at central rapidities. First consider a free field theory whose Hamiltonian in momentum space has the form

$$H_f = \frac{1}{2} \sum_k \left(|\pi(k)|^2 + \omega^2(k) |\phi(k)|^2 \right), \quad (5.21)$$

where $\phi(k)$ is the k th momentum component of the field, $\pi(k)$ is its conjugate momentum, and $\omega(k)$ is the corresponding eigenfrequency. The average particle number of the k -th mode is then

$$N(k) = \omega(k) \langle |\phi(k)|^2 \rangle = \sqrt{\langle |\phi(k)|^2 |\pi(k)|^2 \rangle}, \quad (5.22)$$

In our case, the average $\langle \rangle$ is over the initial conditions.

We use two different generalizations of the particle number to an interacting theory. We have verified that the two definitions agree in the

weak-coupling regime at late times³¹. Our first definition is based on the behavior of a free-field theory under cooling. We obtain³²

$$N = \sqrt{\frac{8}{\pi}} \int_0^\infty \frac{dt}{\sqrt{t}} V(t), \quad (5.23)$$

where t is the cooling time (*not to be confused with real or proper time*), and $V(t)$ is the potential energy of the relaxed free field after cooling. The relaxed potential $V(t)$ is gauge-invariant-hence so is this definition of the particle number. This is an attractive feature of the cooling method. Unfortunately, it presently only permits determination of the total particle number and cannot be used to find the number distribution $N(k_\perp)$.

Our second definition of the multiplicity will enable us to compute $N(k_\perp)$. We impose the Coulomb gauge condition in the transverse plane, $\vec{\nabla}_\perp \cdot \vec{A}_\perp = 0$, and substitute the momentum components of the resulting field configuration into Eq. (5.22). We can determine $N(k_\perp)$ from the rightmost expression of Eq. (5.22); the middle expression of Eq. (5.22) can then be used to obtain $\omega(k_\perp)$.

In Fig. 26(a), we plot the normalized gluon transverse momentum distributions versus k_\perp/Λ_s with the value $\Lambda_s R = 167.4$, for both the SU(3) and SU(2) gauge theories^r. Clearly, we see that the normalized result for SU(3) is suppressed relative to the SU(2) result in the low momentum region. In Fig. 26 (b), we plot the same quantity over a wider range in k_\perp/Λ_s for two values of $\Lambda_s R$. At large transverse momentum, we see that the distributions scale exactly as $N_c^2 - 1$, the number of color degrees of freedom. This is as expected since, at large transverse momentum, the modes are nearly those of non-interacting harmonic oscillators. At smaller momenta, the suppression is due to non-linearities, whose effects, we have confirmed, are greater for larger values of the effective coupling $\Lambda_s R$. The SU(3) gluon momentum distribution can be fitted by the following function,

$$\frac{1}{\pi R^2} \frac{dN}{d\eta d^2k_T} = \frac{1}{g^2} \tilde{f}_n(k_T/\Lambda_s), \quad (5.24)$$

where $\tilde{f}_n(k_T/\Lambda_s)$ is

$$\tilde{f}_n = \begin{cases} a_1 \left[\exp\left(\sqrt{k_\perp^2 + m^2}/T_{\text{eff}}\right) - 1 \right]^{-1} & (k_T/\Lambda_s \leq 1.5) \\ a_2 \Lambda_s^4 \log(4\pi k_T/\Lambda_s) k_\perp^{-4} & (k_T/\Lambda_s > 1.5) \end{cases} \quad (5.25)$$

with $a_1 = 0.118$, $m = 0.034\Lambda_s$, $T_{\text{eff}} = 0.47\Lambda_s$, and $a_2 = 0.0087$. At low momenta, the functional form is approximately that of a Bose-Einstein

^rOur results for the number distribution agree with Ref. ¹²¹ if $\Lambda_s \rightarrow \Lambda_s/2$ in the ensuing discussion of the p_\perp distributions. See Ref. ¹²² for details.

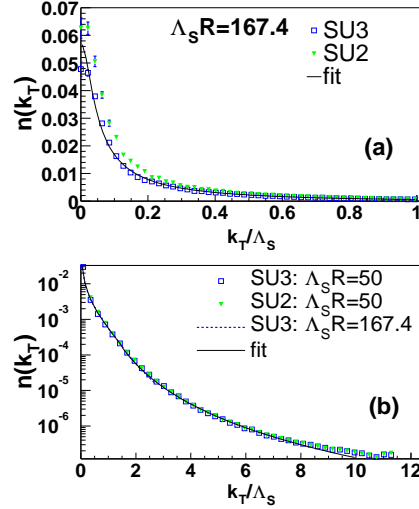


Fig. 26. Transverse momentum distribution of gluons, normalized to the color degrees of freedom, $n(k_\perp) = f_n/(N_c^2 - 1)$ (see Eq. (5.24)) as a function of $\Lambda_s R$ for SU(3) (squares) and SU(2) (diamonds). Solid lines correspond to the fit in Eq.(5.25).

distribution in two dimensions even though the underlying dynamics is that of classical fields. The functional form at high momentum is motivated by the lowest order perturbative calculations^{116,29,115}.

Integrating our results over all momenta, we obtain for the gluon number per unit rapidity, the non-perturbative result,

$$\frac{1}{\pi R^2} \frac{dN}{d\eta} \Big|_{\eta=0} = \frac{1}{g^2} f_N(\Lambda_s R) \Lambda_s^2. \quad (5.26)$$

We find that $f_N(167.4) = 0.3$. Our results for f_N are in reasonable agreement with those of Lappi^{121,122}. We have checked for an SU(2) gauge theory that the results for a wide range of $\Lambda_s R$ vary on the order of 10%. The results from the Cooling and Coulomb methods also show very good agreement (less than 10%) especially for larger values of $\Lambda_s R$.

If we take the ratio of Eq. (5.19) to Eq. (5.26), we find that the *initial* transverse energy per gluon is $dE_T/d\eta/dN/d\eta|_{\eta=0} = \frac{f_E}{f_N} \Lambda_s \equiv 0.88 \Lambda_s$. If we take $\Lambda_s = 1.4$ GeV, we find that the energy per gluon is ~ 1.23 GeV—about a factor of 2 larger than the value for charged hadrons measured at RHIC.

The topological charge generated in the initial stages of a heavy ion collision can also be computed in the classical CGC framework. An interesting result is that if strict boost invariance is a good assumption sphaleron transitions are suppressed¹²⁴. This is because the Chern–

Simons number in this case is invariant under all rapidity independent gauge transformations. The primary mechanism for the generation of topological charge at the early stage is then by fluctuations of the color electric and magnetic fields. It was shown in Ref. ¹²⁴ that the topological charge generated in this manner, at the early stage, are small. These results may be relevant for the formation of P and CP -odd metastable states in the late stages of heavy ion collisions ¹²⁵.

iv) Numerical Results for Centrality Dependence of Energy, Multiplicity and Elliptic Flow

For realistic nuclei, the non-perturbative relations discussed in section 5.2.3 are less simple. One can write Eq. 5.26 more generally as

$$\frac{dN_g}{d\eta} = \frac{f_N(b)}{g^2} \frac{\Lambda_{s0}^2}{\rho_0} N_{part}(b), \quad (5.27)$$

where $\rho_0 = \tilde{\rho}(0,0) = 4.321 fm^{-2}$ and $N_{part} = \int d^2x_{\perp} \tilde{\rho}(b, x_{\perp})$. For explicit expressions for $f_N(b)$ for different values of Λ_{s0} , see Ref. ¹¹⁹. One can similarly compute $dE_g/d\eta$ for finite nuclei.

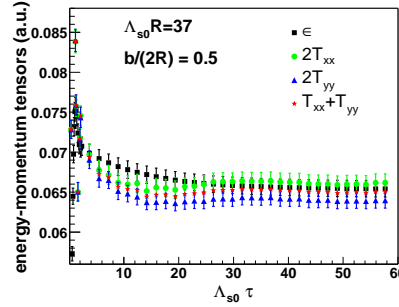


Fig. 27. The two components of the transverse pressure (T_{xx} and T_{yy}) and the energy density ϵ plotted as a function of τ in dimensionless units. The results are for a impact parameter $b = R$ and dimensionless coupling $\Lambda_{s0}R = 37$. Also shown is the sum of the two transverse pressures.

The azimuthal anisotropy in the transverse momentum distribution is a sensitive probe of the hot and dense matter produced in ultra-relativistic heavy ion collisions ^{126,128}. A measure of the azimuthal anisotropy is the second Fourier coefficient of the azimuthal distribution, the elliptic flow parameter v_2 . Its definition is ¹²⁷

$$v_2 = \langle \cos(2\phi) \rangle = \frac{\int_{-\pi}^{\pi} d\phi \cos(2\phi) \int d^2p_T \frac{d^3N}{dy d^2p_T d\phi}}{\int_{-\pi}^{\pi} d\phi \int d^2p_T \frac{d^3N}{dy d^2p_T d\phi}}. \quad (5.28)$$

The classical Yang–Mills approach may be applied to compute elliptic flow in a nuclear collision. For peripheral nuclear collisions, the interaction region is a two-dimensional almond shaped region, with the x axis lying along the impact parameter axis and the y direction perpendicular to it and to the beam direction. Even though large electric and magnetic fields (and the corresponding transverse components of the pressure in the x and y directions) are generated over very short time scales $\tau \sim 1/\Lambda_s$, the significant differences in the pressures, responsible for elliptic flow, are only built up over much longer time scales $\tau \sim R$. This can be seen in Fig. 27 where we plot the two transverse components of the pressure (T_{xx} and T_{yy}) and the energy density as a function of proper time (in units of Λ_{s0}) for a peripheral nuclear collision. Moreover, the elliptic flow is generated by soft modes $p_T \sim \Lambda_s/8$. Our result has important consequences for the theoretical interpretation of the RHIC data—these will be discussed later in the text.

The elliptic flow, defined by Eq. (5.28), can be computed, as in the case of the gluon multiplicity, in two different ways; directly in Coulomb Gauge (CG) and by solving a system of relaxation (cooling) equations for the fields. It is easy to show that $v_2 N$, N being the total gluon number, can be reconstructed from the cooling time history of $T_{xx} - T_{yy}$, just as N can be reconstructed from that of the energy functional³²:

$$v_2 N = \sqrt{\frac{2}{\pi}} \int_0^\infty \frac{dt}{\sqrt{t}} (T^{xx}(t) - T^{yy}(t)). \quad (5.29)$$

This expression for $v_2 N$ is manifestly gauge invariant.

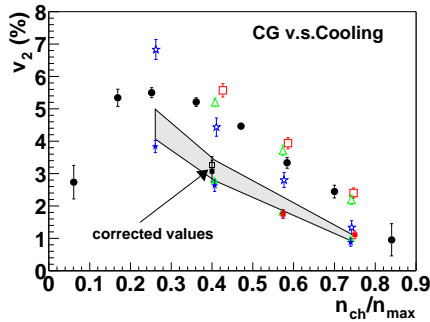


Fig. 28. The centrality dependence of v_2 at the earliest times is computed using cooling (open symbols) and CG (filled symbols). Results are for $\Lambda_{s0}R$ spanning the RHIC-LHC range, specifically, $\Lambda_{s0}R = 37$ (squares), 74 (triangles), and 148 (stars). Full circles denote *preliminary* STAR data¹²⁹. The band denotes the estimated value of v_2 when extrapolated to very late times. “Corrected values” denotes the late time cooling and CG result for $\Lambda_{s0}R = 37$ at one centrality value.

In Fig. 28 we plot v_2 reconstructed from the cooling time history of only the potential terms in $T_{xx} - T_{yy}$, along with the CG values (also including potential terms only) as a function of n_{ch}/n_{tot} for different values of $\Lambda_{s0}R$ as discussed in the figure. The systematic errors represented by the band (for $\Lambda_{s0} = 37$ are primarily due to limited resources available to study the slow convergence of the cooling and CG computations. We have studied the late time behavior of v_2 for one impact parameter-the results are shown in the figure.

The asymptotic values of v_2 , as predicted by the model, undershoot the data. For a fixed impact parameter, the model predicts that, as $\Lambda_{s0}R \rightarrow \infty$, the classical contribution to the elliptic flow goes to zero. This is because increasing $\Lambda_{s0}R$ is equivalent to increasing R for fixed Λ_{s0} and therefore reducing the initial anisotropy.

In Fig 5.2, $v_2(p_\perp)$ is plotted for $b/2R = 0.75$ for $\Lambda_{s0}R = 148$. Our calculations show that the elliptic flow rises rapidly and is peaked for $p_\perp \sim \Lambda_{s0}/8$ before falling rapidly. The theoretical prediction¹³⁰ is that for $p_\perp \gg \Lambda_{s0}$, $v_2(p_\perp) \sim \Lambda_{s0}^2/p_\perp^2$. The lattice numerical data appear to confirm this result-better statistics are required to determine the large momentum behavior accurately. The dominant contribution of very soft modes to v_2 helps explain why the cooling and CG computations differ until very late times. The soft gluon modes have large magnitudes and therefore continue to interact strongly until very late proper times. Concomitantly, the occupation number of these modes is not small and the classical approach may be adequate to describe these modes even at the late times considered.

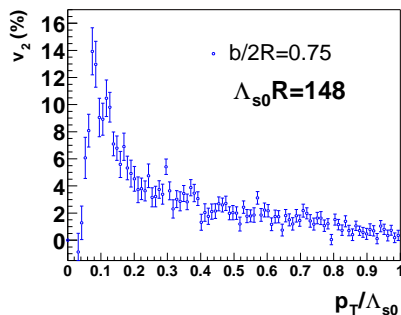


Fig. 29. $v_2(p_\perp)$ as a function of transverse momentum in dimensionless units for $\Lambda_{s0}R = 148$.

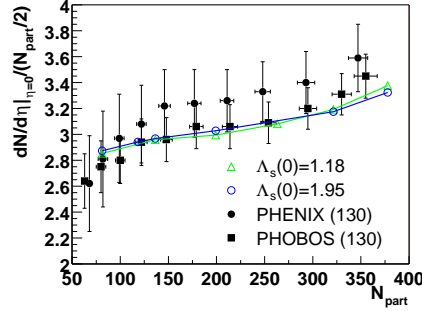


Fig. 30. Comparison of the centrality dependence of the gluon distribution from SU(3) lattice results to data from experiments ^{131,132}. The strong coupling constant is fixed to the value $g^2 = 4$. The lattice results for $\Lambda_s(0) = 1.18$ GeV and $\Lambda_s(0) = 1.95$ GeV are multiplied by a factor 2.4 and 1.1, respectively.

5.3. Melting the Color Glass Condensate at RHIC

In Fig 5.3, we plot the computed centrality dependence of gluons together with the experimental data from PHOBOS ¹³² and PHENIX ¹³¹. We assume here that the charged particle multiplicity is two thirds of the gluon number. The classical computation is performed for fixed α_s ; the centrality dependence, as seen from Eq. (5.27), comes from the dependence of f_N on the impact parameter. In Ref. ³², it was shown that $f_N \equiv f_N(\Lambda_s R)$ increases slowly with $\Lambda_s R$ -hence one expects it to vary with impact parameter. We see that the results agree reasonably well with the data.

The centrality dependence of the transverse energy is studied in Fig. 5.3. As in the case of the multiplicity, even though the absolute normalization is strongly dependent on one's choice of Λ_s , the centrality dependence is very similar for the two Λ_s 's and shows reasonable agreement with the data.

Let us now compare our results with those derived previously by Kharzeev and Nardi in Ref. ³⁶ and discussed further in Ref. ¹³⁴. In these works, one obtains in terms of \bar{Q}_s , the average saturation scale, the result

$$\frac{dN_g}{d\eta} = c_N \frac{N_c^2 - 1}{4\pi^2 N_c} \int d^2 x_\perp \frac{Q_s^2(b, x_\perp)}{\alpha_s} \approx c_N x G(x, \bar{Q}_s^2(b)) \frac{N_{part}}{2}. \quad (5.30)$$

In the leading logarithmic approximation, if c_N is constant, one obtains a logarithmic dependence on the centrality entirely from $xG(x, \bar{Q}_s^2(b))$. One could thus attribute the logarithmic behavior at the classical level to fixed α_s and leading logarithmic behavior of the gluon distribution function or equivalently, at higher order, to the one loop running of α_s . In

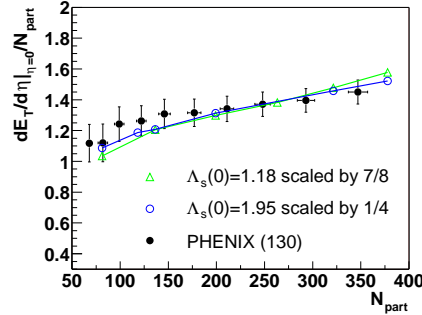


Fig. 31. Comparison of the centrality dependence of the gluon transverse energy distribution from SU(3) lattice results to data from experiments¹³³. The strong coupling constant is fixed to the value $g^2 = 4$. The lattice results for $\Lambda_s(0) = 1.95$ GeV are scaled by $\frac{1}{4}$ while those for $\Lambda_s(0) = 1.18$ are scaled by $\frac{7}{8}$.

the physically interesting regime, it is difficult to distinguish between the two. A reasonable agreement with the data is also seen in this formulation of the problem.

The relation between the two formulations is as follows. What we simulate numerically is the color charge squared per unit area, Λ_s^2 ³². The saturation scale, on the other hand, is a scale determining the behaviour of the gluon number distribution²⁷. The relation between the two is given in Eq. 5.4. The relation between c_N and f_N is then $c_N = 4\pi^2 f_N / (N_c^2 - 1) / \ln(Q_s^2 / \Lambda_{QCD}^2)$. Therefore, if c_N is to be a constant, f_N increases logarithmically with Q_s . A weak rise in f_N is seen in our simulations. If the infrared scale, as argued in Ref. ⁴⁶, is a number of order $O(1/Q_s)$, we would have $\Lambda_s \approx Q_s$. This is indeed the case in practice¹¹⁹.

The initial transverse energy per particle is $E_T/N \sim 0.88\Lambda_s$, which for the Golec-Biernat value of $\Lambda_s = 1.4$ GeV (also the value favored by Refs. ^{36,37}), gives $E_T/N = 1.23$ GeV. This is a factor of 2 larger than the value for measured charged hadrons¹³³. For this value of Λ_s , the initial number of gluons is approximately half the multiplicity of hadrons at central rapidity. The excess ratio of E_T/N in the initial state can be reduced by a) inelastic fragmentation of partons, which increases N and b) thermalization and hydrodynamic expansion expansion which increases N and decreases E_T respectively. Thermalization increases the particle number because it is driven primarily by inelastic partonic processes³⁴. It is very conceivable that the multiplicity increases by a factor of two due to either a) or b) or both. Thermalization increases the particle number because it is driven primarily by inelastic partonic processes³⁴.

The p_{\perp} distributions from the melting of the CGC were discussed previously. The distributions obtained numerically from purely classical considerations can be used as initial conditions in parton transport equations which describe the evolution of the system when the description in terms of classical fields is inadequate. The parton distributions exhibit geometric scaling—they are functions of p_{\perp}/Λ_s alone. (At large p_{\perp} ($p_{\perp} \gg \Lambda_s$), one expects this classical geometric scaling break down and distributions to be described by perturbative QCD.) It has been argued that the RHIC data demonstrate scaling behavior in a broad kinematic region in p_{\perp} ^{38,135}. A very similar scaling is seen in the string percolation framework ¹³⁶. In Ref. ³⁹, a novel mechanism for nuclear collisions was suggested, where, due to quantum evolution of saturation effects in the wavefunctions of the incoming nuclei, the p_{\perp} window, where geometric scaling holds, may extend to $p_{\perp} > Q_s^2/\Lambda_{QCD}$. This mechanism has precisely the same origin as the geometric scaling discussed at length in Sect. 3.4 and which was suggested in Sect. 4.3 to be an explanation the large scaling window observed in Deeply Inelastic Scattering at HERA. As a consequence of geometric scaling, the p_{\perp} distributions in AA-collisions at RHIC (and more strikingly at LHC) scale with centrality $\propto N_{part}$. The boundary of this region is estimated to be ~ 4 GeV at RHIC and ~ 9 GeV at LHC. The CGC+geometric scaling picture therefore explains the qualitative behavior of the quenching seen in central collisions at RHIC ¹³⁷. For peripheral collisions, the saturation scale is small: the window for geometric scaling shrinks and the binary scaling of pQCD is restored just as observed in the data.

This CGC+geometric scaling picture of Ref. ³⁹ is in striking contrast to the QGP+energy loss description of the quenching of spectra seen in central AA-collisions ¹³⁸. The two scenarios, at face value, make very different predictions for quenching in d-Au collisions. The former predicts quenching in roughly the same p_{\perp} range with the centrality dependence $(N_{part})^{1/2}$; the latter predicts a “Cronin-enhancement” just as seen in lower energy p-A collisions. However, multiple-scattering of the Cronin variety is also, in principle, present in the CGC picture. The magnitude of this effect must be quantified before we rush to any conclusions about the RHIC data. We will discuss p-A collisions further in Section 5.5.

We now turn to the theoretical interpretation of the RHIC v_2 data in the CGC approach. It is clear from Fig. 28 that our result for v_2 contributes only about 50% of the measured v_2 for various centralities. Our p_{\perp} distributions also clearly disagree with experiment ^{139,140}. Naively, one could argue that the classical Yang-Mills approach is only applicable at early times so additional contributions to v_2 will arise from later stages of the collision. While there is merit in this statement, it is also problematic as we will discuss below. The reason the situation is complex is as follows. We observed that it takes a long time $\tau \sim R$ to obtain a significant elliptic flow in the CGC. At these late times, one would ex-

pect that the classical approach would be inapplicable due to the rapid expansion of the system. On the other hand, we have seen that v_2 in the classical approach is dominated by soft modes which are strongly interacting and don't linearize even at time scales $\tau \sim R$. Clearly, the soft modes cannot be treated as on-shell partons even at times $\tau \sim R$! This conceptual problem will be discussed further in Section 5.4. The observation in Ref. ¹¹⁸ that the CGC alone is unable to explain the low p_\perp behavior of the RHIC v_2 data is, thus far, the strongest argument for the importance of final state effects at RHIC.

Finally, we note that v_2 is extracted from a variety of techniques-in addition to a reaction plane method, two and four particle cumulant analyses are used ¹⁴¹. As we noted previously, the CGC p_\perp distribution at high p_\perp decays as $1/p_\perp^2$ while the data is flat up to $p_\perp \sim 10$ GeV. Recently, non-flow two particle correlations in the CGC model were suggested as an explanation of the v_2 data ¹⁴². It is unclear at present whether non-flow correlations can explain other features of the measured azimuthal anisotropy. In the approach reported previously, a procedure very similar to the experimental approach can be followed and two and four particle correlations can be determined ¹²⁰. It is not yet clear whether the results of this study would affect our above conclusion about the relevance of final state effects in heavy ion collisions.

5.4. *Equilibration and the Quark Gluon Plasma*

An outstanding issue in the physics of heavy ion collisions is whether the hot and dense matter formed equilibrates to form a Quark Gluon Plasma (QGP). Hydrodynamic models, which assume local equilibrium, have been used to study the evolution of the QGP and are successful in describing some of the data at RHIC ¹⁴³. It is however not easy to show from first principles that thermalization does occur in the extreme conditions of a high energy heavy ion collision. Even though the initial density is very high, the system is expanding and becoming dilute very rapidly; moreover, if the momenta of the gluons is large, asymptotic freedom dictates that the cross-section of the gluons is small.

In the CGC approach, we have argued that the energy densities right after the collision are very high- $\varepsilon \sim 10$ GeV/fm³ at RHIC and $\varepsilon \sim 60$ GeV/fm³ at LHC energies. These energy densities are formed very rapidly after the collision-about $\tau_{formation} = 0.4$ fm for RHIC and $\tau_{formation} = 0.25$ fm at LHC using the values of Q_s from the Golec-Biernat parametrization. At the high energies of interest, a heavy ion collision in the classical picture is boost invariant ⁸. The dynamics of particle production at early times is therefore purely transverse. Consider

⁸This assumption is modified by quantum effects-however, at central rapidities, boost invariance is a good approximation.

a narrow slice in space-time rapidity, around the central rapidity $\eta = 0$. Partons with any significant longitudinal momentum p_z will not be found in this slice (over time scales of interest)-they have only transverse momentum $p_\perp \sim Q_s$. Our classical dynamics only describe the initial transverse dynamics of partons. In Fig. 27, we see that at a time of $\sim 20\Lambda_{s0}\tau$ (~ 2.8 fm), $\varepsilon = T_{xx} + T_{yy}$. This suggests that the partons that were strongly interacting in the transverse plane are free-streaming by this time.

It is unlikely however that the classical approach is valid at these late times. Shortly after partons are formed $\sim 1/Q_s$, they begin to scatter off each other and off the transverse plane. The physics of this process is not contained in the classical picture. A first guess is to see if small angle elastic $2 \rightarrow 2$ scattering will lead to thermalization. Analytical estimates¹⁴⁴ suggest and numerical solutions of the Boltzmann equation confirm¹⁴⁵ that the time scale for equilibration due to small angle scattering is $\sim \exp(1/\sqrt{\alpha_s})/Q_s$ parametrically. In practice, this time scale is not much smaller than the lifetime of the system. Also, as pointed out in Ref.¹⁴⁶, the pressure computed from these simulations is smaller than that of an equilibrated QGP.

It was suggested by Baier et al.³⁴ that inelastic $2 \rightarrow 3$ scattering may provide the dominant mechanism driving the system towards equilibrium. Naive power counting suggests that this process is suppressed relative to elastic scattering by a power of α_s -however, the $2 \rightarrow 3$ process is more efficient in re-distributing momenta and changing particle number. This scenario for thermalization, termed “bottom-up” on account of our particular initial conditions, can be outlined briefly as follows. As we discussed previously, the classical fields can be linearized into partons for $\tau > (Q_s)^{-1}$. The parton distribution can be expressed as in Eq. 5.24 with the functional form of the distribution given in Eq. 5.25. This description, in weak coupling, is valid (parametrically) up to a proper time $\tau \sim (\alpha_s)^{-3/2}/Q_s$. This is the time at which, on account of the longitudinal expansion, the occupation number of partons $f < 1$. In a small slice in rapidity, $p_z \sim 1/\tau$ which is small for $\tau > 1/Q_s$. However, p_z is built up gradually through random multiple scattering: $p_z^2 = m_D^2 N_{coll}$, where m_D is the Debye mass and N_{coll} is the collision rate. Simple estimates of these give self-consistently $p_z \sim Q_s/(Q_s\tau)^{1/3}$. Thus even though p_z decreases with τ , it does so at a slower rate than given by free streaming. The occupation number of the hard gluons (with $p_\perp \sim Q_s$) is then

$$f = \frac{dN_h}{dz S_A Q_s^2 p_z} \approx \frac{Q_s^3}{\alpha_s (Q_s\tau)} \frac{1}{Q_s^2} \frac{(Q_s\tau)^{1/3}}{Q_s}, \quad (5.31)$$

which gives $f < 1$ for $\tau > \alpha_s^{-3/2}/Q_s$. This estimate was made assuming one had only elastic $2 \rightarrow 2$ scattering. There is also inelastic $2 \rightarrow 3$ scattering going on but the number of these soft gluons $N_s \ll N_h$ at these times. When $f < 1$, this inequality continues to hold but the soft

gluons begin to dominate the contribution to the Debye screening mass. One obtains $N_s \sim N_h$ at $Q_s \tau = (\alpha_s)^{-5/2}$.

For $Q_s \tau > (\alpha_s)^{-5/2}$, most of the gluons are soft. These collide frequently with each other and achieve an equilibrated distribution with a temperature T . However, there are still some hard gluons left which continue to transfer energy to the soft gluons thereby acting as a heat bath. Indeed, as a consequence, the temperature of the soft gluons increases linearly initially even though the system as a whole is expanding. The temperature finally stops increasing when the hard gluons have lost all their energy. This happens at a time $Q_s \tau = (\alpha_s)^{-13/5}$ at a temperature of $T = \alpha_s^{2/5} Q_s$. The temperature subsequently decreases as $\tau^{-1/3}$ as one would expect for a fluid undergoing one dimensional expansion.

The bottom-up scenario is an attractive one and the authors in Ref. ¹³⁴ have show that the centrality dependence of the RHIC experimental data can be fit successfully. Nevertheless, a fully successful application of the idea to phenomenology is still remote. For the various stages of this scenario to be realized, α_s must be very small-likely, much smaller than may be realized at RHIC and perhaps even LHC energies. In the bottom-up scenario itself, the final temperature and the equilibration time are not determined up to a constant-however this number can in principle be determined within the theoretical framework itself. A number that needs to be determined externally is the liberation coefficient c_N . As we described previously in section 5.2.3 and 5.2.4, we obtain $c_N = 0.3 - 0.5$ depending on what Q_s is. From empirical considerations, a larger value $c_N \sim 1$ is favored in the bottom-up picture ¹³⁴. Even for a favorable choice of parameters which fit the data, one finds $\tau_{equil} \approx R/2$ where $R = 6.8$ fm is the radius of a Gold nucleus. While still smaller than the size of the system, a necessary condition for thermalization, it is not smaller by a large enough margin to make it appear inevitable.

The long equilibration times discussed here are problematic for understanding the RHIC data on v_2 . Hydrodynamical models that fit the data require early thermalization times of $\tau_{equil} \sim 0.6$ fm. The v_2 generated by the CGC alone is not sufficient to explain the data. The correct way to treat the theoretical problem may be as follows. Hard modes with $k_{\perp} \geq \Lambda_s$ linearize on very short time scales $\tau \sim 1/Q_s$. Their subsequent evolution is treated incorrectly in the classical approach, which has them free streaming in the transverse plane. In actuality, as discussed here, they are scattering off each other via elastic $gg \rightarrow gg$ and inelastic $gg \leftrightarrow ggg$ collisions which drive them towards an isotropic distribution ³⁴. This dynamics would indeed provide an additional *pre-equilibrium* contribution to v_2 and is calculable. An effect to consider here would be the possible screening of infrared divergences in the hard scattering by the time dependent classical field. More complicated is the effect of these hard modes on the classical dynamics of the soft modes and on their possible modification of the contribution of the latter to v_2 .

One has here a little explored dynamical analog to the interplay of hard particle and soft classical modes in the kinetic theory of Hard Thermal Loops^{21,147}. The overlap between the classical field and Boltzmann pictures in this context has been discussed recently in Ref.³⁵. A practical issue of interest is to use the results of the classical field simulations as the initial input to parton cascade models which simulate the later stages of heavy ion collisions¹⁴⁸.

5.5. *p-A & Peripheral A-A collisions at RHIC and LHC*

Proton-Nucleus collisions at RHIC and LHC will provide an excellent probe of the properties of the CGC. Deuteron-Gold collisions with the center of mass energy of $\sqrt{s} = 200$ GeV/nucleon at RHIC started in January 2003 and Proton-Nucleus collisions are an important part of the program at the upcoming LHC collider at CERN⁸⁷. A big difference between p/D-A collisions and A-A collisions is that final state interactions are more important in the latter than in the former. Thus p/D-A collisions provide an important benchmark to disentangle novel phenomena such as the Quark Gluon Plasma, which arise as a consequence of strong final state interactions, from initial state phenomena which may result from the Color Gluon Condensate.

A case in point is the remarkable observation of the suppression of the single particle spectra, as a function of p_{\perp} , in Au-Au collisions relative to that in pp-collisions (per binary collision) at $\sqrt{s} = 130$ GeV/nucleon and 200 GeV/nucleon¹³⁷. An interpretation is that high p_{\perp} partons traversing a QGP suffer significant energy loss resulting in fewer high p_{\perp} partons¹⁴⁹. If correct, the observed suppression is evidence that a QGP has been created in high energy heavy ion collisions. In contrast, in p/D-Au collisions, it is argued that one will see the Cronin effect—the ratio of d-Au relative to pp-collisions will show an enhancement at moderate p_{\perp} , peaking at $p_{\perp} \sim 3 - 4$ GeV before going down to unity at larger p_{\perp} ¹³⁸. The argument is that energy loss in the “cold matter” of d-Au collisions is quite small and the p_{\perp} broadening due to multiple scattering causes the Cronin effect. On the other hand, if no Cronin effect is seen and a suppression is seen instead it may be an indication that initial state effects are responsible for the phenomenon in both d-Au and Au-Au collisions.

In this section, we will briefly summarize recent work on proton-nucleus collisions in the CGC framework. Proton-Nucleus collisions in this framework were first considered by Kovchegov and Mueller²⁷. The proton in this case was modelled by a gauge invariant gluonic current. They showed that one obtains a Glauber-type formula with a saturation scale Q_s (of the nucleus) for the inclusive gluon cross-section. The problem was looked at in more detail in Ref.⁴⁰. The problem of proton-nucleus scattering was considered in a manner sim-

ilar to the classical fields treatment of nuclear scattering^{29,30}, except now they introduced two saturation scales Q_{s1} and Q_{s2} for the nucleon and nucleus respectively with $Q_{s1} \ll Q_{s2}$. They were able to obtain analytical solutions for classical gluon production in the regions $k_{\perp} > Q_{s2} > Q_{s1}$ as well as for $Q_{s2} > k_{\perp} > Q_{s1}$. In the former, one obtains $dN/d^2k_{\perp}d^2b \propto Q_{s1}^2 Q_{s2}^2/k_{\perp}^4$ while in the latter case they obtained $dN/d^2k_{\perp}d^2b \propto Q_{s1}^2 \ln(k_{\perp}^2/Q_{s1}^2)/k_{\perp}^2$. In this latter regime, one is solving the classical equations to all orders in Q_{s2}^2/k_{\perp}^2 . No analytical solution is available for $k_{\perp} < Q_{s1} < Q_{s2}$, even when $k_{\perp} > \Lambda_{QCD}$. The classical problem discussed here can also be formulated numerically¹¹⁹. The k_{\perp} dependence of the two kinematical regions is seen clearly in the numerical result. It was also argued in Ref.⁴⁰ that since the rapidity distributions, for fixed k_{\perp} , in one or the other regime are so different, these rapidity distributions could be used to isolate the Renormalization Group (RG)-evolution of the partons in both the proton and the large nucleus.

The proton fragmentation region provides an excellent probe of the CGC. Final states measured in this region are produced by the scattering of high x partons in the proton off very small x partons in the nucleus. The scattering can be described as the convolution of the probability to find a quark in the proton $q(x_1, Q^2)$ times the probability for the quark to scatter off the classical field of the nucleus characterized by a saturation scale $Q_{s2}(x_2)$ ^{41,42}. As discussed in Ref.⁴⁰, the k_{\perp} distribution for this scattering is modified from the usual tree level pQCD distribution-this modified distribution, when convolved with the appropriate fragmentation functions will be reflected in hadronic final states^{41,150}. Electromagnetic final states such as photons and di-leptons are a particularly sensitive probe of saturation dynamics in the proton fragmentation region⁴². Interestingly, the modified p_{\perp} distributions lead to p_{\perp} broadening of the final state and the Cronin effect^{41,42}. This effect is also seen in other (dipole) models of saturation¹⁵¹.

Though the CGC picture gives rise to the Cronin effect (which can be represented by multiple scattering tree level diagrams), quantum effects in the wavefunction can modify this picture significantly. In sections 4.3 and 5.3 respectively, we discussed the CGC+geometric scaling mechanism which was first applied to understand the HERA DIS data and subsequently the suppression of p_{\perp} spectra of charged hadrons in Au-Au collisions at RHIC. In the geometric scaling regime, the anomalous dimensions for the evolution are very close to BFKL anomalous dimensions^{46,94}-this change in the anomalous dimensions (from the DGLAP one) is what causes the suppression of the p_{\perp} spectra in the initial state CGC scenario. A similar suppression must then persist in p/D-A collisions. In Ref.³⁹, it is predicted that the dependence of semi-hard processes on the number of participating nucleons of the nucleus

in D-A collisions will be $\sim (N_{part}^{Au})^{1/2}$. The number of participants are determined in the Glauber calculation of Kharzeev and Nardi³⁶. Thus more quantitatively, the suppression in D-Au collisions (relative to pp) at $\sqrt{s} = 200$ GeV/nucleon due to the geometric scaling initial state effect translates into a 25-30% of moderately high p_{\perp} particles in the top 15% centrality range. This conclusion will be modified by the Cronin final state scatterings of Refs.^{41,42}—these will change the behavior and one may even recover an enhancement. A quantitative calculation including both geometric scaling and final state scattering is urgently required.

Very recently, in Ref.¹⁵², quantitative predictions (along the lines of the qualitative ones in Ref.⁴⁰) were made for hadron multiplicities in Deuteron-Gold scattering at RHIC—in particular for the rapidity and centrality dependence. The results of the current Deuteron-Gold run should therefore help determine whether a Color Glass Condensate is formed already at the moderately high energies at RHIC.

An important part of the RHIC program is the study of peripheral nuclear collisions. Very intense electromagnetic fields are created at these energies and a variety of photon-photon and photon-Pomeron final states can be studied¹⁵³. Of particular interest to us is inclusive and diffractive $Q\bar{Q}$ -in the color field of a nucleus¹⁵⁴. The problem is analogous to the photo-production of heavy quark pairs in Deeply Inelastic Scattering. The transverse momentum and invariant mass distribution of quark pairs can be shown to depend sensitively on the saturation scale Q_s . Thus ultra-peripheral nuclear collisions provide an independent method to extract properties of Color Glass Condensate.

Acknowledgements

We would like to thank our colleagues and friends, J. P. Blaizot, A. Dumitru, E. Ferreira, F. Gelis, K. Itakura, J. Jalilian-Marian, D. Kharzeev, Y. Kovchegov, A. Krasnitz, A. H. Mueller, Y. Nara, D. Teaney and H. Weigert for their insights and collaborations over the years. We are especially grateful to L. McLerran whose approach to physics has had a large influence on our work in general and on this review in particular. R.V.'s research was supported by DE-AC02-98CH10886 and by the RIKEN-BNL Research Center.

References

1. P. A. Dirac, *Rev. Mod. Phys.* **21** (1949) 392.
2. L. Susskind, *Phys. Rev.* **165**, 1535 (1968).
3. S. J. Brodsky, H. C. Pauli and S. S. Pinsky, *Phys. Rept.* **301**, 299 (1998); R. Venugopalan, arXiv:nucl-th/9808023.
4. M. Froissart, *Phys. Rev.* **123** (1961) 1053.

5. A. Martin, *Nuovo Cimento* **42** (1966) 930; L. Lukaszuk and A. Martin, *Nuovo Cimento* **52** (1967) 122.
6. G. Sterman, *An Introduction to Quantum Field Theory*, Cambridge University Press, Cambridge, 1993; M.E. Peskin and D.V. Schroeder, *An Introduction to Quantum Field Theory*, Addison-Wesley, New York, 1995.
7. J. Breitweg et. al., *Eur. Phys. J.* **67**, 609 (1999) and references therein.
8. L.N. Lipatov, *Sov. J. Nucl. Phys.* **23** (1976), 338;
E.A. Kuraev, L.N. Lipatov and V.S. Fadin, *Sov. Phys. JETP* **45** (1977), 199;
Ya.Ya. Balitsky and L.N. Lipatov, *Sov. J. Nucl. Phys.* **28** (1978), 822.
9. J.R. Forshaw and D.A. Ross, *Quantum Chromodynamics and the Pomeron*, Cambridge University Press, Cambridge, 1997.
10. V.N. Gribov and L.N. Lipatov, *Sov. Journ. Nucl. Phys.* **15** (1972), 438; G. Altarelli and G. Parisi, *Nucl. Phys.* **B126** (1977), 298; Yu. L. Dokshitzer, *Sov. Phys. JETP* **46** (1977), 641.
11. L. V. Gribov, E. M. Levin, and M. G. Ryskin, *Phys. Rept.* **100** (1983) 1.
12. A. H. Mueller and Jian-wei Qiu, *Nucl. Phys.* **B268** (1986) 427.
13. J.-P. Blaizot and A. H. Mueller, *Nucl. Phys.* **B289** (1987) 847.
14. L. McLerran and R. Venugopalan, *Phys. Rev.* **D49** (1994) 2233; *ibid.* **49** (1994) 3352; *ibid.* **50** (1994) 2225; A. Ayala, J. Jalilian-Marian, L. D. McLerran and R. Venugopalan, *Phys. Rev. D* **52**, 2935 (1995); *ibid.* **53**, 458 (1996).
15. A. H. Mueller, *Nucl. Phys.* **B558** (1999), 285.
16. E. Iancu and L. McLerran, *Phys. Lett.* **B510** (2001) 145.
17. L. McLerran, *The color glass condensate and small x physics: 4 lectures*, Lectures at 40th Internationale Universitatswochen fuer Theoretische Physik: Dense Matter (IUKT 40), Schladming, Austria, 3-10 Mar 2001, hep-ph/0104285.
18. E. Levin, *Saturation at low x*, hep-ph/0105205.
19. A. H. Mueller, *Parton Saturation—An Overview*, hep-ph/0111244, in *QCD Perspectives on Hot and Dense Matter*, NATO Science Series, Kluwer, 2002.
20. E. Iancu, A. Leonidov and L. McLerran, *The Colour Glass Condensate: An Introduction*, hep-ph/0202270, in *QCD Perspectives on Hot and Dense Matter*, NATO Science Series, Kluwer, 2002; E. Iancu, hep-ph/0210236, invited talk, Quark Matter 2002, Nantes, France, 18–24 July 2002.
21. J.-P. Blaizot and E. Iancu, *Phys. Rept.* **359**, 355 (2002).
22. J. Jalilian-Marian, A. Kovner, A. Leonidov and H. Weigert, *Nucl. Phys.* **B504** (1997), 415; *Phys. Rev.* **D59** (1999), 014014.
23. E. Iancu, A. Leonidov and L. McLerran, *Nucl. Phys.* **A692** (2001) 583; *Phys. Lett.* **B510** (2001) 133; E. Ferreira, E. Iancu, A. Leonidov and L. McLerran, *Nucl. Phys.* **A703** (2002) 489.
24. J. D. Bjorken, *Phys. Rev.* **D27**, 140 (1983).
25. Yu.V. Kovchegov, *Phys. Rev.* **D54** (1996), 5463; *Phys. Rev.* **D55** (1997), 5445.
26. J. Jalilian-Marian, A. Kovner, L. McLerran and H. Weigert, *Phys. Rev.* **D55** (1997), 5414.
27. Yu.V. Kovchegov and A.H. Mueller, *Nucl. Phys.* **B529** (1998), 451.
28. D. Y. Grigoriev, V. A. Rubakov and M. E. Shaposhnikov, *Nucl. Phys. B*

- 326**, 737 (1989); J. Ambjorn and A. Krasnitz, *Phys. Lett. B* **362**, 97 (1995); G. D. Moore, *Phys. Lett. B* **412**, 359 (1997).
29. A. Kovner, L. McLerran and H. Weigert, *Phys. Rev* **D52** 3809 (1995); **D52** 6231 (1995).
30. A. Krasnitz and R. Venugopalan, hep-ph/9706329, hep-ph/9808332; *Nucl. Phys.* **B557** 237 (1999).
31. A. Krasnitz and R. Venugopalan, *Phys. Rev. Lett.* **84** (2000), 4309.
32. A. Krasnitz and R. Venugopalan, *Phys. Rev. Lett.* **86** (2001) 1717.
33. A. Krasnitz, Y. Nara, and R. Venugopalan, *Phys. Rev. Lett.* **87** (2001) 192302.
34. R. Baier, A.H. Mueller, D. Schiff and D.T. Son, *Phys. Lett.* **B502** (2001) 51.
35. A. H. Mueller and D. T. Son, arXiv:hep-ph/0212198.
36. D. Kharzeev, M. Nardi, *Phys. Lett.* **B507** (2001) 121.
37. D. E. Kharzeev, E. Levin, *Phys. Lett.* **B523** (2001) 79; D. Kharzeev, E. Levin and M. Nardi, arXiv:hep-ph/0111315.
38. L. McLerran, J. Schaffner-Bielich, *Phys. Lett.* **B514** (2001) 29; J. Schaffner-Bielich, D. Kharzeev, L. McLerran and R. Venugopalan, *Nucl. Phys. A* **705**, 494 (2002).
39. D. Kharzeev, E. Levin and L. McLerran, arXiv:hep-ph/0210332.
40. A. Dumitru and L. D. McLerran, *Nucl. Phys. A* **700**, 492 (2002).
41. A. Dumitru and J. Jalilian-Marian, *Phys. Rev. Lett.* **89**, 022301 (2002).
42. F. Gelis and J. Jalilian-Marian, *Phys. Rev. D* **66**, 014021 (2002).
43. K. Golec-Biernat and M. Wüsthoff, *Phys. Rev.* **D59** (1999), 014017; *ibid.* **D60** (1999), 114023; *Eur. Phys. J.* **C20** (2001) 313.
44. D. N. Triantafyllopoulos, *Nucl. Phys. B* **648**, 293 (2003).
45. A. M. Stasto, K. Golec-Biernat and J. Kwiecinski, *Phys. Rev. Lett.*, **86**, 596 (2001).
46. E. Iancu, K. Itakura and L. McLerran, *Nucl. Phys. A* **708**, 327 (2002); arXiv:hep-ph/0205198.
47. J. D. Bjorken, J. B. Kogut and D. E. Soper, *Phys. Rev. D* **3**, 1382 (1971).
48. A. H. Mueller, *Nucl. Phys.* **B415** (1994), 373; *ibid.* **B437** (1995), 107; A. H. Mueller and B. Patel, *Nucl. Phys. B* **425**, 471 (1994).
49. C. S. Lam and G. Mahlon, *Phys. Rev.* **D62** (2000) 114023; *ibid.* **D64** (2001) 016004.
50. R. V. Gavai and R. Venugopalan, *Phys. Rev.* **D54**, 5795 (1996).
51. J. Jalilian-Marian, S. Jeon and R. Venugopalan, *Phys. Rev. D* **63**, 036004 (2001).
52. I. Balitsky, *Nucl. Phys.* **B463** (1996), 99; *High-energy QCD and Wilson lines*, hep-ph/0101042.
53. Yu. V. Kovchegov, *Phys. Rev.* **D60** (1999), 034008; *ibid.* **D61** (2000), 074018.
54. J. Jalilian-Marian, A. Kovner and H. Weigert, *Phys. Rev.* **D59** (1999), 014015; A. Kovner, J. G. Milhano and H. Weigert, *Phys. Rev.* **D62** (2000), 114005.
55. H. Weigert, *Nucl. Phys.* **A703** (2002) 823.
56. A. H. Mueller, *Phys. Lett.* **B523** (2001) 243.
57. A. H. Mueller, *Nucl. Phys.* **B335** (1990) 115.
58. N.N. Nikolaev and B.G. Zakharov, *Z. Phys.* **C49** (1991) 607, *ibid.* **C53** (1992)

- 331.
59. L. D. McLerran and R. Venugopalan, *Phys. Rev. D* **59**, 094002 (1999); R. Venugopalan, *Acta Phys. Polon.* **B30** (1999) 3731.
 60. W. Buchmuller, M.F. McDermott and A. Hebecker, *Nucl. Phys.* **B487** (1997) 283, Erratum-ibid. **B500** (1997) 621.
 61. M. Braun, *Eur. Phys. J.* **C16** (2000) 337.
 62. I. Balitsky and A. V. Belitsky, *Nucl. Phys. B* **629**, 290 (2002).
 63. J. P. Blaizot, E. Iancu and H. Weigert, *Nucl. Phys.* **A713**, 441 (2003).
 64. I. Balitsky, *Phys. Lett.* **B518** (2001) 235.
 65. E. Levin and K. Tuchin, *Nucl. Phys.* **B573** (2000), 833; *Nucl.Phys.* **A691** (2001) 779.
 66. N. Armesto and M. Braun, *Eur. Phys. J.* **C20** (2001) 517.
 67. M. Lublinsky, E. Gotsman, E. Levin, and U. Maor, *Nucl. Phys. A* **696**, 851 (2001); arXiv:hep-ph/0209074; E. Levin and M. Lublinsky, *Nucl. Phys. A* **696**, 833 (2001); *Phys. Lett.* **B521** (2001) 233; M. Lublinsky, *Eur. Phys. J.* **C21** (2001) 513.
 68. K. Golec-Biernat, L. Motyka, and A. M. Stasto, *Phys. Rev. D* **65**, 074037 (2002).
 69. E. Iancu, K. Itakura and L. McLerran, arXiv:hep-ph/0212123.
 70. A. H. Mueller, *Phys. Lett. B* **396**, 251 (1997).
 71. A. Hebecker and H. Weigert, *Phys. Lett.* **B432** (1998) 215.
 72. A. L. Ayala, M. B. Gay Ducati and E. M. Levin, *Nucl. Phys. B* **493**, 305 (1997).
 73. J. Bartels, K. Golec-Biernat and H. Kowalski, *Phys. Rev. D* **66**, 014001 (2002).
 74. E. Gotsman, E. Levin, M. Lublinsky, U. Maor, E. Naftali and K. Tuchin, *J. Phys. G* **27**, 2297 (2001); E. Gotsman, E. Levin, M. Lublinsky and U. Maor, arXiv:hep-ph/0209074.
 75. L. Frankfurt, V. Guzey, M. McDermott and M. Strikman, *Phys. Rev. Lett.* **87**, 192301 (2001).
 76. S. Munier, A. M. Staśto, and A.H. Mueller, *Nucl. Phys.* **B603** (2001) 427.
 77. J. Bartels, E. Gotsman, E. Levin, M. Lublinsky and U. Maor, arXiv:hep-ph/0212284.
 78. W. Heisenberg, *Z. Phys.* **133** (1952) 65.
 79. E.M. Levin and M.G. Ryskin, *Phys. Rept.* **189** (1990) 267.
 80. E. Ferreiro, E. Iancu, K. Itakura and L. McLerran, *Nucl. Phys. A* **710**, 373 (2002).
 81. J.R. Cudell et al, *Phys. Rev.* **D65** (2002) 074024.
 82. M. Kozlov and E. Levin, hep-ph/0211348; S.Bondarenko, M.Kozlov, and E.Levin, hep-ph/0303118.
 83. A. Kovner and U.A. Wiedemann, *Phys. Rev.* **D66** (2002) 034031.
 84. L. L. Frankfurt and M. I. Strikman, *Phys. Rept.* **160**, 235 (1988).
 85. V. N. Gribov, *Sov. Phys.* **29**, 483 (1969); L. Frankfurt, V. Guzey and M. Strikman, *J. Phys.* **G27**, R23 (2001).
 86. A. Capella, A. Kaidalov, C. Merino, D. Pertermann and J. Tran Thanh Van, *Eur. Phys. J.* **C5**, 111 (1998).

87. CERN Yellow Report on pA collisions at the LHC, in preparation.
88. K. J. Eskola, V. J. Kolhinen and C. A. Salgado, *Eur. Phys. J.* **C9**, 61 (1999).
89. M. Hirai, S. Kumano and M. Miyama, *Phys. Rev. D* **64**, 034003 (2001).
90. K. J. Eskola, H. Honkanen, V. J. Kolhinen and C. A. Salgado, *Phys. Lett. B* **532**, 222 (2002)
91. J. Jalilian-Marian and X. Wang, *Phys. Rev. D* **60**, 054016 (1999).
92. E. Levin and M. Lublinsky, *Nucl. Phys. A* **712**, 95 (2002).
93. A. Freund, K. Rummukainen, H. Weigert and A. Schafer, arXiv:hep-ph/0210139.
94. A. H. Mueller and D. N. Triantafyllopoulos, *Nucl. Phys. B* **640**, 331 (2002).
95. A. H. Mueller, arXiv:hep-ph/0301109.
96. V.S. Fadin and L.N. Lipatov, *Phys. Lett.* **B429** (1998) 127; G. Camici and M. Ciafaloni, *Phys. Lett.* **B430** (1998) 349.
97. G.P. Salam, *JHEP* **9807** (1998) 19; M. Ciafaloni, D. Colferai, *Phys. Lett.* **B452** (1999) 372; M. Ciafaloni, D. Colferai, and G.P. Salam, *Phys. Rev.* **D60** (1999) 114036.
98. A. H. Mueller, *Nucl. Phys.* **B643** (2002) 501.
99. M. Arneodo et al., in Proceedings of *Future Physics at HERA*, DESY, September 25th–26th, 1995, hep-ph/9610423.
100. See, for instance, proceedings of the 2nd eRHIC workshop, Yale University, April 2001, BNL report, BNL-52592. For more details on EIC, see <http://www.bnl.gov/EIC>.
101. R. Venugopalan, AIP Conf. Proc. **588**, 121 (2001) [arXiv:hep-ph/0102087].
102. A. Zee, F. Wilczek, and S. B. Treiman, *Phys. Rev. D* **10**, 2881 (1974).
103. J. Bartels, K. Golec-Biernat and K. Peters, *Eur. Phys. J.* **C17**, 121 (2000).
104. A. Berera and D. E. Soper, *Phys. Rev. D* **53**, 6162 (1996); L. Trentadue and G. Veneziano, *Phys. Lett.* **B323**, 201 (1994).
105. J. C. Collins, *Phys. Rev. D* **57**, 3051 (1998).
106. E. Levin and U. Maor, hep-ph/0009217.
107. S. J. Brodsky, L. Frankfurt, J. F. Gunion, A. H. Mueller and M. Strikman, *Phys. Rev.* **D 50**, 3134 (1994); B. Z. Kopeliovich, J. Nemchick, N. N. Nikolaev and B. G. Zakharov, *Phys. Lett.* **B324**, 469 (1994).
108. L. Frankfurt and M. Strikman, *Phys. Lett.* **B382** (1996) 6.
109. Y. V. Kovchegov and L. D. McLerran, *Phys. Rev. D* **60**, 054025 (1999), [Erratum-ibid. *D 62*, 019901 (2000)].
110. A. C. Caldwell and M. S. Soares, hep-ph/0101085.
111. Y. V. Kovchegov, E. Levin and L. D. McLerran, *Phys. Rev. C* **63**, 024903 (2001); L. Frankfurt and M. Strikman, *Phys. Rev. Lett.* **382**, 6 (1996).
112. M. Strikman, M. G. Tverskoi and M. B. Zhalov, *Phys. Lett.* **B459**, 37 (1999).
113. B. Blättel, G. Baym, L.L. Frankfurt, and M. Strikman, *Phys. Rev. Lett.* **70**, 896 (1993).
114. Y. V. Kovchegov, *Nucl. Phys. A* **692**, 557 (2001).
115. Y. V. Kovchegov and D. H. Rischke, *Phys. Rev.* **C56** (1997) 1084.
116. M. Gyulassy and L. McLerran, *Phys. Rev.* **C56** (1997) 2219.
117. J. F. Gunion and G. Bertsch, *Phys. Rev. D* **25**, 746 (1982).

118. A. Krasnitz, Y. Nara and R. Venugopalan, Phys. Lett. B **554**, 21 (2003).
119. A. Krasnitz, Y. Nara and R. Venugopalan, Nucl. Phys. A **717**, 268 (2003); arXiv:hep-ph/0209341.
120. A. Krasnitz, Y. Nara and R. Venugopalan, unpublished.
121. T. Lappi, arXiv:hep-ph/0303076.
122. A. Krasnitz, Y. Nara and R. Venugopalan, in preparation.
123. A. H. Mueller, arXiv:hep-ph/0206216.
124. D. Kharzeev, A. Krasnitz and R. Venugopalan, Phys. Lett. B **545**, 298 (2002).
125. D. Kharzeev, R. D. Pisarski and M. H. Tytgat, Phys. Rev. Lett. **81**, 512 (1998); D. Kharzeev and R. D. Pisarski, Phys. Rev. D **61**, 111901 (2000).
126. J.-Y. Ollitrault, Phys. Rev. **D46**, 229 (1992).
127. S. Voloshin and Y. Zhang, Z. Phys. **C70**, 665 (1996); A.M. Poskanzer and S. Voloshin, Phys. Rev. **C58**, 1671 (1998).
128. H. Sorge, Phys. Rev. Lett. **78**, 2309 (1997); Phys. Rev. Lett. **82**, 2048 (1999).
129. *Preliminary* STAR data on centrality dependence of v_2 -we thank R. J. Snellings for providing us with the data.
130. D. Teaney and R. Venugopalan, Phys. Lett. B **539**, 53 (2002).
131. K. Adcox *et al.* [PHENIX Collaboration], Phys. Rev. Lett. **86**, 3500 (2001).
132. B. B. Back *et al.* [PHOBOS Collaboration], Phys. Rev. C **65**, 031901 (2002).
133. K. Adcox *et al.* [PHENIX Collaboration], Phys. Rev. Lett. **87**, 052301 (2001).
134. R. Baier, A. H. Mueller, D. Schiff and D. T. Son, Phys. Lett. B **539**, 46 (2002).
135. R. C. Hwa and C. B. Yang, arXiv:nucl-th/0301004; arXiv:nucl-th/0302006.
136. M. A. Braun, F. Del Moral and C. Pajares, Phys. Rev. C **65**, 024907 (2002); E. G. Ferreira, F. del Moral and C. Pajares, arXiv:hep-ph/0303137; H. Satz, Lectures given at International School of Physics "Enrico Fermi": Course 153: From Nuclei and Their Constituents to Stars, Varenna, Lake Como, Italy, 6-16 Aug 2002, arXiv:hep-ph/0212046.
137. S. Mioduszewski [PHENIX Collaboration], arXiv:nucl-ex/0210021; G. J. Kunde [STAR Collaboration], arXiv:nucl-ex/0211018.
138. M. Gyulassy, I. Vitev, X. N. Wang and B. W. Zhang, arXiv:nucl-th/0302077.
139. STAR Collaboration, K.H. Ackermann *et al.*, Phys. Rev. Lett. **86**, 402, (2001).
140. S. A. Voloshin, arXiv:nucl-th/0202072.
141. N. Borghini, P. M. Dinh and J. Y. Ollitrault, Phys. Rev. C **64**, 054901 (2001); Phys. Rev. C **63**, 054906 (2001).
142. Y. V. Kovchegov and K. L. Tuchin, Nucl. Phys. A **708**, 413 (2002).
143. P.F.Kolb, P. Huovinen, U. Heinz, and H. Heiselberg, Phys. Lett. **B500**, 232 (2001); D. Teaney, J. Lauret and E. V. Shuryak, Phys. Rev. Lett. **86**, 4783 (2001).
144. A. H. Mueller, Nucl. Phys. **B572** (2000) 227; Phys. Lett. **B475** 220 (2000).
145. J. Bjorker and R. Venugopalan, Phys. Rev. **C63** 024609 (2001); J. Serreau and D. Schiff, JHEP **0111**, 039 (2001).
146. A. Dumitru and M. Gyulassy, Phys. Lett. **B494**, 215 (2000).

147. J. Jalilian-Marian, S. Jeon, R. Venugopalan and J. Wirstam, *Phys. Rev. D* **62**, 045020 (2000).
148. S. A. Bass, B. Muller and D. K. Srivastava, arXiv:nucl-th/0207042; D. Molnar and M. Gyulassy, *Phys. Rev. C* **62**, 054907 (2000); Y. Nara, S. E. Vance and P. Csizmadia, *Phys. Lett. B* **531**, 209 (2002).
149. R. Baier, D. Schiff and B. G. Zakharov, *Ann. Rev. Nucl. Part. Sci.* **50**, 37 (2000).
150. J. T. Lenaghan and K. Tuominen, arXiv:hep-ph/0208007.
151. J. Raufeisen, arXiv:hep-ph/0301052; B. Z. Kopeliovich, J. Raufeisen and A. V. Tarasov, *Phys. Lett. B* **503**, 91 (2001); *Phys. Rev. C* **62**, 035204 (2000).
152. D. Kharzeev, E. Levin and M. Nardi, arXiv:hep-ph/0212316.
153. G. Baur, K. Hencken, D. Trautmann, S. Sadovsky and Y. Kharlov, *Phys. Rept.* **364**, 359 (2002).
154. F. Gelis and A. Peshier, *Nucl. Phys. A* **697**, 879 (2002); *Nucl. Phys. A* **707**, 175 (2002).