

# Ultra High Energy Cosmic Rays, Z-Shower and Neutrino Astronomy by Horizontal-Upward Tau Air-Showers<sup>a</sup>

Daniele Fargion

*Physics department, Università degli studi "La Sapienza", Piazzale Aldo Moro 5, 00185 Roma, Italy*

*INFN Roma, Istituto Nazionale di Fisica Nucleare, Italy*

E-mail:daniele.fargion@roma1.infn.it

## ABSTRACT

Ultra High Cosmic Rays (UHECR) Astronomy may be correlated to a primary parental Neutrino Astronomy: indeed any far BL Lac Jet or GRB, sources of UHECR, located at cosmic edges, may send its signal, overcoming the severe GZK cut-off, by help of UHE ZeV energetic neutrino primary. These UHE  $\nu$  scattering on relic light ones (spread on wide Hot Local Groups Halos) maybe fine-tuned

$$E_\nu = \frac{M_Z^2}{2m_{\bar{\nu}}} \simeq 4 \cdot 10^{22} eV \cdot \frac{0.1eV}{m_{\bar{\nu}}}$$

to combine at once the observed light neutrino masses and UHECR spectra, leading to a relativistic Z-Shower in Hot Dark Halos (tens Mpc wide) whose final nuclear component traces the UHECR event on Earth. Therefore UHECR (with no longer constrains) may point to far BL Lac sources. This Z-Burst (Z-Shower) model calls for large neutrino fluxes. Even if Nature do not follow the present Z-model, UHECR while being cut-off by Big Bang Radiation, must produce a minimal UHE neutrino flux, the GZK neutrino secondaries. For both reasons such UHE Neutrino Astronomy must be tested on Earth. Lowest High Energy Astronomy is searched by AMANDA, ANTARES underground detectors by muons tracks. We suggest a complementary higher energy Neutrino Tau Astronomy inducing Horizontal and Upward Tau AirShowers. Possible early evidence of such a New Neutrino UPTAUs (Upward Tau Showers at PeVs energies) Astronomy may be in BATSE records of Upward Terrestrial Gamma Flashes. Future signals must be found in detectors as EUSO, seeking Upward-Horizontal events: indeed even minimal, guaranteed, GZK neutrino fluxes may be observed if EUSO threshold reaches  $10^{19}$  eV by enlarging (3 meter) its telescope size.

---

<sup>a</sup>Invited talk at the X International Workshop on Neutrino Telescopes, Venice, Italy, March 11-14, 2003.

---

## 1. Introduction: UHECR, GZK and Neutrino by EUSO $\nu$

Ultra High Cosmic Ray, UHECR, may find a solution of their GZK cut-off by Z-Shower model. Light relic neutrino masses in hot halos may be the natural calorimeter able to capture far distant signals in Z-Showers. The Ultra High Energy UHE neutrino necessary large flux maybe observed on Earth by a new Tau Astronomy. The same UHE Neutrino may interact on Mountain Chains or Earth Crust leading to UHE Tau whose decay in flight may be widely observed. These effects may come as an as-symmetric Horizontal Showering from the Ande mountain Chain toward AUGER or by Horizontal showers flashing upward to new Mountain Observatory or present and future Gamma Detectors in Space. Possibly upcoming Tau Showers (UPTAUs) may already blaze the most sensible GRO Observatory, on Space last decade, leading to first evidence of Neutrino Astronomy hidden in observed Up-going Terrestrial Gamma Flashes, by BATSE experiment. Also Horizontal Tau Showers (HORTAUs), at higher energies may hit the satellite from the Horizons. Indeed we found possibly early signals in correlation with EeV galactic anisotropy discovered by AGASA. Their signals are just at the edge of present AMANDA II thresholds. Therefore they may already confirm (within a year) these UPTAUs and HORTAUs fluxes and sources. There is more and more expectation also on EUSO outcoming project. This experiment, while monitoring at dark, downward to the Earth, a wide atmosphere layers, may discover, among common downward Ultra High Energy Cosmic Rays, UHECR showers, also first High Energy Neutrino-Induced Showers. These events are either originated in Air (EUSO Field of View) or within a widest Earth Crust ring crown leading to ultra high energy Tau whose decay in flight produce up-ward and horizontal showers. Upward PeVs neutrinos, born on air and more probably within a thin Earth Crust layer, may shower rarely and blaze to the EUSO detectors. Other higher energy neutrino may cross horizontally hitting either the Earth Atmosphere or the Earth Crust: most of those vertical downward neutrinos, interacting on air, should be drown in the dominant noise of downward UHECR showers. The effective target Masses originating HORTAUs seen by EUSO may reach (on sea), for most realistic regime ( at energy  $E_{\nu_\tau} = 1.2 \cdot 10^{19}$  eV) a huge ring volume  $\simeq 2360$   $km^3$ . The consequent HORTAUS event rate (even at 10% EUSO duty cycle lifetime) may deeply test the expected Z-Burst models by at least a hundred of yearly events. However, even rarest but inescapable GZK neutrinos (secondary of photopion production of observed cosmic UHECR) should be discovered in a dozen of horizontal upward shower events; in this view an extension of EUSO detectability up to  $\sim E_\nu \geq 10^{19}$ eV threshold is mandatory. A wider collecting EUSO telescope (3m diameter) should be considered. Indeed the very possible discover of an UHECR astronomy, the solution of the GZK paradox, the very urgent rise of an UHE neutrino astronomy are among

the main goals of EUSO project. This advanced experiment in a very near future will encompass AGASA-HIRES and AUGER and observe for highest cosmic ray showers on Earth Atmosphere recording their tracks from International Space Station by Telescope facing dawn-ward the Earth. Most of the scientific community is puzzled by the many mysteries of UHECRs: their origination because of their apparent isotropy, is probably extragalactic. Indeed the UHECR spectra injection above  $10^{19}\text{eV}$  seems to be indebted to extra-galactic components. However the UHECR events are not clustered to any nearby AGN, QSRs or Known GRBs within the narrow (10-30 Mpc radius) volume defined by the cosmic  $2.75 K^\circ$  proton drag viscosity (the so called GZK cut-off <sup>26)41)</sup>). The recent doublets and triplets clustering found by AGASA seem to favor compact object (as AGN) over more exotic topological relic models, mostly fine tuned in mass (GUT, Planck one) and time decay rate to fit all the observed spectra. However the missing AGN within a GZK volume is wondering. A possible remarkable correlation recently shows that most of the UHECR event cluster point toward BL Lac sources <sup>25)</sup>.

## 2. UHECR above GZK by Z-Burst

This correlation favors a cosmic origination for UHECRs, well above the near GZK volume. In this frame a relic neutrino mass <sup>6), 35)</sup>  $m_\nu \simeq 0.4 \text{ eV}$  or ( $m_\nu \simeq 0.1 \div 5 \text{ eV}$ ) may solve the GZK paradox <sup>8), 9), 40), 39), 15), 22)</sup> overcoming the proton opacity being ZeV UHE neutrinos transparent (even from cosmic edges to cosmic photon Black Body drag) while interacting in resonance with relic neutrinos masses in dark halos (Z-burst or Z-WW showering models). The light relic neutrinos are the target (the calorimeter) where UHE  $\nu$  ejected by distant (above GZK cut-off) sources may hit and convert (via Z boson production and decay) their energy into nuclear UHECR.

These light neutrino masses do not solve the galactic or cosmic dark matter problem but it is well consistent with old and recent solar neutrino oscillation evidences <sup>24), 23), 2)</sup> and most recent claims by KamLAND <sup>29)</sup> of anti-neutrino disappearance (all in agreement within a Large Mixing Angle neutrino model and  $\Delta m_\nu^2 \sim 7 \cdot 10^{-5} \text{ eV}^2$ ); these light masses are also in agreement with atmospheric neutrino mass splitting ( $\Delta m_\nu \simeq 0.07 \text{ eV}$ ) and in fine tune with more recent neutrino double beta decay experiment mass claim  $m_\nu \simeq 0.4 \text{ eV}$  <sup>30)</sup>. In this Z-WW Showering for light neutrino mass models large fluxes of UHE  $\nu$  are necessary, <sup>9), 39)15), 22), 28)</sup> or higher than usual gray-body spectra of target relic neutrino or better clustering are needed <sup>15)36)</sup>: indeed a heaviest neutrino mass  $m_\nu \simeq 1.2 - 2.2 \text{ eV}$  while still being compatible with known bounds (but marginally with more severe WMAP indirect limits), might better gravitationally cluster leading to denser dark local-galactic halos and lower neutrino fluxes <sup>15)36)</sup>. It should be remarked that in this frame the main processes leading to UHECR above GZK are mainly the WW-ZZ and the t-channel interac-

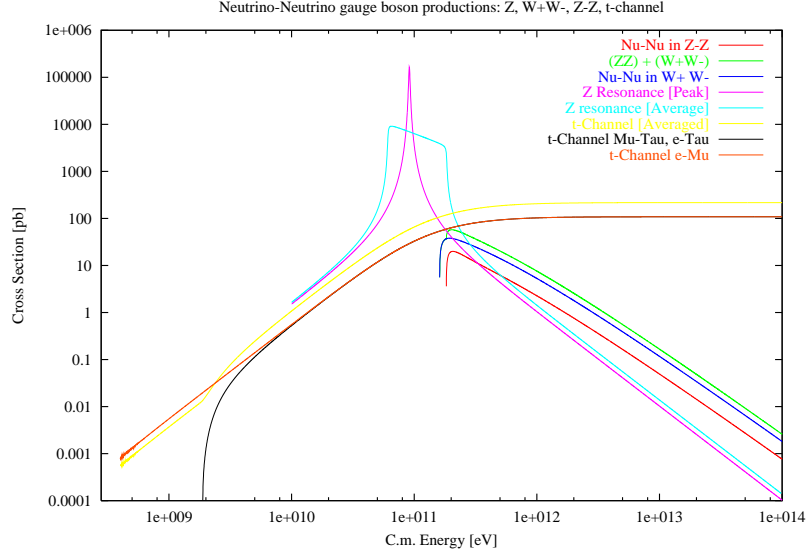


Figure 1: The neutrino-relic neutrino cross-sections at center of mass energy. The Z-peak energy will be smoothed into the inclined-tower curve, while the WW and ZZ channel will guarantee a Showering also above a  $2eV$  neutrino masses. The presence of t-channel plays a role in electromagnetic showering at all energies above the Z-peak.

tions<sup>9), 15)</sup>. These expected UHE neutrino fluxes might and must be experienced in complementary and independent tests.

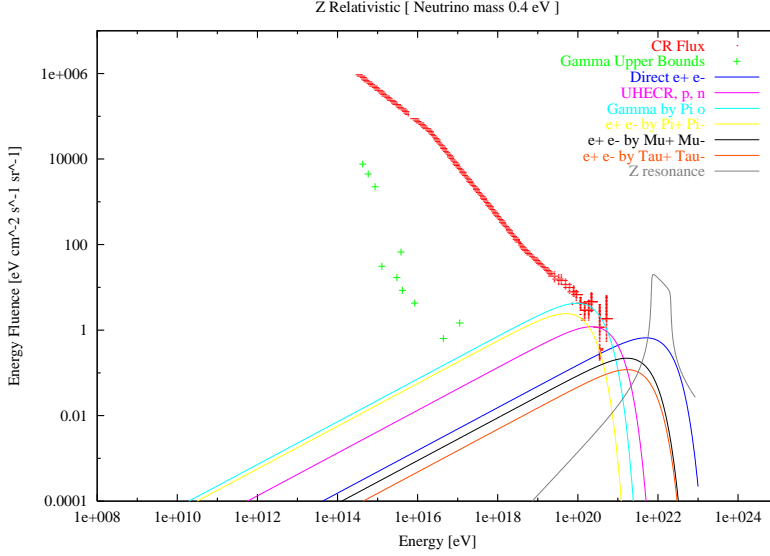


Figure 2: Z-Showering Energy Flux distribution for different channels assuming a light (fine tuned) relic neutrino mass  $m_\nu = 0.4eV$ . The total detailed energy percentage distribution into neutrino, protons, neutral and charged pions and consequent gamma, electron pair particles both from hadronic and leptonic  $Z, WW, ZZ$  channels. We also calculated the electro-magnetic contribution due to the t-channel  $\nu_i\nu_j$  interactions as described in previous figure. Most of the  $\gamma$  radiation will be degraded around PeV energies by  $\gamma\gamma$  pair production with cosmic 2.75 K BBR, or with cosmic radio background. The electron pairs instead, are relics of charged pions losing energies into synchrotron radiation. Note that the nucleon injection energy fits the present AGASA data a corresponding tiny neutrino mass  $m_\nu \simeq 0.4eV$ , Lighter neutrino masses are able to modulate UHECR at higher energies

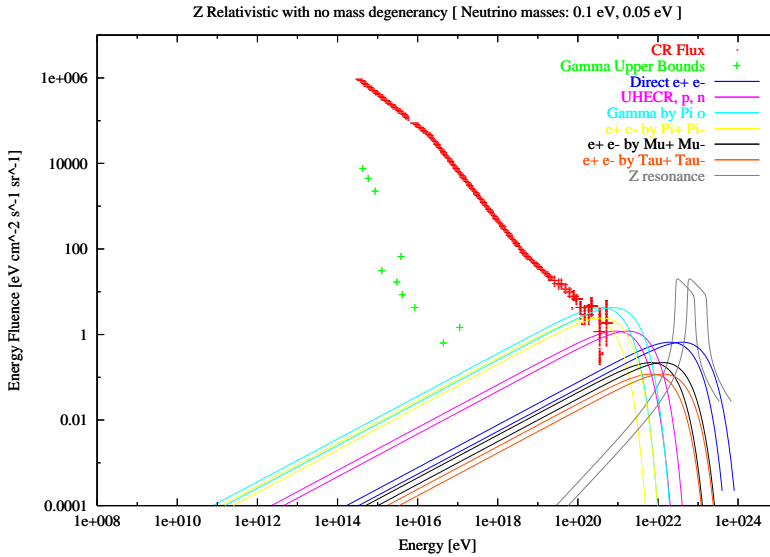


Figure 3: Z-Showering Energy Flux distribution for different channels assuming a non degenerated twin light relic neutrino masses near atmospheric splitting mass values  $m_\nu = 0.1eV, m_\nu = 0.05eV$  able to partially fill the highest  $10^{20}eV$  cosmic ray edges.

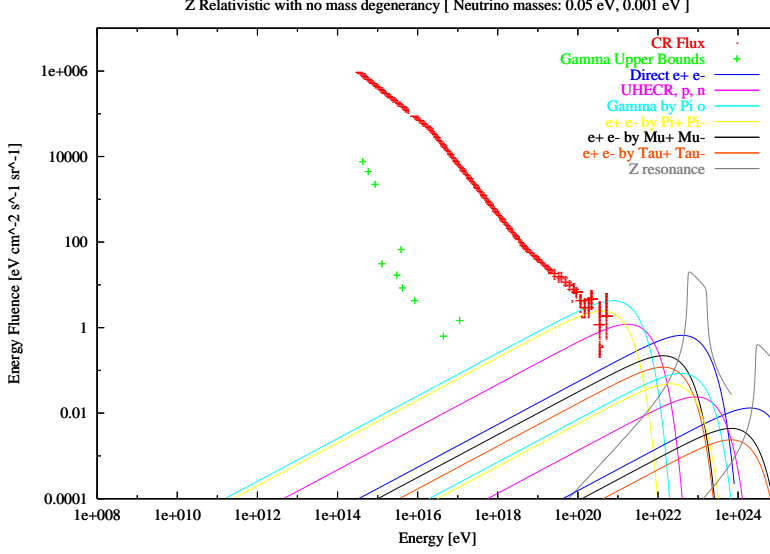


Figure 4: Z-Showering Energy Flux distribution for different channels assuming a lightest relic neutrino mass  $m_\nu = 0.05eV$  (atmospheric neutrino mass),  $m_\nu = 0.001eV$  ( just a small fraction (a seventh part) of the minimal solar neutrino mass split) able to partially fill the highest  $10^{20}eV$  cosmic ray edges. Note that here a realistic suppression for lightest neutrino density has been assumed.

### 3. A new UHE $\nu$ Astronomy by the $\tau$ Showering

While longest  $\mu$  tracks in  $km^3$  underground detector have been, in last three decades, the main searched UHE neutrino signal, Tau Air-showers by UHE neutrinos generated in Mountain Chains or within Earth skin crust at Pevs up to GZK ( $> 10^{19}$  eV) energies have been recently proved to be a new powerful amplifier in Neutrino Astronomy (14) (10) (5) (32) (21). This new Neutrino  $\tau$  detector will be (at least) complementary to present and future, lower energy,  $\nu$  underground  $km^3$  telescope projects (from AMANDA, Baikal, ANTARES, NESTOR, NEMO, IceCube). In particular Horizontal Tau Air shower may be naturally originated by UHE  $\nu_\tau$  at GZK energies crossing the thin Earth Crust at the Horizon showering far and high in the atmosphere (10) (12) (13) (5) (21). UHE  $\nu_\tau$  are abundantly produced by flavour oscillation and mixing from muon (or electron) neutrinos, because of the large galactic and cosmic distances respect to the neutrino oscillation ones (for already known neutrino mass splitting). Therefore EUISO may observe many of the above behaviours and it may constrain among models and fluxes and it may also answer open standing questions. We will briefly enlist, in this presentation, the main different signatures and rates of UHECR versus UHE  $\nu$  shower observable by EUISO at 10% duty cycle time within a 3 year record period, offering a more accurate estimate of their signals.

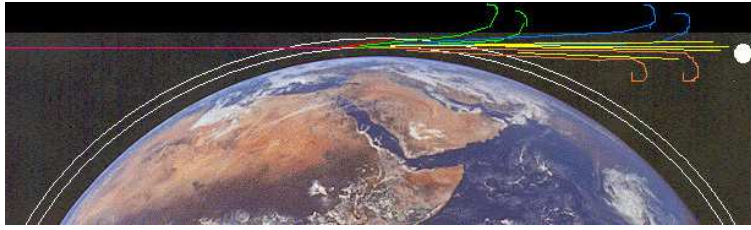


Figure 5: A very schematic Horizontal High Altitude Shower (HIAS); its fan-like imprint is due to geo-magnetic bending of charged particles at high quota ( $\sim 44km$ ). The Shower may point to a satellite as old gamma GRO-BATSE detectors or very recent Beppo-Sax, Integral, HETE, Chandra or future Agile and Swift ones. The HIAS Showers is open and forked in five (or three or at least two main component): ( $e^+$ ,  $e^-$ ,  $\mu^+$ ,  $\mu^-$ ,  $\gamma$ , or just positive-negative); these multi-finger tails may be seen as split tails by EUSO.




Figure 6: As above Horizontal Upward Tau Air-Shower (HORTAUS) originated by UHE neutrino skimming the Earth: fan-like jets due to geo-magnetic bending shower at high quota ( $\sim 23 - 40km$ ): they may be pointing to an orbital satellite detector . The Shower tails may be also observable by EUSO just above it.



Figure 7: A very schematic Upward Tau Air-Shower (UPTAUS) and its open fan-like jets due to geo-magnetic bending at high quota ( $\sim 20 - 30km$ ). The gamma Shower may be pointing to an orbital detector. Its vertical Shower tail may be spread by geo-magnetic field into a thin eight-shape beam observable by EUSO as a small blazing oval (few dot-pixels) aligned orthogonal to the local magnetic field .

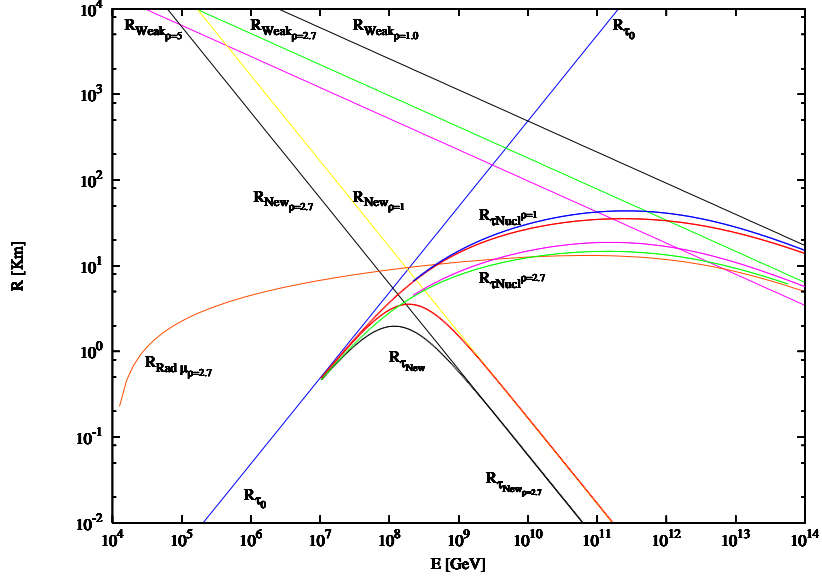


Figure 8: Lepton  $\tau$  (and  $\mu$ ) Interaction Lengths for different matter densities:  $R_{\tau_0}$  is the free  $\tau$  length,  $R_{\tau_{New}}$  is the New Physics TeV Gravity interaction range at corresponding densities,  $R_{\tau_{Nucl} \cdot \rho}$ , is the combined  $\tau$  Ranges keeping care of all known interactions and lifetime and mainly the photo-nuclear interaction. There are two slightly different split curves (for each density) by two comparable approximations in the interaction laws. Note also the neutrino interaction lengths above lines  $R_{Weakp} = L_\nu$  due to the electro-weak interactions at corresponding densities.

#### 4. Upward UHE $\nu$ Showering in Air versus UPTAUs

Let us first consider the last kind of Upward  $\tau$  signals due to their interaction in Air or in Earth Crust (UPTAUs). The Earth opacity will filter mainly  $10^{14} \div 10^{16}$  eV upward events (33) (31) (1) (7) (10); therefore only the direct  $\nu$  shower in air or the UPTAUs around 3 PeVs will be able to flash toward EUSO in a narrow beam ( $2.5 \cdot 10^{-5}$  solid angle) jet blazing apparently at  $10^{19} \div 10^{20}$  eV energy. The shower will be opened in a fan like shape and it will emerge from the Earth atmosphere spread as a triplet or multi-dot signal aligned orthogonal to local terrestrial magnetic field. This rare multi-dot *polarization* of the outcoming shower will define a characteristic signature easily to be revealed. However the effective observed air mass by EUSO is not 10% (because duty cycle) of the inspected air volume  $\sim 150 km^3$ , but because of the narrow blazing shower cone it corresponds to only to  $3.72 \cdot 10^{-3} km^3$ . The target volume increases for upward neutrino Tau interacting vertically in Earth Crust in last matter layer (either rock or water), making upward relativistic  $\simeq 3 PeVs$   $\tau$  whose decay in air born finally an UPTAUs; in this case the effective target mass is (for water or rock) respectively  $5.5 \cdot 10^{-2} km^3$  or  $1.5 \cdot 10^{-1} km^3$ .

The characteristic neutrino interaction are partially summarized in Fig.8. The



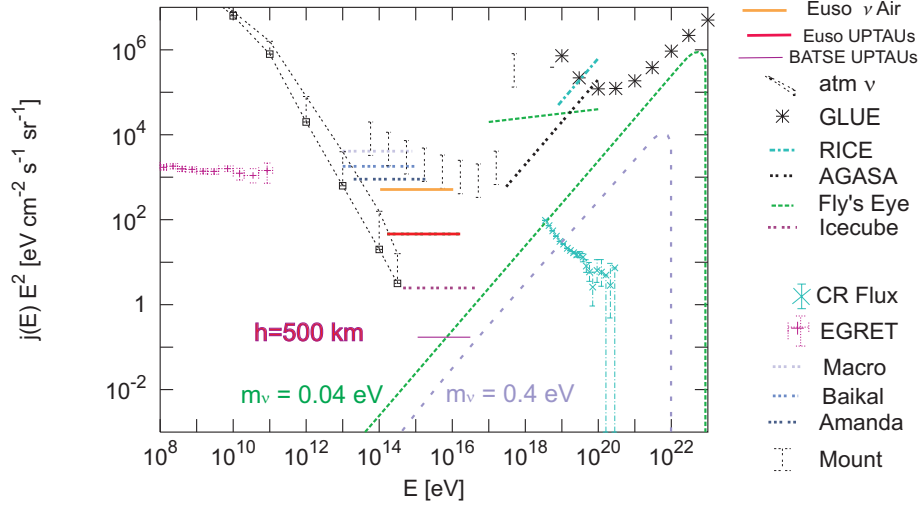


Figure 9: Upward Neutrino Air- Shower and Upward Tau Air-shower, UPTAUs, Gamma and Cosmic Rays Fluence Thresholds and bounds in different energy windows for different past and future detectors. The UPTAUs threshold for EUSO has been estimated for a three year experiment lifetime. BATSE recording limit is also shown from height  $h = 500km$  and for ten year record. Competitive experiment are also shown as well as the Z-Shower expected spectra in light neutrino mass values  $m_\nu = 0.4, 0.04$  eV.

consequent  $\tau$  and  $\mu$  interactions length are also displayed. These volume are not extreme. The consequent foreseen thresholds for UPTAUs are summarized for 3 EUSO years of data recording in Fig.9. The UPTAUs signal is nearly 15 times larger than the Air-Induced Upward  $\nu$  Shower hitting Air. A more detailed analysis may show an additional factor three (due to the neutrino flavours) in favor of Air-Induced Showers, but the more transparent role of PeV multi-generating upward  $\nu_\tau$  while crossing the Earth, makes the result summarized in Fig.9. The much wider acceptance of BATSE respect EUSO and the consequent better threshold (in BATSE) is due to the wider angle view of the gamma detector, the absence of any suppression factor as in EUSO duty cycle, as well as the 10 (for BATSE) over 3 (for EUSO) years assumed of record life-time. Any minimal neutrino fluence  $\Phi_{\nu_\tau}$  of PeVs energetic neutrino:

$$\Phi_{\nu_\tau} \geq 10^2 eV cm^{-2} s^{-1}$$

might be detectable by EUSO.

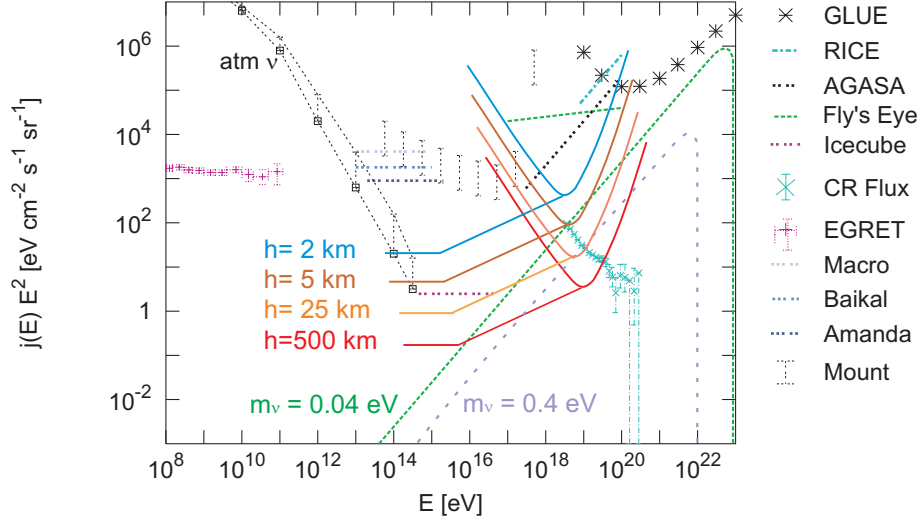


Figure 10: UPTAUs (lower bound on the center) and HORTAUs (right parabolic curves) sensibility at different observer heights  $h$  (2, 5, 25, 500km) looking at horizons toward Earth seeking upward Tau Air-Showers adapted over a present neutrino flux estimate in Z-Shower model scenario for light ( $0.4 - 0.04$  eV) neutrino masses  $m_\nu$ ; two corresponding density contrast for relic light neutrino masses has been assumed; the lower parabolic bound thresholds are at different operation height, in Horizontal (Crown) Detector facing toward most distant horizons edge; these limits are fine tuned (as discussed in the text) in order to receive Tau in flight and its Shower in the vicinity of the detector; we are assuming a duration of data records of a decade comparable to the BATSE record data . The parabolic bounds on the EeV energy range in the right sides are nearly un-screened by the Earth opacity while the corresponding UPTAUs bounds in the center below suffer both of Earth opacity as well as of a consequent shorter Tau interaction length in Earth Crust, that has been taken into account.

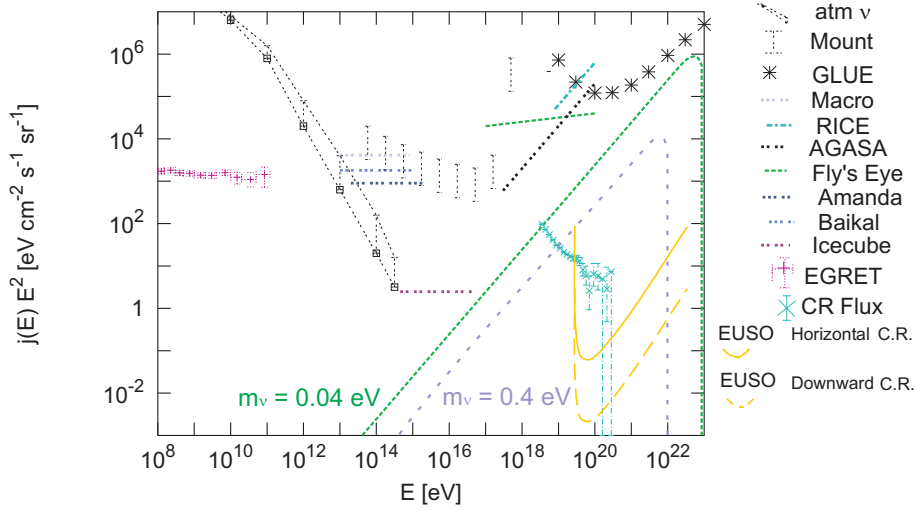


Figure 11: Neutrino, Gamma and Cosmic Rays Fluence Thresholds and bounds in different energy windows. The Cosmic Rays Fluence threshold for EUSO has been estimated for a three year experiment lifetime. The paraboloid bound shape threshold may differ upon the EUSO optics and acceptance. Competitive experiment are also shown as well as the Z-Shower expected spectra in light mass values.

## 5. Downward and Horizontal UHECRs

Let us now briefly reconsider the nature of common Ultra High Cosmic Rays (UHECR) showers. Their rate will offer a useful test for any additional UHE neutrino signals. Let us assume for sake of simplicity a characteristic opening angle of EUSO telescope of  $30^\circ$  and a nominal satellite height of 400 km, leading to an approximate atmosphere area under inspection of EUSO  $\sim 1.5 \cdot 10^5 km^2$ . Let us discuss the UHECR shower: It has been estimated (and it is easy to verify) a  $\sim 2 \cdot 10^3$  event/year rate above  $3 \cdot 10^{19}$  eV. Among these "GZK" UHECR (either proton, nuclei or  $\gamma$ ) nearly  $7.45\% \approx 150$  event/year will shower in Air Horizontally with no Cherenkov hit on the ground. The critical angle  $6.7^\circ$  corresponding to 7.45% of all the events, is derived from first interacting quota (here assumed for Horizontal Hadronic Shower near 44 km following <sup>10) 12) 13)</sup>): Indeed the corresponding horizontal edge critical angle  $\theta_h = 6.7^\circ$  below the horizons ( $\pi/2$ ) is found (for an interacting height h near 44 km):

$$\theta_h = \arccos \frac{R_\oplus}{(R_\oplus + h_1)} \simeq 1^\circ \sqrt{\frac{h_1}{km}}$$

These Horizontal High Altitude Showers (HIAS) <sup>12) 13)</sup>, will be able to define a new peculiar showering, mostly very long (hundred kms) and bent and forked (by few or several degrees) by local geo-magnetic fields. The total UHECR above  $3 \cdot 10^{19}$  eV will be  $\sim 6000$  UHECR and  $\sim 450$  Horizontal Shower within 3 years; these latter horizontal signals are relevant because they may mimic Horizontal induced  $\nu$  Air-

Shower, but mainly at high quota ( $\geq 30 - 40km$ ) and down-ward. On the contrary UHE neutrino tau showering, HORTAUs, to be discussed later, are also at high quota ( $\geq 23km$ ), but upward-horizontal. Their outcoming angle will be ( $\geq 0.2^\circ - 3^\circ$ ) upward. Therefore a good angular ( $\leq 0.2 - 0.1^\circ$ ) resolution to distinguish between the two signal will be a key discriminator. While Horizontal UHECR are an important piece of evidence in the UHECR calibration and its GZK study, at the same time they are a severe back-ground noise competitive with Horizontal-Vertical GZK Neutrino Showers originated in Air, to be discussed below. However Horizontal-downward UHECR are not confused with upward Horizontal HORTAUs by UHE neutrinos to be summarized in last section. Note that Air-Induced Horizontal UHE neutrino as well as all down-ward Air-Induced UHE  $\nu$  will shower mainly at lower altitudes ( $\leq 10km$ ); however they are respectively only a small ( $\leq 2\%$ ,  $\leq 8\%$ ) fraction than HORTAUs showers to be discussed in the following. An additional factor 3 due to their three flavour over  $\tau$  unique one may lead to respectively ( $\leq 6\%$ ,  $\leq 24\%$ ) of all HORTAUs events: a contribute ratio that may be in principle an useful test to study the balanced neutrino flavour mixing.

## 6. Air Induced UHE $\nu$ Shower

UHE  $\nu$  may hit an air nuclei and shower vertically or horizontally or more rarely nearly up-ward: its trace maybe observable by EUSO preferentially in inclined or horizontal case. Indeed Vertical Down-ward ( $\theta \leq 60^\circ$ ) neutrino induced Air Shower occur mainly at lowest quota and they will only partially shower their UHE  $\nu$  energy because of the small slant depth ( $\leq 10^3 gcm^{-2}$ ) in most vertical down-ward UHE  $\nu$  shower. Therefore the observed EUSO air mass ( $1500km^3$ , corresponding to a  $\sim 150 km^3$  for 10% EUSO record time) is only ideally the UHE neutrino calorimeter. Indeed inclined ( $\sim \theta \geq 60^\circ$ ) and horizontal Air-Showers ( $\sim \theta \geq 83^\circ$ ) (induced by GZK UHE neutrino) may reach their maximum output and their event maybe observed; therefore only a small fraction ( $\sim 30\%$  corresponding to  $\sim 50 km^3$  mass-water volume for EUSO observation) of vertical downward UHE neutrino may be seen by EUSO. This signal may be somehow hidden or masked by the more common down-ward UHECR showers. The key reading signature will be the shower height origination: ( $\geq 40km$ ) for most downward-horizontal UHECR, ( $\leq 10km$ ) for most inclined-horizontal Air UHE  $\nu$  Induced Shower. A corresponding smaller fraction ( $\sim 7.45\%$ ) of totally Horizontal UHE neutrino Air shower, orphan of their final Cherenkov flash, in competition with the horizontal UHECR, may be also clearly observed: their observable mass is only  $V_{Air-\nu-Hor} \sim 11.1 km^3$  for EUSO observation duty-cycle. A more rare, but spectacular, double  $\nu_\tau$ - $\tau$  bang in Air (comparable in principle to the PeVs expected "double bang" in water <sup>34</sup>) may be exciting, but very difficult to be observed.

The EUSO effective calorimeter mass for such Horizontal event is only 10% of

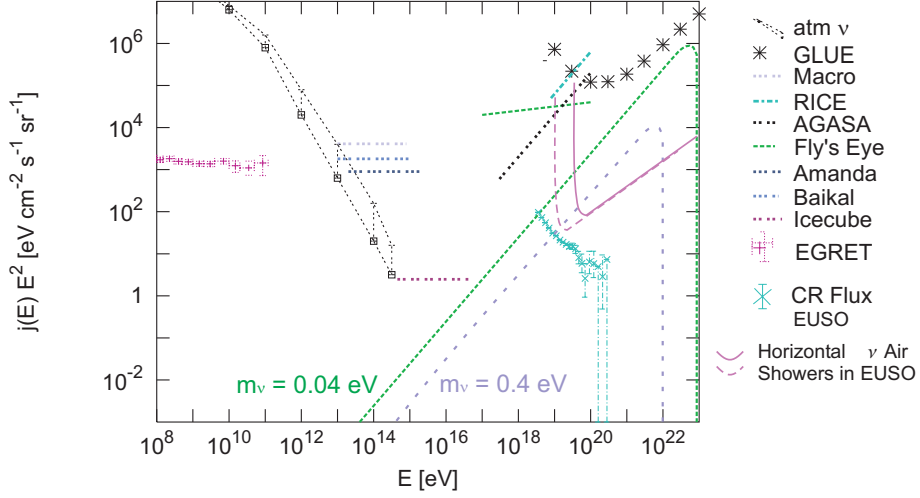


Figure 12: EUSO thresholds for Horizontal and Vertical Downward Neutrino Air induced shower over other  $\gamma$ ,  $\nu$  and Cosmic Rays (C.R.) Fluence and bounds. The Fluence threshold for EUSO has been estimated for a three year experiment lifetime. Competitive experiments are also shown as well as the Z-Shower expected spectra in light neutrino mass values ( $m_\nu = 0.04, 0.4$  eV).

the UHE  $\nu$  Horizontal ones ( $\sim 1.1 \text{ km}^3$ ); therefore its event rate is already almost excluded needing a too high neutrino fluxes (see <sup>19</sup>); indeed it should be also noted that the EUSO energy threshold ( $\geq 3 \cdot 10^{19} \text{ eV}$ ) imply such a very large  $\tau$  Lorentz boost distance; such large  $\tau$  track exceed (by more than a factor three) the EUSO disk Area diameter ( $\sim 450 \text{ km}$ ); therefore the expected Double Bang Air-Horizontal-Induced  $\nu$  Shower thresholds are suppressed by a corresponding factor. More abundant single event Air-Induced  $\nu$  Shower (Vertical or Horizontal) are facing different Air volumes and quite different visibility. It must be taken into account an additional factor three (for the event rate) (because of three light neutrino states) in the Air-Induced  $\nu$  Shower arrival flux respect to incoming  $\nu_\tau$  (and  $\bar{\nu}_\tau$ ) in UPTAUs and HORTAUs, making the Air target not totally a negligible calorimeter. The role of air Air-Shower will be discussed elsewhere.

### 6.1. UHE $\nu_\tau - \tau$ Air Single Bang Shower

There are also a sub-category of  $\nu_\tau - \tau$  "double bang" due to a first horizontal UHE  $\nu_\tau$  charged current interaction in air nuclei (the first bang) that is lost from the EUSO view; their UHE secondary  $\tau$  fly and decay leading to a Second Air-Induced Horizontal Shower, within the EUSO disk area. These horizontal "Double-Single  $\tau$  Air Bang" Showers (or if you like popular terminology, these Air-Earth Skimming neutrinos or just Air-HORTAU event) are produced within a very wide Terrestrial Crown Air Area whose radius is exceeding  $\sim 600 - 800 \text{ km}$  surrounding the EUSO Area of view. However it is easy to show that they will just double the Air-Induced  $\nu$  Horizontal Shower rate due to one unique flavour. Therefore the total Air-Induced Horizontal Shower

(for all 3 flavours and the additional  $\tau$  decay in flight) are summarized and considered in next figure. The relevant UHE neutrino signal, as discussed below, are due to the Horizontal Tau Air-Showers originated within the (much denser) Earth Crust: the called HORTAUs (or Earth Skimming  $\nu_\tau$ ).

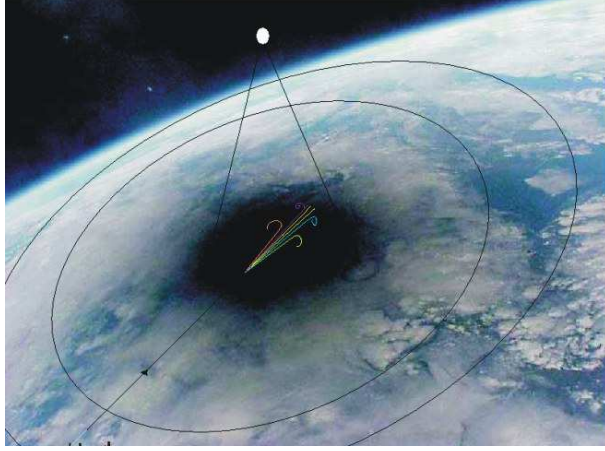


Figure 13: A schematic Horizontal High Altitude Shower or similar Horizontal Tau Air-Shower (HORTAUs) and its open fan-like jets due to geo-magnetic bending seen from a high quota by EUSO satellite. The image background is moon eclipse shadow observed by Mir on Earth. The forked Shower is multi-finger containing a inner  $\gamma$  core and external fork spirals due to  $e^+e^-$  pairs (first opening) and  $\mu^+\mu^-$  pairs.

## 7. UHE $\nu_\tau - \tau$ from Earth Skin: HORTAUs

As already mention the UHE  $\nu$  astronomy maybe greatly amplified by  $\nu_\tau$  appearance via flavour mixing and oscillations. The consequent scattering of  $\nu_\tau$  on the Mountains or into the Earth Crust may lead to Horizontal Tau Air-Showers :HORTAUs (or so called Earth Skimming Showers 12) 13) 10) 21)). Indeed UHE  $\nu_\tau$  may skip below the Earth and escape as  $\tau$  and finally decay in flight, within air atmosphere, as well as inside the Area of view of EUSO, as shown in Fig. below.

### 7.1. UPTAUs and HORTAUs effective Volumes

Any UHE-GZK Tau Air Shower induced event is approximately born within a wide ring (whose radiuses extend between  $R \geq 300$  and  $R \leq 800$  km from the EUSO Area center). Because of the wide area and deep  $\tau$  penetration 10) 16) 18) the amount of interacting matter where UHE  $\nu$  may lead to  $\tau$  is huge ( $\geq 2 \cdot 10^5 \text{ km}^3$ ); however only a tiny fraction of these HORTAUs will beam and Shower within the EUSO Area within EUSO. We estimate (using also results in 10) 16) 17) 18) 19) ) an effective Volumes for unitary area (see schematic Fig. 14 below):

$$\frac{V_{eff}}{A_\oplus} = \int_0^{\frac{\pi}{2}} \frac{(2 \pi R_\oplus \cos \theta) l_\tau \sin \theta}{4 \pi R_\oplus^2} .$$

$$\begin{aligned}
& \cdot e^{-\frac{2R_{\oplus} \sin \theta}{L_{\nu\tau}}} R_{\oplus} d\theta = \\
& = \frac{1}{2} \left( \frac{L_{\nu\tau}}{2R_{\oplus}} \right)^2 l_{\tau} \int_0^{\frac{2R_{\oplus}}{L_{\nu\tau}}} t \cdot e^{-t} dt
\end{aligned} \tag{1}$$

Where  $V_{eff}$  is the effective volume where Ultra High Energy neutrino interact while hitting the Earth and lead to escaping UHE Tau: this volume encompass a wide crown belt, due to the cross-section of neutrino Earth skimming along a ring of variable radius, ( $R_{\oplus} \cos \theta$ ) and a corresponding skin crown of variable depth  $l_{\tau}$ .  $A_{\oplus}$  is the total terrestrial area,  $l_{\tau}$  is the tau interaction length,  $L_{\nu\tau}$  is the Ultra High Energy Neutrino tau interaction (charged current) in matter (see in previous Fig. 14). This result has a very simple approximation, neglecting the small neutrino absorption <sup>19)</sup>:

$$\begin{aligned}
V_{eff} &= \frac{V_{eff}}{A_{\oplus}} \cdot A_{Euso} \simeq \\
&\simeq \frac{1}{2} A_{Euso} \left( \frac{L_{\nu\tau}}{2R_{\oplus}} \right)^2 l_{\tau}
\end{aligned} \tag{2}$$

The above geometrical quantities are defined in reference <sup>16)</sup> while  $A_{EUSO}$  is the EUSO Area. Assuming a characteristic EUSO radius of 225 km and at above energies one obtains a first rough lower bound:

$$V_{eff} \simeq 3.45 \cdot 10^3 km^3$$

This result is nearly (%40) less the previous estimate being here more accurate <sup>19)</sup>. However the more severe and realistic suppression factors should be included in present analytical derivation: first, the exponential decay of air density at highest (derived in Appendix, see reference <sup>10)</sup>); secondly the Earth Crust opacity at each integral step, already introduced in previous exact  $V_{eff}$  estimate; the resulting detectable volume from EUSO becomes:

$$\begin{aligned}
V_{eff} &= \frac{1}{2} A_{Euso} \left( 1 - e^{-\frac{L_0}{c\tau_{\tau}\gamma_{\tau}}} \right) \left( \frac{L_{\nu\tau}}{2R_{\oplus}} \right)^2 \cdot \\
&\cdot l_{\tau} \left[ 1 - e^{-\frac{2R_{\oplus}}{L_{\nu\tau}}} \left( 1 + \frac{2R_{\oplus}}{L_{\nu\tau}} \right) \right]
\end{aligned} \tag{3}$$

The effective Volume, under the assumptions of an incoming neutrino energy  $E_{\nu\tau} = 1.2E_{\tau}$  and under the assumption that the outgoing Tau energy leading to a Shower is:  $E_{\tau} = 1.5E_{Shower}$  corresponds, in water, at  $E_{\tau} = 10^{19}eV$ , to

$$V_{eff} = 2.662 \cdot 10^3 km^3$$



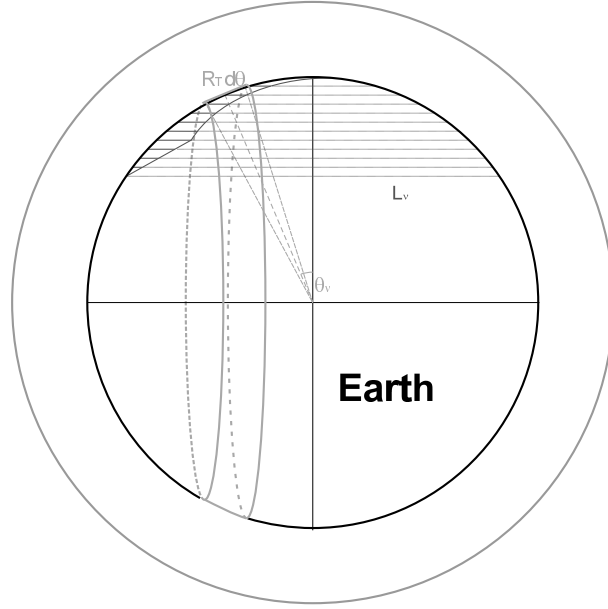


Figure 14: A diagram describing the possible incoming neutrino trajectory and the consequent outcoming tau whose further decay in flight is the source of HORTAUs within the terrestrial atmosphere.

$$N_{ev} = 20.7$$

at  $E_{\tau} = 3 \cdot 10^{19} eV$ , one finds

$$N_{ev} = 9.3$$

Finally at  $E_{\tau} = 6 \cdot 10^{19} eV$ ,

$$N_{ev} = 4.5$$

The maximum of the contained events takes place at a Tau energy  $E_{\tau} = 1.8 \cdot 10^{18} eV$  corresponding to a event number

$$N_{ev} = 28.2$$

Therefore from here one would prefer to reduce as much as possible the EUSO threshold. It should be note that at  $E_{\tau} = 3 \cdot 10^{19} eV$  the effective volume reduces to  $V_{eff} = 8.08 \cdot 10^2 km^3$

The same effective Volume , under the assumptions of an incoming neutrino energy  $E_{\nu_{\tau}} = 2E_{\tau}$  and under the assumption that the outcoming Tau energy leading to a Shower is  $E_{\tau} = 1.5E_{Shower}$  corresponds, in water at  $E_{\tau} = 10^{19} eV$  , to  $V_{eff} = 1.83 \cdot 10^3 km^3$ ; the corresponding event number is  $N_{ev} = 17$ . Assuming an outcoming Tau at energy  $E_{\tau} = 3 \cdot 10^{19} eV$ ,  $V_{eff} = 5.5 \cdot 10^2 km^3$ ,  $N_{ev} = 7.7$ . The maximum of the volume occurs at a Tau energy  $E_{\tau} = 2 \cdot 10^{17} eV$  and it correspond to a volume  $V_{eff} = 7.5 \cdot 10^3 km^3$ .

The same effective Volume , under the assumptions of an incoming neutrino energy  $E_{\nu_{\tau}} = 4E_{\tau}$  and under the assumption that the outcoming Tau energy leading to

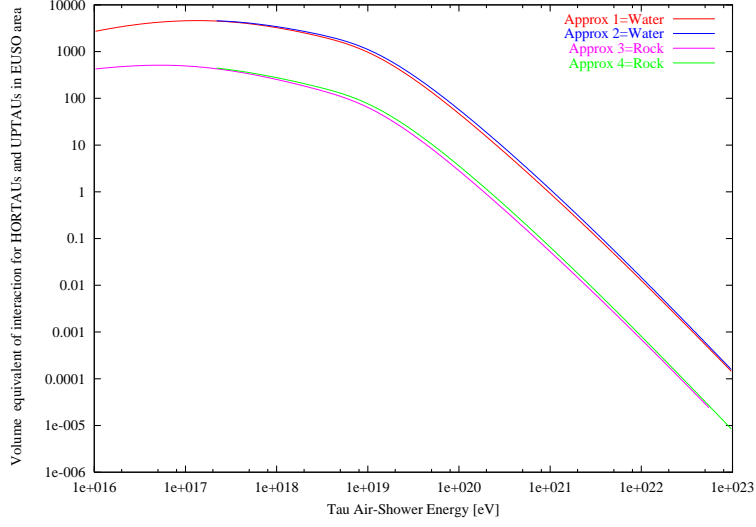


Figure 15: Effective Volume of EUSO Event for UPTAUs and HORTAUs . The effective Volume is corresponding for all Upcoming Upward-Horizontal Tau Air-Showers, contained within nearly 25 km altitude. This Volume are under the assumptions of an incoming neutrino energy  $E_{\nu\tau} = 4E_\tau$  and under the assumption that the outcoming Tau energy leading to a Shower is  $E_\tau = 2E_{Shower}$

a Shower is  $E_\tau = 1.5E_{Shower}$  corresponds, in water at  $E_\tau = 10^{19}eV$  , to  $V_{eff} = 1.13 \cdot 10^3 km^3$ ; the corresponding event number is  $N_{ev} = 13.4$ . Assuming an outcoming Tau at energy  $E_\tau = 3 \cdot 10^{19}eV$ ,  $V_{eff} = 3.37 \cdot 10^2 km^3$ ,  $N_{ev} = 6$ . The maximum of the volume occurs at a Tau energy  $E_\tau = 2 \cdot 10^{17}eV$  and it correspond to a volume  $V_{eff} = 4.6 \cdot 10^3 km^3$ . The maximum of the event number occur at  $1.810^{18}eV$ .

As it is manifest from the above curve the maximal event numbers takes place at EeV energies. Therefore from here we derived the primary interest for EUSO to seek lowest threshold (as low as  $10^{19}eV$ ).

## 7.2. UPTAUs volume from HORTAUs formula

The above expression for the horizontal tau air-shower contains , at lowest energies, the UPTAUs case. Indeed it is possible to see that the same above effective volume at lowest energies simplify and reduces to:

$$V_{eff} = \frac{1}{2} A_{Euso} \left( 1 - e^{-\frac{L_0}{c\tau\gamma}} \right) l_\tau \quad (4)$$

Because one observes the Earth only from one side the Area factor in eq. 1 should be  $A_\oplus = 2\pi R_\oplus^2$  and therefore the half in above formula may be dropped and the final

result is just the common expression  $V_{eff} = A_{Euso} l_\tau$ .

## 8. Event Rate for GZK neutrinos at EUSO

The above effective volume should be considered for any given neutrino flux to estimate the outcoming EUSO event number. Here we derive first the analytical formula. These general expression will be plot assuming a minima GZK neutrino flux  $\phi_\nu$  just comparable to observed UHECR one  $\phi_\nu \simeq \phi_{UHECR} \simeq 3 \cdot 10^{-18} cm^{-2} s^{-1} sr^{-1}$  at the same energy ( $E_\nu = E_{UHECR} \simeq 10^{19} eV$ ). This assumption may changed at will (model dependent) but the event number will scale linearly accordingly to the model. From here we may estimate the event rate in EUSO by a simple extension:

$$N_{eventi} = \Phi_\nu 4\pi \eta_{Euso} \Delta t \left( \frac{V_{eff}}{L_\nu} \right) \quad (5)$$

Where  $\eta_{Euso}$  is the duty cycle fraction of EUSO,  $\eta_{Euso} \simeq 10\%$ ,  $\Delta t \simeq 3 \text{ years}$  and  $L_\nu$  has been defined in Fig. ??.

$$\begin{aligned} N_{eventi} &= \Phi_{\nu_\tau} A_{Euso} \left( \frac{1}{2} 4\pi \eta_{Euso} \right) \Delta t \cdot \\ &\cdot \left( 1 - e^{-\frac{L_0}{c \tau_\tau \gamma_\tau}} \right) \left( \frac{l_\tau}{L_{\nu_\tau}} \right) \left( \frac{L_{\nu_\tau}}{2 R_\oplus} \right)^2 \cdot \\ &\cdot \left[ 1 - e^{-\frac{2 R_\oplus}{L_{\nu_\tau}}} \left( 1 + \frac{2 R_\oplus}{L_{\nu_\tau}} \right) \right] \end{aligned} \quad (6)$$

It should be remind that all these event number curves for EUSO are already suppressed by a factor 0.1 due to minimal EUSO duty cycle.

However the Air-Shower induced neutrino may reflect all three light neutrino flavours, while HORTAUs are made only by  $\nu_\tau, \bar{\nu}_\tau$  flavour. Nevertheless the dominant role of HORTAUs overcome (by a factor  $\geq 15$ ) all other Horizontal EUSO neutrino event: their expected event rate are, at  $\Phi_\nu \geq 3 \cdot 10^3 \text{ eV } cm^{-2} s^{-1}$  neutrino fluence (as in Z-Shower model in Figure 13 – 18 – 19), a few hundred event a year and they may already be comparable or even may exceed the expected Horizontal CR rate. Dash curves for both HORTAUs and Horizontal Cosmic Rays are drawn assuming an EUSO threshold at  $10^{19} eV$ . Because the bounded  $\tau$  flight distance (due to the contained terrestrial atmosphere height) the main signal is better observable at  $1.1 \cdot 10^{19} eV$  than higher energies as emphasized in Fig.13 – 18 at different threshold curves.

However the Air-Shower induced neutrino may reflect all three light neutrino flavours, while HORTAUs are made only by  $\nu_\tau, \bar{\nu}_\tau$  flavour. Nevertheless the dominant role of HORTAUs overcome (by a factor  $\simeq 6$ ) all other Horizontal EUSO neutrino events: their expected event rates are, at  $\Phi_\nu \geq 3 \cdot 10^3 \text{ eV } cm^{-2} s^{-1} sr^{-1}$  neutrino

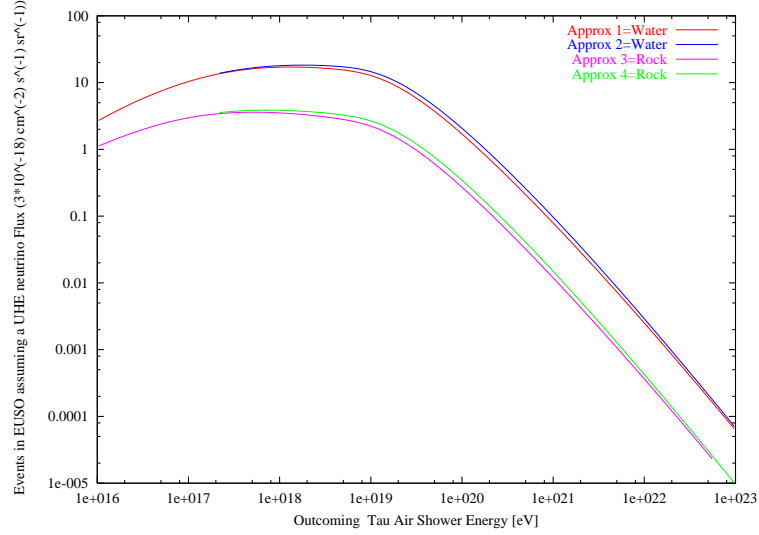


Figure 16: Number of EUSO Event for HORTAUUs in 3 years record. The incoming neutrino has an energy 4 larger the outcoming Tau; this born Tau has an energy 2 times the final Tau Air-Shower end energy .

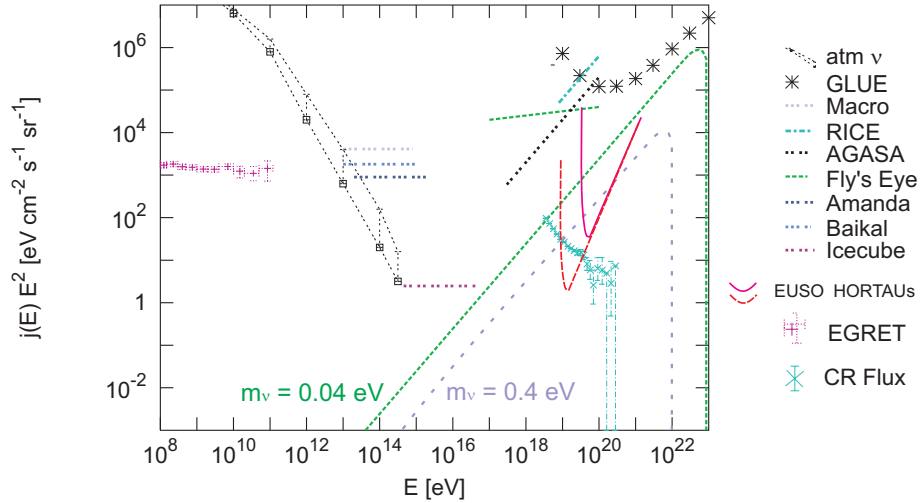


Figure 17: EUSO thresholds for Horizontal Tau Air-Shower HORTAUUs (or Earth Skimming Showers) over few  $\gamma$ ,  $\nu$  and Cosmic Rays (C.R.) Fluence and bounds. Continuous and dashed curve for HORTAUUs are drawn assuming respectively an EUSO threshold at  $3 \cdot 10^{19}$  eV and at lower  $10^{19}$  eV values. Because the bounded  $\tau$  flight distance (due to the contained terrestrial atmosphere height) the main signal is better observable at  $1.1 \cdot 10^{19}$  eV than higher energies. The Fluence threshold for EUSO has been estimated for a three year experiment lifetime. Z-Shower or Z-Burst expected spectra in light neutrino mass values ( $m_\nu = 0.04, 0.4$  eV) are shown.

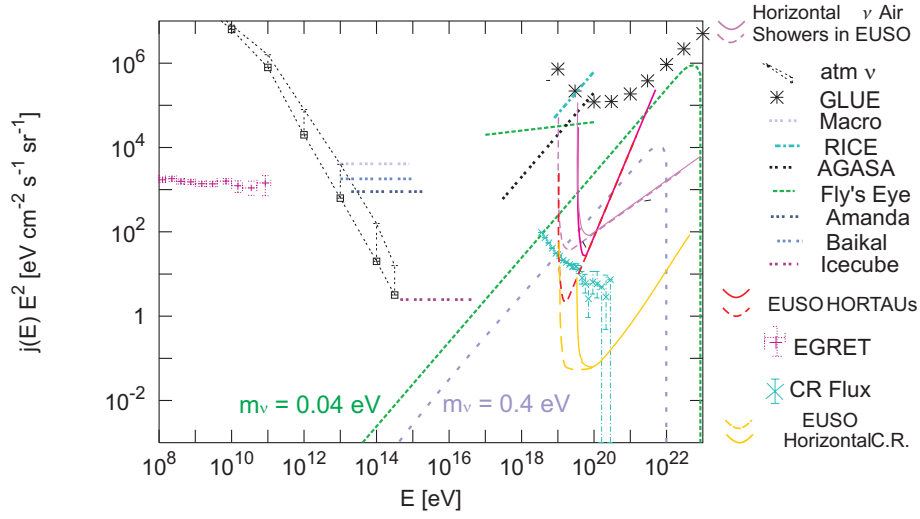


Figure 18: EUSO thresholds for Horizontal Tau Air-Shower shower, HORTAUs (or Earth Skimming Showers) over all other  $\gamma$ ,  $\nu$  and Cosmic Rays (C.R.) Fluence and bounds. The Fluence threshold for EUSO has been estimated for a three year experiment lifetime. Competitive experiment are also shown as well as the Z-Shower expected spectra in light neutrino mass values ( $m_\nu = 0.04, 0.4$  eV). As above dash curves for both HORTAUs and Horizontal Cosmic Rays are drawn assuming an EUSO threshold at  $10^{19}$ eV.

fluence (as in Z-Shower model), a few hundred event a year and they may already be comparable or even may exceed the expected Horizontal CR rate. Dash curves for both HORTAUs and Horizontal Cosmic Rays are drawn assuming an EUSO threshold at  $10^{19}$ eV. Because the bounded  $\tau$  flight distance (due to the contained terrestrial atmosphere height) the main signal is better observable at  $1.1 \cdot 10^{19}$ eV than higher energies as emphasized at different threshold curves.

## 9. Partially, Fully contained and Crossing events

The HORTAUs are very long showers. Their length may exceed two hundred kilometers. This trace may be larger than the EUSO radius of Field of View. Therefore there may be both contained and partially contained events. There may be also crossing HORTAUs at the edges of EUSO disk area. However most of the events will be partially contained, either just on their birth or at their end, equally balanced in number. Because of the HORTAU Jet forked shower, its up-going direction, its fan like structure, these partially contained shower will be the manifest and mostly useful and clear event. The area of their origination, four times larger than EUSO field of view, will be mostly outside the same EUSO area. Their total number count will double the event rate  $N_{ev}$  (and the corresponding  $V_{eff}$ ) of HORTAUs. The additional crossing event will make additional events (a small fraction) of the effective volume of HORTAUs at  $10^{19}$ eV the most rich neutrino signal few times larger the Air induced events. The same doubling will apply only to UHECR horizontal shower while the

downward Ultra High Energy Neutrino will not share this phenomena (out of those  $\simeq 6\%$  of the Horizontal Air Neutrino Shower).

Highest Energy Neutrino signals may be well observable by next generation satellite as EUSO: the main revolutionary source of such neutrino traces are UPTAUs (Upward Tau blazing the telescope born in Earth Crust) and mainly HORTAUs (Horizontal Tau Air-Showers originated by an Earth-Skimming UHE  $\nu_\tau$ ). There are still confusing questions about the Air or the Earth Crust role as the ruling neutrino calorimeter. The role of downward Air Showers Induced by Neutrinos is apparently related to its impressive volume ( $V_{Air} \simeq 1500 km^3$ ). However these down ward Showers will be observable in a limited solid angle (inclined) ( $V_{Air} \leq 500 km^3$ ) at lowest quota. Because of the air opacity their fluorescent lights will be mostly suppressed. Their signal will be naturally drown in UHECR ruling noise. There is, moreover for these down-ward neutrino, a much better competitive calorimeter in Auger; indeed this experiment (and maybe its twin in North America) might well observe the downward Neutrino Air showering and the Auger Area ( $3000 km^3$ ) with no duty cycle cut-off, and within its full solid angle view, it may well compete and even it will exceed the effective volume of Air in Field of View of EUSO. On the other side lower energetic UPTAUs (at PeV energies because the Earth neutrino opacity at higher energies) will be rarely blazing to EUSO because of the short  $\tau$  boosted length, at Pevs energies<sup>10</sup>); most of these UPTAUs events occur on Earth crust (by a factor of four-five) over other events taking place in air. UPTAUs will be detected at the boundary of EUSO disk as a thin stretched small multi-pixel line, whose orientation is strongly "polarized" orthogonal to the local geo-magnetic field. The EUSO sensibility (effective volume ( $V_{eff} \sim 0.1 km^3$ )) will be nearly just an order of magnitude above present AMANDA-Baikal bounds. However the most relevant Horizontal Tau Air-Shower, HORTAUs at GZK energies will be better searched and revealed at best at lowest EUSO thresholds. They are originated along huge Volumes around the EUSO Area. Their horizontal skimming secondary  $\tau$  decay occur far away  $\geq 550$  km, at high altitude ( $\geq 20 - 40$  km) and they will give clear signals very distinguished from any downward horizontal UHECR. There are none of such upward UHECR event expected. Therefore there is not noise background. HORTAUs are grown by UHE neutrino interactions inside huge volumes ( $V_{eff} \geq 2300 km^3$ ) for incoming neutrino energy  $E_{\nu_\tau} \simeq 10^{19}$  eV.

Even for the most conservative scenario where a minimal GZK- $\nu$  fluence must take place (at least at:  $E_\nu \Phi_\nu \simeq 30 eV cm^{-2} s^{-1} sr^{-1}$ , just comparable to well observed Cosmic Ray fluence), a dozen or more of such UHE astrophysical neutrino must be observed during three year of EUSO data recording. These HORTAUs will be not be observable by other competitive experiment as AUGER. Therefore to improve the HORTAU visibility in EUSO one must, : a) Improve the fast pattern recognition of Horizontal Shower Tracks with their few distant dots with forking signature. b) Enlarge the Telescope Radius to embrace also lower  $10^{19}$  eV energy thresholds where UHE HORTAU neutrino signals are enhanced. c) Consider a detection at angular  $\Delta\theta$

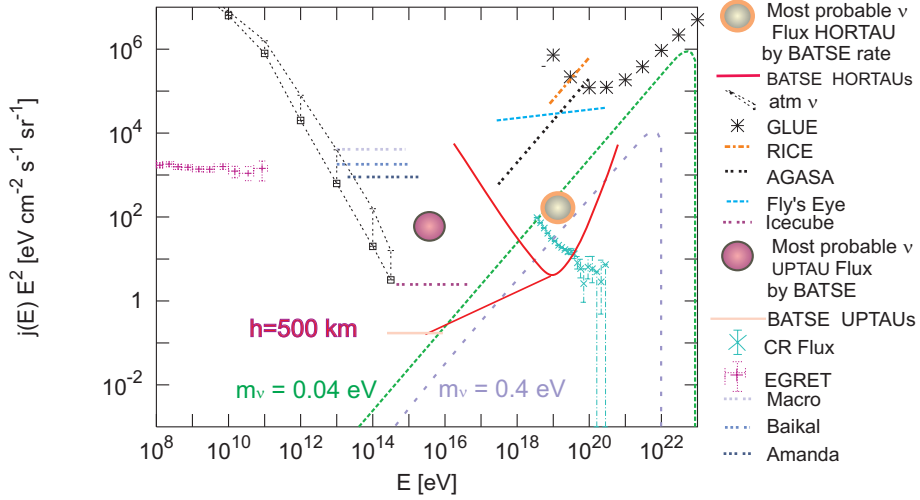


Figure 19: Neutrino Flux derived by BATSE Terrestrial Gamma Flashes assuming them as  $\gamma$  secondaries of upward Tau Air-showers. These fluxes are estimated using the data from Terrestrial Gamma Flash (1991-2000) normalized during their most active trigger and TGF hard activities. The UPTAUs and HORTAUs rate are normalized assuming that the events at geo-center angle above  $50^\circ$  might be of HORTAU nature.

and at height  $\Delta h$  level within an accuracy  $\Delta\theta \leq 0.2^\circ$ ,  $\Delta h \leq 2$  km. Even all the above results have been derived carefully following 16) 17) 19) in a minimal realistic framework they may be used within 20% nominal value due to the present uncertain in EUSO detection capabilities.

## 10. Conclusions

UHECR and Neutrino Astronomy face a new birth. The Neutrino Astronomy may be widely discovered by Upward and Horizontal  $\tau$  Air-Showers. The Tau neutrinos, born abundantly by flavour mixing will probe such Astronomy above PeVs up to EeVs energies, where astrophysics rule over atmospheric neutrino noise. The same UHE  $\bar{\nu}_e$  at  $E_{\nu_e} = \frac{M_W^2}{2 \cdot m_e} \simeq 6.3 PeV$  must be a peculiar neutrino astronomy born beyond Mountain Chains 14), 10) with its distinctive signature. Past detectors as GRO BATSE experiment might already found some direct signals of such rare UPTAUs or HORTAUs; indeed their observed Terrestrial Gamma Flash event rate translated into a neutrino induced upward shower (see Fig.19) leads to a most probable flux both at PeVs energies just at a level comparable to most recent AMANDA threshold sensitivity: for horizontal TGF events at  $10^{19}$  eV windows, the signals fit the Z-Burst model needed fluence (for neutrino at 0.04 – 0.4 eV masses). Future EUSO telescope detector, if little enlarged will easily probe even the smallest, but necessary Neutrino GZK fluxes with clear sensitivity (see Fig 17 – 18). We therefore expect that a serial of experiment will soon turn toward this last and neglected, but most promising

Highest Energy Neutrino Tau Astronomy searching for GZK or Z-Showers neutrino signatures.

### 10.1. Acknowledgment

The author wish to thank Prof. M. Baldo Ceolin for the very exciting meeting in Venice and the discussions as well as G.Salvini for kind support and suggestions.

## 11. References

- 1) Becattini F and Bottai S 2001 *Astropart. Phys.* 15 323
- 2) SNO Collaboration, 2002, *Phys.Rev.Lett.* 89 (2002) 011302.
- 3) Berezhinsky V S, Gazizov A Z and Grigorieva S I 2002 hep-ph/0204357
- 4) Berezhinsky V S et al. 1990 *Astrophysics of Cosmic Rays* (North Holland ed.)
- 5) Bertou X, Billoir P, Deligny O, Lachaud C, Letessier-S.A 2002 *Astropart.Phys.*17 183-193
- 6) Dolgov A 2002 *Phys.Rept.* 370 , 333-535; 2002 hep-ph/0202122
- 7) Dutta Iyer S, Reno M H, Sarcevic I and Seckel D 2001 *Phys. Rev.* D63 094020
- 8) Fargion D and Salis A 1997 *Proc.25th ICRC HE-4-6* 153
- 9) Fargion D, Mele B and Salis A 1999 *Ap. J.* 517 725; astro-ph/9710029
- 10) Fargion D 2002 *Ap. J.* 570 (2002) 909-925, astro-ph/0002453; astro-ph/9704205
- 11) Fargion D and Grossi M, De Sanctis Lucentini P G, Di Troia C and Konoplich R V; *Dark2000, Heidelberg 10-14, July*, Ed. Klapdor-Kleingrothaus H V Springer 2001 p. 455-468
- 12) Fargion D 2001 *27th ICRC 2001 HE2.5* 1297-1300 2001 astro-ph/0106239
- 13) Fargion D 2001 *27th ICRC 2001 HE1.8 Germany* 903-906 2001 astro-ph/0107094
- 14) Fargion D, Aiello A, Conversano R, *26th ICRC HE6.1.10* 396-398;1999;astro-ph/9906450
- 15) Fargion D, Grossi M, De Sanctis Lucentini P G and Troia C J 2001 *Phys. Soc. Jpn.* 70 46-57
- 16) Fargion D 2002 hep-ph/0206010.
- 17) Fargion D 2002 *SPIE Conference 4858-01* 2002 hep-ph/0208093
- 18) Fargion D 2002 *Oulu, Beyond the Standard Model Conference 2002* hep-ph/0211153
- 19) Fargion D., Khlopov M, Konoplich R, De Sanctis Lucentini P.G., De Santi M.s, Mele B. astro-ph/0303233
- 20) Fargion D, De Sanctis Lucentini P.G., De Santis M. 2002, hep-ph/0305128;
- 21) Feng J L, Fisher P, Wilczek F and Terri M Yu hep-ph/0105067
- 22) Fodor Z, Katz S D and Ringwald A 2002 hep-ph/0210123



- 23) Fukuda Y *et al.* [Super-Kamiokande Collaboration] 1998 Phys. Rev. Lett. 81 1562
- 24) Gallex Collaboration, 1992, Phys.Letter.B 285 (1992) 376.
- 25) Gorbunov D S, Tinyakov P G ,Tkachev I I and Troitsky S V 2002 astro-ph/0204360 and 2002 Astrophys.J. 577 L93
- 26) Greisen K 1966 Phys. Rev. Lett. 16 748
- 27) Hayashida N et al. AGASA collaboration 1999 Astropart. Phys. 10 303-311
- 28) Kalashev O E, Kuzmin V A, Semikoz D V and Sigl G 2002 Phys. Rev. D 66 063004
- 29) KamLand Collaboration, 2002, hep-ex/0212021.
- 30) Klapdor-Kleingrothaus H V, Dietz A, Harney H L and Krivosheina I V 2001 Mod. Phys. Lett. A 16 2409;
- 31) Halzen F and Saltzberg D 1998 Phys. Rev. Lett. 81 4305-4308
- 32) Hou G W S and Huang M A 2002 astro-ph/0204145
- 33) Gandhi R, Quigg C, Reno M H and Sarcevic I 1998 Phys. Rev. D 58 093009
- 34) Learned J G and Pakvasa S 1995 Astropart. Phys. 3 267
- 35) Raffelt G.G. New Astron.Rev. 46 (2002) 699-708, astro-ph/0207220.
- 36) Singh S., Ma C. P., astro-ph/0208419.
- 37) Takeda M and AGASA Collab. 2001 J Phys. Soc. Jpn. 70 15-21
- 38) Tinyakov P and Tkachev I 2001 J. Phys. Soc. Jpn. 70 58-63
- 39) Yoshida S, Sigl G and Lee S 1998 Phys. Rev. Lett. 81 5505
- 40) Weiler T 1999 Astropart. Phys. 11 303
- 41) Zatsepin G T and Kuzmin V A 1966 JETP Lett. 4 78