

Phenomenological methods for unitarity triangle angles¹

*Michael Gronau*²

Enrico Fermi Institute and Department of Physics
 University of Chicago, Chicago, Illinois 60637

I review several methods for determining the CKM phases $\alpha \equiv \phi_2$ and $\gamma \equiv \phi_3$ through CP asymmetry measurements in hadronic B decays. The current status of these measurements and the near future feasibility of the methods are discussed.

1 Introduction

The Kobayashi-Maskawa model for CP violation [1] passed in a remarkable way its first crucial test in B decays [2] when a large CP asymmetry was measured [3, 4] in $B^0 \rightarrow J/\psi K_S$ in agreement with expectations. The virtue of this gold-plated decay mode is the absence of hadronic uncertainties [5, 6] in predicting the *mixing induced asymmetry* in terms of a fundamental phase parameter $\beta \equiv \phi_1$ of the Standard Model. This opens a new era, in which other CP asymmetries in B and B_s decays ought to be measured in order to test the KM mechanism in an unambiguous way. One would hope that this will lead to a point where deviations from the simple KM framework will be observed.

Very optimistically, one is looking forward to signals of new physics [7, 8], possibly exhibited by large deviations from $\sin 2\beta$ in asymmetries for charmless strangeness changing penguin dominated B^0 decays to CP final states, such as $\phi K_S, \eta' K_s$ or $K^+ K^- K_S$ [4]. Moderate deviations from $\sin 2\beta$ are allowed within the KM framework, caused by amplitudes carrying a different weak phase. These amplitudes involve hadronic uncertainties [9]. In order to make a clear case for physics beyond the Standard Model, these effects must be carefully bounded [10, 11] using flavor symmetry arguments and input from experimental data.

A systematic study of the CP violating phase structure of weak quark couplings requires a measurement of the phase $\gamma \equiv \phi_3$, associated with *CP violation in direct decays*. The present uncertainties in this phase and in the phase $\phi_2 \equiv \alpha = \pi - \beta - \gamma$, combining γ with the $B^0 - \bar{B}^0$ mixing phase β , are about 40° [12],

$$38^\circ \leq \phi_3 \equiv \gamma \leq 80^\circ, \quad 78^\circ \leq \phi_2 \equiv \alpha \leq 122^\circ, \quad (1)$$

¹Invited talk at FPCP 2003, the Second Conference on Flavor Physics and CP Violation, Paris, France, June 3–6, 2003, to be published in the proceedings.

²Permanent address: Physics Department, Technion, Haifa, Israel.

while β is already known to within 7° , $20^\circ \leq \beta \leq 27^\circ$.

The purpose of this review is to survey progress made recently in several promising methods for measuring the phases γ and α . A major part of our discussion will concern charmless B decays, in which interference of tree and penguin amplitudes leads to direct CP asymmetries. In Section 2 we study α in the CP asymmetry of $B \rightarrow \pi^+\pi^-$. The cleanest method, based on isospin symmetry alone, will be extended to a scheme using broken flavor SU(3). Flavor symmetries are applied in Section 3 to $B \rightarrow K\pi$ decays in order to learn γ . The decays $B^\pm \rightarrow \eta(\eta')\pi^\pm$ are shown in Section 4 to potentially offer large CP asymmetries, which are also related to γ . Decays into charmed final states, $B \rightarrow DK$, which are free of penguin amplitudes and hadronic uncertainties, will be discussed in Section 5, and Section 6 concludes this survey.

2 α from $B \rightarrow \pi^+\pi^-$

The amplitude for $B \rightarrow \pi^+\pi^-$ consists of two terms with different weak and strong phases,

$$A(B^0 \rightarrow \pi^+\pi^-) = |T|e^{i\gamma} + |P|e^{i\delta} . \quad (2)$$

The weak phase γ changes sign under charge-conjugation. We use a convention [13] in which “tree” (T) and “penguin” (P) amplitudes involve CKM factors $V_{ub}^*V_{us}$ and $V_{cb}^*V_{cs}$, respectively. The time-dependent decay rate for an initially B^0 state is given by [5]

$$\Gamma(B^0(t) \rightarrow \pi^+\pi^-) \propto e^{-\Gamma t} [1 + C_{\pi\pi} \cos \Delta(mt) - S_{\pi\pi} \sin(\Delta mt)] , \quad (3)$$

where

$$S_{\pi\pi} = \frac{2\text{Im}(\lambda_{\pi\pi})}{1 + |\lambda_{\pi\pi}|^2} = \sqrt{1 - C_{\pi\pi}^2} \sin 2\alpha_{\text{eff}} \neq \sin 2\alpha , \quad (4)$$

$$-A_{\pi\pi} \equiv C_{\pi\pi} = \frac{1 - |\lambda_{\pi\pi}|^2}{1 + |\lambda_{\pi\pi}|^2} \neq 0 , \quad (5)$$

$$\lambda_{\pi\pi} \equiv e^{-2i\beta} \frac{A(\overline{B}^0 \rightarrow \pi^+\pi^-)}{A(B^0 \rightarrow \pi^+\pi^-)} . \quad (6)$$

One measures three observables, the two asymmetries $-A_{\pi\pi} \equiv C_{\pi\pi}$ and $S_{\pi\pi}$ (which also determine α_{eff}) and the charged-averaged rate $\overline{\Gamma} \equiv \frac{1}{2}[\Gamma(B^0) \rightarrow \pi^+\pi^-) + (\Gamma(\overline{B}^0) \rightarrow \pi^+\pi^-)]$. Since these observables depend on four parameters, $|T|$, $|P|$, δ and γ , their measurements are insufficient for determining γ or α . Another input can be obtained by using isospin or broken flavor SU(3) symmetry.

2.1 The isospin triangles

One forms the amplitude triangle,

$$\sqrt{2}A(B^+ \rightarrow \pi^+\pi^0) - A(B^0 \rightarrow \pi^+\pi^-) = \sqrt{2}A(B^0 \rightarrow \pi^0\pi^0) , \quad (7)$$

and its charge-conjugate, by measuring also the rates for $B^+ \rightarrow \pi^+\pi^0$, $B^0 \rightarrow \pi^0\pi^0$ and the charge-conjugate processes. The two triangles for B and \overline{B} , which have a common base in an

appropriate phase convention, $A(B^+ \rightarrow \pi^+\pi^0) = A(B^- \rightarrow \pi^-\pi^0)$, do not overlap because of possible CP asymmetries in $B \rightarrow \pi^+\pi^-$ and $B \rightarrow \pi^0\pi^0$. The mismatch angle between the two triangles $2\theta \equiv 2(\alpha_{\text{eff}} - \alpha) = \text{Arg}[A(B^0 \rightarrow \pi^+\pi^-)A^*(\bar{B}^0 \rightarrow \pi^+\pi^-)]$ determines α [14]. One may include in this method a very small effect of an electroweak penguin amplitude which is related by isospin to the tree amplitude [15].

The current world-average branching ratios, averaged over B and \bar{B} , are in units of 10^{-6} [11, 16]:

$$\mathcal{B}(\pi^\pm\pi^0) = 5.3 \pm 0.8, \quad \mathcal{B}(\pi^+\pi^-) = 4.6 \pm 0.4, \quad \mathcal{B}(\pi^0\pi^0) < 3.6 \text{ (90\% c.l.)}. \quad (8)$$

The sides of the isospin triangles which are difficult to measure are clearly $B^0 \rightarrow \pi^0\pi^0$ and $\bar{B}^0 \rightarrow \pi^0\pi^0$. The upper bound on the combined charge-averaged branching ratio may be used to set an upper limit on θ . Assuming that the maximum value for $|\theta|$ is obtained when the two isospin triangles are right triangles, one finds [17] $|\sin\theta| \leq \sqrt{\bar{\Gamma}(\pi^0\pi^0)/\bar{\Gamma}(\pi^\pm\pi^0)}$. A somewhat stronger upper bound [18], depending on all three branching ratios, is obtained by avoiding this assumption which may not apply to actual branching ratio measurements. The current upper limit (at 90% confidence level) on $\mathcal{B}(\pi^0\pi^0)$, implying $\theta < 50^\circ$, is not yet useful.

Whereas a nonzero value has not yet been measured for $\mathcal{B}(\pi^0\pi^0)$, it is encouraging to note that the present data on $B \rightarrow \pi^+\pi^-$ and $B^\pm \rightarrow \pi^\pm\pi^0$, showing $2\bar{\Gamma}(\pi^\pm\pi^0)/\bar{\Gamma}(\pi^+\pi^-) > 1$, already imply a nonzero value for $\mathcal{B}(\pi^0\pi^0)$. It follows from the two isospin triangles for B and \bar{B} that [18]

$$\mathcal{B}(\pi^0\pi^0) \geq \left(\sqrt{\frac{\mathcal{B}(\pi^\pm\pi^0)}{r_\tau}} - \sqrt{\frac{\mathcal{B}(\pi^+\pi^-)}{2}} \right)^2 > 0.2 \times 10^{-6} \text{ (90\% c.l.)}, \quad (9)$$

where $r_\tau \equiv \tau(B^+)/\tau(B^0) = 1.076 \pm 0.013$ [19]. This lower bound is expected to increase when errors in the above central values of $\mathcal{B}(\pi^+\pi^-)$ and $\mathcal{B}(\pi^\pm\pi^0)$ are reduced, and when a nonzero value is measured for $C_{\pi\pi}$ [18]. A recent estimate [11], $\mathcal{B}(\pi^0\pi^0) = (0.4 - 1.6) \times 10^{-6}$, shows that a direct signal for this mode may soon be measured if the branching ratio is near the upper end of this range.

2.2 Applying broken flavor SU(3)

The amplitudes T and P occurring in $B \rightarrow \pi^+\pi^-$ may be related by flavor SU(3) to corresponding amplitudes T' and P' describing $B \rightarrow K\pi$ decays [20, 21, 22]. Flavor SU(3) is not as good a symmetry as isospin, and symmetry breaking effects must therefore be included. A favored approach to SU(3) breaking, which can be checked experimentally, is based on an assumption that tree and penguin amplitudes factorize, as argued within QCD [23]. One way of implementing this idea [24] is to obtain the ratio $|P/T| \sim 0.3$ by assuming that T can be related to $b \rightarrow \pi\ell\nu$ [25], while P may be related to a $\Delta S = 1$ penguin amplitude which dominates $B^+ \rightarrow K^0\pi^+$. Here we will describe an alternative approach [13, 26] which relies only on the second assumption.

Writing

$$-A(B^+ \rightarrow K^0\pi^+) = |P'|e^{i\delta} = |P|e^{i\delta} \frac{f_K}{f_\pi \tan\theta_c}, \quad (10)$$

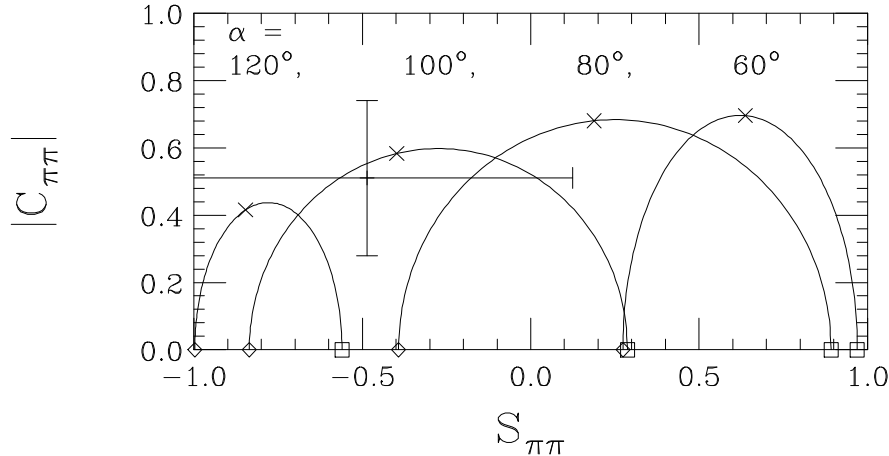


Figure 1: Plots of $|C_{\pi\pi}|$ versus $S_{\pi\pi}$ for selected values of α , calculated for given values of β and $\mathcal{B}(B^0 \rightarrow \pi^+\pi^-)/\mathcal{B}(B^+ \rightarrow K^0\pi^+)$. Small plotted points: $\delta = 0$ (diamonds), $\delta = \pi$ (squares), $\delta = \pi/2$ (crosses).

we neglect a very small term with weak phase γ , $\mathcal{O}(|V_{ub}^*V_{us}/V_{cb}^*V_{cs}|) \approx 0.02$, disregarding its possible but unlikely enhancement by rescattering effects. This assumption and the factorization hypothesis may be tested by comparing $B^+ \rightarrow K^0\pi^+$ with future measurements of $B^+ \rightarrow \bar{K}^0 K^+$ [27].

Eqs. (3)–(6) and Eq. (10) provide three measurables, $S_{\pi\pi}$, $C_{\pi\pi}$ and $\mathcal{B}(B^0 \rightarrow \pi^+\pi^-)/\mathcal{B}(B^+ \rightarrow K^0\pi^+)$, which determine $|T/P|$, δ and α , assuming a given value for β . Using $\beta = 24^\circ$ and $\mathcal{B}(B^0 \rightarrow \pi^+\pi^-)/\mathcal{B}(B^+ \rightarrow K^0\pi^+) = 0.23 \pm 0.03$ [11, 16], we plot in Fig. 1 $|C_{\pi\pi}|$ versus $S_{\pi\pi}$ for four selected values of α separated by 20° , including the averaged measured values [28], $S_{\pi\pi} = -0.49 \pm 0.61$ ($\chi = 2.3$), $C_{\pi\pi} = -0.51 \pm 0.23$ ($\chi = 1.2$), in which errors are inflated by rescaling factors as indicated. The plots are not very sensitive to the error in the above ratio of branching ratios. However, the present experimental error in $S_{\pi\pi}$ is too large to constrain α .

3 γ from $B \rightarrow K\pi$

The three decay modes $B^0 \rightarrow K^+\pi^-$, $B^+ \rightarrow K^0\pi^+$ and $B^+ \rightarrow K^+\pi^0$ are self-tagging, and can be used to learn γ in more than one way. The three processes are dominated by penguin amplitudes, which can be related to each other by isospin alone. Subdominant electroweak penguin contributions are either color-suppressed or can be related to corresponding tree amplitudes by flavor SU(3), with small SU(3) breaking corrections. This provides two useful schemes, to be described here [29], in which the number of measurables equals the number of unknowns, thus allowing a determination of the weak phase γ between penguin and tree amplitudes. The decay rate for $B^0 \rightarrow K^0\pi^0$ is related to the above three processes by an approximate sum rule [30]. A current discrepancy in the sum rule, showing an enhancement in modes involving a neutral pion [31], indicates either a systematic underestimate of the efficiency for π^0 detection or new physics in $\Delta I = 1$ transitions. The first effect may be canceled out by considering the product of two ratios of rates involving all four processes [31]. We will mention briefly the information

on γ obtained when using this measurable.

3.1 $B^0 \rightarrow K^+\pi^-$ versus $B^+ \rightarrow K^0\pi^+$

Using isospin symmetry, we may write

$$A(B^0 \rightarrow K^+\pi^-) = |P'|e^{i\delta} - |T'|e^{i\gamma} , \quad (11)$$

where the first term describes also the amplitude (10) for $B^+ \rightarrow K^0\pi^+$. As mentioned, we neglect a very small color-suppressed electroweak penguin contribution. Denoting $r \equiv |T'|/|P'|$, we define a charge-averaged ratio of rates

$$R_0 \equiv \frac{\overline{\Gamma}(K^\pm\pi^\mp)}{\overline{\Gamma}(K^0\pi^\pm)} = 1 - 2r \cos \delta \cos \gamma + r^2 \geq \sin^2 \gamma , \quad (12)$$

and a CP asymmetry

$$A_{\text{CP}}(K^+\pi^-) \equiv \frac{\Gamma(K^-\pi^+) - \Gamma(K^+\pi^-)}{\Gamma(K^-\pi^+) + \Gamma(K^+\pi^-)} = -2r \sin \delta \sin \gamma / R_0 , \quad (13)$$

both of which are functions of r, δ and γ [32]. The inequality in (12) holds for all values of r and δ , and would provide an interesting constraint on γ if R_0 were smaller than one [33]. The present experimental value [11], $R_0 = 0.99 \pm 0.09$, is however consistent with one.

We eliminate δ and plot in Fig. 2 [31, 35] R_0 versus γ for the currently allowed 1σ range [11, 16], $|A_{\text{CP}}(K^+\pi^-)| < 0.13$. The parameter r , obtained by comparing $B \rightarrow K\pi$ and $B \rightarrow \pi\pi$, involves a large theoretical uncertainty, $0.13 < r_{\text{th}} < 0.21$ [34]. The most conservative constraints on γ are obtained for $r = 0.13$. We see that $\pm 1\sigma$ bounds on R_0 imply $\gamma > 60^\circ$, excluding about half of the currently allowed values of γ in Eq. (1). A slightly more precise measurement of R_0 is needed in order to obtain new constraints on γ at a 95% confidence level.

3.2 $B^+ \rightarrow K^+\pi^0$ versus $B^+ \rightarrow K^0\pi^+$

The amplitude for B^+ decays into $|K\pi, I = 3/2\rangle$ obtains contributions from tree and electroweak penguin operators which are approximately proportional to each other [36]. The two physical amplitudes for charged B decays may be written in terms of penguin (P') and tree ($T' + C'$) amplitudes, and the proportionality constant $\delta_{\text{EW}} = 0.65 \pm 0.15$,

$$\sqrt{2}A(B^+ \rightarrow K^+\pi^0) = |P'|e^{i\delta_c} - |T' + C'|e^{i\gamma} - \delta_{\text{EW}} , \quad (14)$$

$$-A(B^+ \rightarrow K^0\pi^+) = |P'|e^{i\delta_c} . \quad (15)$$

Denoting $r_c \equiv |T' + C'|/|P'|$, and defining a ratio of rates R_c and an asymmetry A_{CP} , one has

$$R_c \equiv \frac{2\overline{\Gamma}(K^\pm\pi^0)}{\overline{\Gamma}(K^0\pi^\pm)} = 1 - 2r_c \cos \delta_c (\cos \gamma - \delta_{\text{EW}}) + r_c^2 (1 - 2\delta_{\text{EW}} \cos \gamma + \delta_{\text{EW}}^2) , \quad (16)$$

$$A_{\text{CP}}(K^+\pi^0) \equiv \frac{\Gamma(K^-\pi^0) - \Gamma(K^+\pi^0)}{\Gamma(K^-\pi^0) + \Gamma(K^+\pi^0)} = -2r_c \sin \delta_c \sin \gamma / R_c . \quad (17)$$

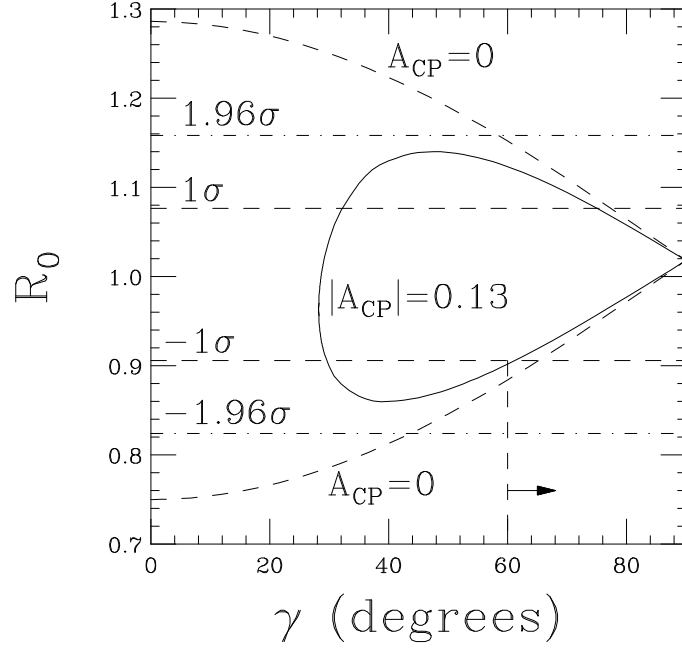


Figure 2: R_0 as a function of γ for $r = 0.13$ and $|A_{\text{CP}}(K^+\pi^-)| = 0.13$ (solid curve) or $A_{\text{CP}}(K^+\pi^-) = 0$ (dashed curve). Horizontal dashed lines denote $\pm 1\sigma$ experimental limits of R_0 , while dot-dashed lines denote 95% c.l. limits. The lower branches of the curves correspond to $\cos \delta \cos \gamma > 0$.

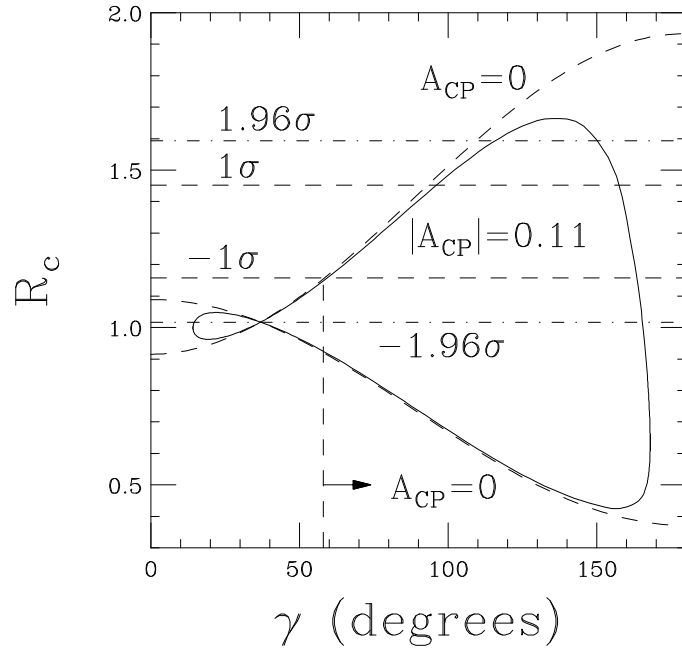


Figure 3: R_c as a function of γ for $r_c = 0.22$ and $|A_{\text{CP}}(K^+\pi^0)| = 0.11$ (solid curve) or $A_{\text{CP}}(K^+\pi^0) = 0$ (dashed curve). Horizontal dashed lines denote $\pm 1\sigma$ experimental limits of R_c , while dot-dashed lines denote 95% c.l. limits. The lower branches of the curves correspond to $\cos \delta_c (\cos \gamma - \delta_{\text{EW}}) > 0$.

Using the ratio of branching ratios for $B^+ \rightarrow \pi^+\pi^0$ and $B^+ \rightarrow K^0\pi^+$, a range of values, $0.18 < (r_c)_{\text{th}} < 0.22$, is obtained for the parameter r_c [37]. One then eliminates δ_c and plots in Fig. 3 [31, 35] R_c versus γ for the 1σ allowed range [11, 16], $|A_{\text{CP}}(K^+\pi^0)| < 0.11$. The values $r_c = 0.22$, $\delta_{\text{EW}} = 0.80$ are used for the most conservative bounds on γ . We see that the 1σ bounds [11], $R_c = 1.31 \pm 0.15$, already imply $\gamma > 58^\circ$. For $R_c > 1$, the constraint on γ is independent of the asymmetry [36]. Somewhat smaller errors in R_c are needed for useful bounds on γ at a 95% confidence level.

3.3 $B^0 \rightarrow K^0\pi^0$

One may also use the measured decay rate for $B^0/\bar{B}^0 \rightarrow K^0\pi^0$. An approximate sum rule between the four $B \rightarrow K\pi$ decay rates [30] implies that, up to very small corrections, $R_c \approx R_n \equiv \bar{\Gamma}(K^\pm\pi^\mp)/2\bar{\Gamma}(K^0\pi^0)$. The current measurement [11, 16] $R_n = 0.81 \pm 0.10$ is almost 2σ below 1, whereas R_c is 2σ above 1. This discrepancy may be caused either by new physics or by underestimating the π^0 detection efficiency. The latter effect may be canceled out by considering the quantity $(R_c R_n)^{1/2}$, which is also described approximately by the right-hand-side of Eq. (16). The current 1σ bounds, $(R_c R_n)^{1/2} = 1.03 \pm 0.09$, imply $\gamma \leq 77^\circ$ [31].

4 The CP asymmetry in $B^+ \rightarrow \eta\pi^+$

B^+ decays into $\eta\pi^+$ and $\eta'\pi^+$ were anticipated to involve large CP asymmetries [38], originating in an interference of tree and penguin amplitudes with comparable magnitudes. Indeed, a recent BaBar result [39] favors a large asymmetry in $B^+ \rightarrow \eta\pi^+$. The η and η' correspond to octet-singlet mixtures

$$\eta = \eta_8 \cos \theta_0 + \eta_1 \sin \theta_0, \quad \eta' = -\eta_8 \sin \theta_0 + \eta_1 \cos \theta_0, \quad (18)$$

with $\theta_0 = \sin^{-1}(1/3) = 19.5^\circ$.

The amplitude for $B^+ \rightarrow \eta\pi^+$, decomposed to its flavor contributions,

$$\sqrt{3}A(B^+ \rightarrow \eta\pi^+) = |T + C|e^{i\gamma} + |2P + S|e^{i\delta_c}, \quad (19)$$

contains a tree amplitude which governs $B^+ \rightarrow \pi^+\pi^0$,

$$\sqrt{2}A(B^+ \rightarrow \pi^+\pi^0) = |T + C|e^{i\gamma}. \quad (20)$$

The amplitude of $B^+ \rightarrow \eta\pi^+$ involves also the penguin amplitude P occurring in $B \rightarrow \pi^+\pi^-$ multiplied by a factor two, and a small contribution from a new singlet term S . Denoting $r_\eta \equiv |2P + S|/|T + C|$ and neglecting the small S term, the ratio of penguin to tree amplitudes in this process is given by [11, 40]

$$r_\eta \equiv \frac{|2P + S|}{|T + C|} \gtrsim \frac{2|P|}{|T + C|} = \frac{f_\pi \tan \theta_c}{f_K} \sqrt{\frac{2\mathcal{B}(K^0\pi^+)}{\mathcal{B}(\pi^+\pi^0)}} = 0.51 \pm 0.04. \quad (21)$$

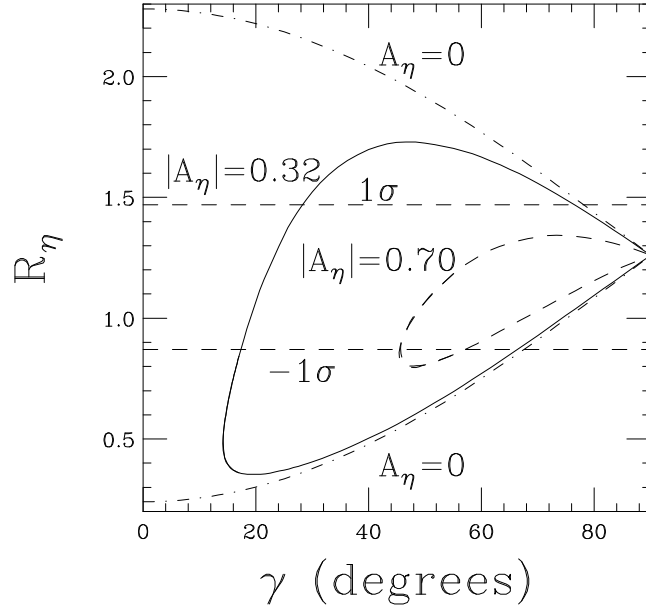


Figure 4: R_η as a function of γ for $r_\eta = 0.51$ and $|A_\eta| = 0.70$ (solid curve) or $A_\eta = 0$ (dashed curve). Horizontal dashed lines denote $\pm 1\sigma$ experimental limits of R_η . The upper branches of the curves correspond to $\cos \delta_c \cos \gamma > 0$

Defining a ratio of rates for the two processes, R_η , and an asymmetry in $B^\pm \rightarrow \eta\pi^\pm$, A_η , one has

$$R_\eta \equiv \frac{3\overline{\Gamma}(\eta\pi^\pm)}{2\overline{\Gamma}(\pi^\pm\pi^0)} = 1 + r_\eta^2 + 2r_\eta \cos \delta_c \cos \gamma, \quad (22)$$

$$A_\eta \equiv \frac{\Gamma(\eta\pi^-) - \Gamma(\eta\pi^+)}{\Gamma(\eta\pi^-) + \Gamma(\eta\pi^+)} = -2r_\eta \sin \delta_c \sin \gamma / R_\eta. \quad (23)$$

In Fig. 4 we eliminated δ_c ; we plot R_η versus γ for the measured 1σ range [39], $A_\eta = -0.51 \pm 0.19$. The 1σ bounds [11], $R_\eta = 1.17 \pm 0.30$, do not constrain γ . We conclude that, although a large CP asymmetry measurement is very important, by itself it would not improve present constraints on γ . This would require a more precise measurement of R_η and reducing the theoretical uncertainty in r_η .

5 γ from $B^\pm \rightarrow DK^\pm$

A theoretically clean method for determining γ , which avoids uncertainties in penguin amplitudes, was proposed some time ago [41], using strangeness changing B decays to neutral charmed mesons. One makes use of an interference between tree amplitudes in decays of the type $B^\pm \rightarrow DK^\pm$, from $\bar{b} \rightarrow \bar{c}u\bar{s}$ and $\bar{b} \rightarrow \bar{u}c\bar{s}$, for which the weak phase difference is γ . Several variants of this method were studied in the literature [42]. Here we will report the status of applying the original scheme [43], based on decays to D^0 flavor states and D^0 CP eigenstates, for which all the necessary observables were measured.

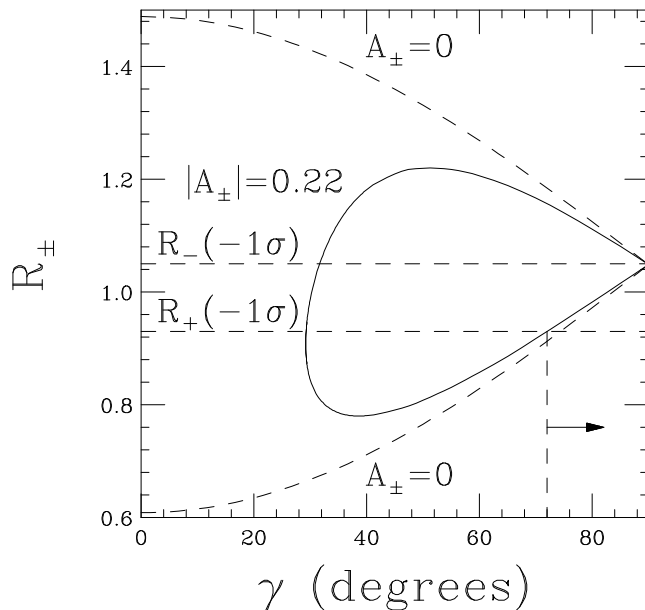


Figure 5: R_{\pm} as functions of γ for $r = 0.22$ and $|A_{\pm}| = 0.22$ (solid curve) or $A_{\pm} = 0$ (dashed curve). Horizontal dashed lines denote 1σ experimental lower limits of R_{-} and R_{+} . The lower and upper branches of the curves of R_{+} and R_{-} , respectively, correspond to $\cos \delta \cos \gamma < 0$.

Denoting by r the ratio of amplitudes from $\bar{b} \rightarrow \bar{u}c\bar{s}$ and $\bar{b} \rightarrow \bar{c}u\bar{s}$, its weak phase by γ and its strong phase by δ , one finds for the two ratios of rates for even/odd CP and for flavor states, R_{\pm} , and for the two corresponding CP asymmetries, A_{\pm} , expressions as in Section 3.1:

$$R_{\pm} = \frac{\Gamma(D_{\text{CP}\pm}^0 K^-) + \Gamma(D_{\text{CP}\pm}^0 K^+)}{\Gamma(D^0 K^-)} = 1 + r^2 \pm 2r \cos \delta \cos \gamma, \quad (24)$$

$$A_{\pm} = \frac{\Gamma(D_{\text{CP}\pm}^0 K^-) - \Gamma(D_{\text{CP}\pm}^0 K^+)}{\Gamma(D_{\text{CP}\pm}^0 K^-) + \Gamma(D_{\text{CP}\pm}^0 K^+)} = \pm 2r \sin \delta \sin \gamma / R_{\pm}. \quad (25)$$

In principle, the three independent observables determine r , δ and γ . In practice, this may be difficult if r is small. Since this ratio involves the ratio of CKM factors $|V_{ub}^* V_{cs} / V_{cb}^* V_{us}| = 0.4-0.5$ and a probably comparable color-suppression factor [44], a crude estimate is $r \sim 0.2$ [43].

Averages of values measured by the Belle (Be) and BaBar (Ba) collaborations are [45]

$$R_{+} = 1.09 \pm 0.16 \text{ (Be \& Ba)}, \quad R_{-} = 1.30 \pm 0.25 \text{ (Be)} \Rightarrow r = 0.44_{-0.22}^{+0.14}, \quad (26)$$

$$A_{+} = 0.07 \pm 0.13 \text{ (Be \& Ba)}, \quad A_{-} = -0.19 \pm 0.18 \text{ (Be)} \Rightarrow |A_{\pm}|_{\text{ave}} = 0.11 \pm 0.11 \quad (27)$$

In order to obtain constraints on γ we eliminate δ , plotting in Fig. 5 R_{\pm} versus γ for allowed A_{\pm} . Using 1σ bounds on R_{\pm} and $|A_{\pm}|_{\text{ave}}$, we note that for these values of R_{-} , the ratios R_{+} and R_{-} are described by the lower and upper branches, respectively, corresponding to $\cos \delta \cos \gamma < 0$. This implies a very strong constraint, $\gamma > 72^{\circ}$, and requires $\cos \delta < 0$ for allowed values of γ . More precise measurements of R_{\pm} are needed for constraints at a 95% confidence level. One advantage of $B \rightarrow DK$ is that R_{+} and R_{-} are described by different branches of the curves. Since having both $R_{\pm} \geq 1$ is unlikely, either $R_{+} < 1$ or $R_{-} < 1$ implies $\sin^2 \gamma < 1$ which would provide also an upper bound on γ .

6 Conclusions and comparison with other approaches

The phases α and γ affect direct CP asymmetries, which require interference of two amplitudes with different weak and strong phases. Strong phases cannot be calculated reliably. In $B \rightarrow \pi^+\pi^-$, $B \rightarrow K\pi$ and $B^\pm \rightarrow DK^\pm$ ratios of interfering amplitudes are typically $\sim 0.2 - 0.3$, whereas in $B^\pm \rightarrow \eta\pi^\pm$ and $B^\pm \rightarrow \eta'\pi^\pm$ ratios of penguin-to-tree amplitudes are larger, ~ 0.5 and ~ 1 , respectively. These modes are therefore susceptible to large CP asymmetries.

- The two $B \rightarrow \pi^+\pi^-$ asymmetry measurements [28] should converge before drawing any conclusion about α . Indirect evidence for $B \rightarrow \pi^0\pi^0$ already exists from the two isospin related decays. A nonzero branching ratio for this decay mode is expected to be measured soon if the branching ratio is near the upper end of estimated values. This would provide a crucial step in performing a complete or a partial isospin analysis.
- Present experimental bounds on $B \rightarrow K\pi$ asymmetries are quite tight, and branching ratio measurements are sufficient for constraining γ at a 1σ level to the range $60^\circ \leq \gamma \leq 77^\circ$. Some more statistics is needed for new bounds at a high degree of confidence level. In particular, one awaits a resolution of a current discrepancy in a sum rule among the four $B \rightarrow K\pi$ rates, indicating an unexpected enhancement of the two processes involving a π^0 .
- Current measurements of $B^\pm \rightarrow DK^\pm$ constrain γ at 1σ to $\gamma > 72^\circ$. Determining γ in these processes (and in $B \rightarrow DK\pi$ [43]) at a higher confidence level requires more accurate measurements of R_\pm , and would benefit from studying a variety of D^0 decay modes including $D^0 \rightarrow K_S\pi^+\pi^-$ [46], in which CP and flavor quasi-two-body states interfere.

Finally, we wish to make several comments, comparing our approach to charmless B decays with two other approaches. As we have stressed, our arguments were based primarily on flavor symmetries and SU(3) breaking factors used to obtain ratios of amplitudes. The assumption that these effects are given to first order by factorization must be checked experimentally. In the absence of such tests, one chooses values for ratios of amplitudes that imply the most conservative constraints on γ . One must also allow for small rescattering corrections which turn our curves into narrow bands, affecting constraints on γ by a few degrees. Future measurements will test both the effects of SU(3) breaking and those of rescattering, thus permitting less conservative and more restrictive constraints.

Two other approaches [23, 47], which we did not discuss, attempt to calculate within QCD magnitudes and strong phases of weak hadronic B decay amplitudes. These calculations, which differ from one another in their predictions for strong phases, neglect incalculable higher order terms which may be large, and involve several phenomenological parameters depending on meson wave functions. As we have shown, knowledge of certain ratios of amplitudes suffices for constraining the weak phases. These ratios depend on SU(3) breaking factors, given in these approaches by the meson wave functions which must be determined from data. In this respect, our model-independent methods of learning weak phases are the essence of these more ambitious approaches.

Acknowledgments

I am grateful to the Enrico Fermi Institute at the University of Chicago for its kind hospitality, and to C. W. Chiang, D. London, D. Pirjol, J. L. Rosner, N. Sinha, R. Sinha and D. Wyler for collaborations on the subjects mentioned here. I wish to thank J. L. Rosner in particular for providing Fig. 5, and for his useful comments on this manuscript. This work was supported in part by the United States Department of Energy through Grant No. DE FG02 90ER40560.

References

- [1] M. Kobayashi and T. Maskawa, *Prog. Theor. Phys.* **49** (1973) 652.
- [2] A. B. Carter and A. I. Sanda, *Phys. Rev. D* **23** (1981) 1567; I. I. Bigi and A. I. Sanda, *Nucl. Phys. B* **193** (1981) 85.
- [3] BaBar Collaboration, B. Aubert *et al.*, *Phys. Rev. Lett.* **89** (2002) 201802; Belle Collaboration, K. Abe *et al.*, *Phys. Rev. D* **66** (2002) 071102.
- [4] W. Ford, these proceedings.
- [5] M. Gronau, *Phys. Rev. Lett.* **63** (1989) 1451.
- [6] D. London and R. L. Peccei, *Phys. Lett. B* **223** (1989) 257.
- [7] Y. Grossman and M. P. Worah, *Phys. Lett. B* **395** (1997) 241.
- [8] G. Hiller, these proceedings.
- [9] M. Gronau, Proceedings of the Fifth Topical Conference on the Irresistible Rise of the Standard Model, San Miniato, Italy, 21–25 Apr 1997, *Nucl. Phys. Proc. Suppl.* **65** (1998) 245.
- [10] Y. Grossman, Z. Ligeti, Y. Nir and H. Quinn, hep-ph/0303171; M. Gronau and J. L. Rosner, *Phys. Lett. B* **564** (2003) 90.
- [11] C. W. Chiang, M. Gronau and J. L. Rosner, hep-ph/0306021. This paper is an up-to-date account of branching ratio and CP asymmetry measurements for all B decays into two light charmless pseudoscalars including η and η' . Decay amplitudes are calculated in terms of graphical SU(3) amplitudes.
- [12] A. Höcker *et al.*, *Eur. Phys. J. C* **21** (2001) 225. Updated results may be found at <http://ckmfitter.in2p3.fr/>; H. Lacker, these proceedings.
- [13] M. Gronau and J. L. Rosner, *Phys. Rev. D* **66** (2002) 053003; **66** (2002) 119901(E).
- [14] M. Gronau and D. London, *Phys. Rev. Lett.* **65** (1990) 3381.

- [15] M. Gronau, D. Pirjol and T. M. Yan, Phys. Rev. D **60** (1999) 034021; A. J. Buras and R. Fleischer, Eur. Phys. J. C **11** (1999) 93.
- [16] M. Bona, these proceedings.
- [17] Y. Grossman and H. R. Quinn, Phys. Rev. D **58** (1998) 017504. See also J. Charles, Phys. Rev. D **59** (1999) 054007.
- [18] M. Gronau, D. London, N. Sinha and R. Sinha, Phys. Lett. B **514** (2001) 315.
- [19] LEP B Oscillation Working Group, <http://lepibosc.web.cern.ch/LEPBOSC/>. See also V. Jain, these proceedings.
- [20] D. Zeppenfeld, Zeit. Phys. C **8**, 77 (1981).
- [21] M. J. Savage and M. B. Wise, Phys. Rev. D **39** (1989) 3346; **40** (1989) 3127(E).
- [22] M. Gronau, O. F. Hernández, D. London, and J. L. Rosner, Phys. Rev. D **50** (1994) 4529; Phys. Rev. D **52** (1995) 6374.
- [23] M. Beneke, G. Buchalla, M. Neubert and C. T. Sachrajda, Phys. Rev. Lett. **83** (1999) 1914; Nucl. Phys. B **606** (2001) 245.
- [24] M. Gronau and J. L. Rosner, Phys. Rev. D **65** (2002) 093012.
- [25] Z. Luo and J. L. Rosner, Phys. Rev. D **65** (2002) 054027; hep-ph/0305262.
- [26] J. Charles, Phys. Rev. D **59** (1999) 054007.
- [27] A. F. Falk, A. L. Kagan, Y. Nir and A. A. Petrov, Phys. Rev. D **57** (1998) 4290; M. Neubert, JHEP **9902** (1999) 014; M. Gronau, Phys. Lett. B **492** (2000) 297.
- [28] H. Sagawa, these proceedings.
- [29] Other studies of weak phases in $B \rightarrow K\pi$ using flavor SU(3) include N. G. Deshpande, X. G. He, W. S. Hou and S. Pakvasa, Phys. Rev. Lett. **82** (1999) 2240; A. I. Buras and R. Fleischer, Ref. [15]; Eur. Phys. J. C **16** (2000) 97; X. G. He, C. L. Hsueh and J. Q. Shi, Phys. Rev. Lett. **84** (2000) 18.
- [30] H. J. Lipkin, Phys. Lett. B **445** (1999) 403; M. Gronau and J. L. Rosner, Phys. Rev. D **59** (1999) 113002.
- [31] M. Gronau and J. L. Rosner, hep-ph/0307095, submitted to Phys. Lett. B.
- [32] M. Gronau and J. L. Rosner, Phys. Rev. D **57** (1998) 6843.
- [33] R. Fleischer and T. Mannel, Phys. Rev. D **57** (1998) 2752.
- [34] M. Gronau and J. L. Rosner, Phys. Rev. D **65** (2002) 013004; **65** (2002) 079901(E).

- [35] J. L. Rosner, hep/ph-0305315, talk presented at LHC 2003 Symposium, Fermilab, May 1-3, 2003.
- [36] M. Neubert and J. L. Rosner, Phys. Lett. B **441** (1998) 403; Phys. Rev. Lett. **81** (1998) 5076; M. Gronau, D. Pirjol and T. M. Yan, Phys. Rev. D **60** (1999) 034021.
- [37] M. Gronau, J. L. Rosner and D. London, Phys. Rev. Lett. **73** (1994) 21.
- [38] S. Barshay, D. Rein and L. M. Sehgal, Phys. Lett. B **259** (1991) 475; A. S. Dighe, M. Gronau and J. L. Rosner, Phys. Lett. B **367** (1996) 357; **377**, 325(E) (1996); Phys. Rev. Lett. **79** (1997) 4333; M. R. Ahmady and E. Kou, Phys. Rev. D **59** (1999) 054014.
- [39] BaBar Collaboration, B. Aubert *et al.*, hep-ex/0303039; presented at XXXVIII Rencontres de Moriond on QCD and High Energy Hadronic Interactions, March 22–29, 2003, Les Arcs, France.
- [40] The large ratio of penguin-to-tree amplitudes in $B^+ \rightarrow \eta\pi^+$ can be argued from U-spin [11]. The corresponding ratio in $B^+ \rightarrow \eta'\pi^+$ is about one.
- [41] M. Gronau and D. Wyler, Phys. Lett. B **265** (1991) 172; M. Gronau and D. London, Phys. Lett. B **253** (1991) 483; M. Gronau, Phys. Rev. D **58** (1998) 037301.
- [42] I. Dunietz, Phys. Lett. B **270** (1991) 75; D. Atwood, G. Eilam, M. Gronau and A. Soni, Phys. Lett. B **341** (1995) 372; D. Atwood, I. Dunietz and A. Soni, Phys. Rev. Lett. **78** (1997) 3257; Phys. Rev. D **63** (2001) 036005; B. Kayser and D. London, Phys. Rev. D **61** (2000) 116013; D. London, N. Sinha and R. Sinha, Phys. Rev. Lett. **85** (2000) 1805; Y. Grossman, Z. Ligeti and A. Soffer, Phys. Rev. D **67** (2003) 071301; R. Fleischer, Phys. Lett. B **562** (2003) 234; Nucl. Phys. B **659** (2003) 321.
- [43] M. Gronau, Phys. Lett. B **557** (2003) 198.
- [44] Belle Collaboration, K. Abe *et al.*, Phys. Rev. Lett. **88** (2002) 052002; CLEO Collaboration, T.E. Coan *et al.*, Phys. Rev. Lett. **88** (2002) 062001. BABAR Collaboration, B. Aubert *et al.*, BABAR-CONF-02/17, hep-ex/0207092.
- [45] Belle Collaboration, S. K. Swain *et al.*, hep-ex/0304032; BaBar Collaboration, B. Aubert *et al.*, hep-ex/0207087, BABAR-CONF-02/018; F. Wilson, presented at the XXXVIII Rencontres de Moriond, Ref. [19]; CLEO Collaboration, A. Bornheim *et al.*, hep-ex/0302026. Values of R_{\pm} are obtained as ratios of K -to- π ratios of branching ratios measured for D^0 CP states and for a D^0 flavor state. For the latter K -to- π ratio, we use an average of measurements made by CLEO, Belle and BaBar.
- [46] A. Giri, Y. Grossman, A. Soffer and J. Zupan, hep-ph/0303187; A. Bondar, private communication.
- [47] Y. Y. Keum, H. N. Li and A. I. Sanda, Phys. Lett. B **504** (2001) 6; Phys. Rev. D **63** (2001) 054008; E. Kou, these proceedings.