



Interpreting CP Asymmetries in $B^0 \rightarrow \pi^+\pi^-$ Decays.

A. Höcker^a, H. Lacker^a, M. Pivk^b and L. Roos^b

^aLaboratoire de l'Accélérateur Linéaire,
IN2P3-CNRS et Université de Paris-Sud, BP 34, F-91898 Orsay Cedex, France

^bLPNHE-Paris, IN2P3-CNRS et Université de Paris VI-VII, Tour 33 rdc, 4 place Jussieu, 75232 Paris cedex 05, France

We discuss methods used to interpret the measurements of CP -asymmetry in $B^0 \rightarrow \pi^+\pi^-$ within the framework of the Standard Model. Interpretations using various theoretical inputs are given, ranging from the rather general, yet unproductive, properties based on strong isospin symmetry to highly predictive calculations using QCD Factorization. The calculations are performed using the software package *CKMfitter* and a frequentist method, *Rfit*.

1 Introduction

Unlike the measurement of $\sin 2\beta$ from $B^0 \rightarrow J/\psi K_S^0$ or similar channels, multiple weak phases have to be considered in the analyses of charmless B decays aiming at the extraction of $\sin 2\alpha$. We discuss here the physical implications of the *BABAR* and *Belle* results on time-dependent CP -violating asymmetries in $B^0 \rightarrow \pi^+\pi^-$, taking into account averaged results on branching fractions of $B \rightarrow hh'$ decays (h, h' denoting neutral or charged pions or kaons). The data are interpreted through various frameworks [1], starting from theoretical assumptions such as $SU(2)$ invariance and reaching highly predictive QCD factorization calculations.

The computational work has been carried out using the program package *CKMfitter* [2]. The statistical approach *Rfit*, which is based on a frequentist understanding of systematic theoretical uncertainties is used. Theoretical parameters are treated as freely varying, bound or unbound, in the fit.

2 Theoretical frameworks

2.1 Basic Formulae and Definitions

The complex Standard Model amplitudes for $B^0 \rightarrow \pi^+\pi^-$ decays have contributions from tree (T) and penguin (P) amplitudes with different weak and strong phases, in general. Exchange diagrams are included in the tree since they have the same weak phase. The transition amplitudes are given by¹

$$A^{+-}(B^0 \rightarrow \pi^+\pi^-) = |V_{ud}V_{ub}^*|e^{i\gamma}T^{+-} + |V_{td}V_{tb}^*|e^{-i\beta}P^{+-} \quad (1)$$

$$\overline{A}^{+-}(\overline{B}^0 \rightarrow \pi^+\pi^-) = |V_{ud}V_{ub}^*|e^{-i\gamma}T^{+-} + |V_{td}V_{tb}^*|e^{i\beta}P^{+-} \quad (2)$$

¹We have used unitarity to reorganize the c, u and t penguin amplitudes according to their weak phases in the tree and penguin components of Eqs. (1,2).

where $V_{td} = |V_{td}|e^{-i\beta}$ and $V_{ub} = |V_{ub}|e^{-i\gamma}$, with β and γ being the angles of the UT. The time-dependent CP asymmetry of the physical $B^0\overline{B}^0$ system is given by

$$\begin{aligned} a_{CP}(\Delta t) &\equiv \frac{\Gamma(\overline{B}_{\text{phys}}^0(\Delta t) \rightarrow \pi^+\pi^-) - \Gamma(B_{\text{phys}}^0(\Delta t) \rightarrow \pi^+\pi^-)}{\Gamma(\overline{B}_{\text{phys}}^0(\Delta t) \rightarrow \pi^+\pi^-) + \Gamma(B_{\text{phys}}^0(\Delta t) \rightarrow \pi^+\pi^-)} \\ &= S_{\pi\pi}\sin(\Delta m_d\Delta t) - C_{\pi\pi}\cos(\Delta m_d\Delta t), \end{aligned} \quad (3)$$

where Δm_d is the $B^0\overline{B}^0$ oscillation frequency, Δt is the time difference between the two B decays, and the coefficients of the sine and cosine terms are given by²

$$S_{\pi\pi} = \frac{2\text{Im}\lambda_{\pi\pi}}{1 + |\lambda_{\pi\pi}|^2}, \quad C_{\pi\pi} = \frac{1 - |\lambda_{\pi\pi}|^2}{1 + |\lambda_{\pi\pi}|^2} \quad \text{and} \quad \lambda_{\pi\pi} = e^{-2i\beta} \frac{\overline{A}^{+-}}{A^{+-}} \quad (4)$$

Due to the presence of tree and penguin contributions, the phase of $\lambda_{\pi\pi}$ is shifted from α by the relative strong phase $\delta_{\pi\pi} \equiv \arg(P^{+-}T^{+-*})$ between the penguin and the tree amplitudes. An effective angle α_{eff} that incorporates the phase shift is defined by $\lambda_{\pi\pi} = |\lambda_{\pi\pi}|e^{2i\alpha_{\text{eff}}}$.

In this work, the modulus and the phase of $\frac{P^{+-}}{T^{+-}}$ are constrained or calculated within various theoretical frameworks, described in the next sections.

2.2 Constraints from $SU(2)$ symmetry

Using strong isospin invariance, the amplitudes of the various $B \rightarrow \pi\pi$ decays are related to each other. Moreover, Gronau and London have shown [4] that the measurements of rates and CP asymmetries of the charged and two neutral $\pi\pi$ final states together with the exploitation of their isospin relations provides sufficient information to extract α up to an four-fold ambiguity (within $[0, 2\pi]$).

²We assume that CP violation in mixing is absent, *i.e.*, $|q/p| = 1$.

CP-averaged branching fractions $\mathcal{B}^{ij} = BR(B \rightarrow \pi^i \pi^j)$ together with $C_{\pi\pi}$ and $S_{\pi\pi}$ measurements are used here. Using SU(2) invariance and assuming that electroweak penguins can be neglected, one can write bounds on the relative strong phase $\delta_{\pi\pi}$ and \mathcal{B}^{00} ([5], [3], [6]). Among them³:

$$\cos 2(\alpha - \alpha_{\text{eff}}) \geq \frac{1 - 2\mathcal{B}^{00}/\mathcal{B}^{+0}}{y} + \frac{(\mathcal{B}^{+-} - 2\mathcal{B}^{+0} + 2\mathcal{B}^{00})^2}{4\mathcal{B}^{+-}\mathcal{B}^{+0}y} \quad (5)$$

where $y \equiv \sqrt{1 - C_{\pi\pi}^2}$.

2.3 Improved bound using SU(3) flavour symmetry

An additional experimental input, the branching fraction of the $B^0 \rightarrow K^+ \pi^-$ decay, is used. Under the assumption of SU(3) flavour symmetry and neglecting OZI-suppressed penguin annihilation diagrams, which contribute to $B^0 \rightarrow \pi^+ \pi^-$ but not to $B^0 \rightarrow K^+ \pi^-$, the penguin amplitudes in $B^0 \rightarrow \pi^+ \pi^-$ and $B^0 \rightarrow K^+ \pi^-$ are equal, which leads to the bound [3]:

$$\cos 2(\alpha - \alpha_{\text{eff}}) \geq \frac{1 - 2\lambda^2 \mathcal{B}_{K\pi}^{+-}/\mathcal{B}^{+-}}{y} \quad (6)$$

where λ is the Wolfenstein parameter.

The flavour symmetry SU(3) is only approximately realized in nature and one may expect violations of up to 30% on the amplitudes. However, the bound in Eq. (6) can be considered as conservative, since SU(3) breaking correction could strengthen the bound. Indeed, under the assumption of factorization, the ratio of branching fractions $\mathcal{B}_{K\pi}^{+-}/\mathcal{B}^{+-}$ would be lowered by a factor $(f_\pi/f_K)^2 \simeq 0.67$.

2.4 Estimating $|P^{+-}|$ from $B^+ \rightarrow K^0 \pi^+$

In addition to the isospin relations, the penguin amplitude $|P^{+-}|$ is inferred from the branching fraction of the penguin-only mode $B^+ \rightarrow K^0 \pi^+$, $\mathcal{B}(B^+ \rightarrow K^0 \pi^+) = |V_{tb}^* V_{ts}|^2 |P_{K\pi}^{0+}|^2$ by setting [7] $|P^{+-}| \approx \frac{1}{\sqrt{r_\tau}} \frac{f_\pi}{f_K} \frac{1}{R_{\text{th}}} |P_{K\pi}^{0+}|$.

$r_\tau = \tau_{B^+}/\tau_{B^0} = 1.086 \pm 0.016$ [8]; $\frac{f_\pi}{f_K}$ corrects for SU(3) breaking estimated within naive factorization, *i.e.*, neglecting strong rescattering amplitudes; $R_{\text{th}} = 0.98 \pm 0.05$ [9], introduces a theoretical estimate of SU(3) breaking. One has to stress that no theoretical error on the various dynamical assumptions, such as the size of non-factorizable contributions, or the assumption that $B^+ \rightarrow K^0 \pi^+$ is given by a pure penguin amplitude, is assigned here. Note that the strong phase $\delta_{\pi\pi}$ remains unconstrained in this method.

³The bounds below and in next section are given only to understand the results presented in section 4, produced with the *CKMfitter* program.

2.5 QCD factorization

New theoretical methods to calculate the tree and penguin amplitudes in $B \rightarrow hh'$ on the basis of QCD have been developed in recent years. Such calculations can be used to predict the penguin-to-tree amplitude ratio and translate a measurement of $S_{\pi\pi}$ and $C_{\pi\pi}$ into a powerful constraint on the CKM phases. However, they still need to be validated by experimental data. In the present work, the QCD Factorization Approach (QCD FA) [9] is used. If not stated otherwise, the non-factorizable non-calculable contributions from annihilation processes and hard spectator interactions are fixed to the default values, as defined by the authors (see Ref. [9] for more details).

3 The Input Data

Mode	World average [10] [12]
$B^0 \rightarrow \pi^+ \pi^-$	4.78 ± 0.54
$B^+ \rightarrow \pi^+ \pi^0$	5.83 ± 0.96
$B^+ \rightarrow \pi^0 \pi^0$	$2.01^{+0.70}_{-0.67}$
$B^0 \rightarrow K^+ \pi^-$	18.46 ± 0.98
$B^+ \rightarrow K^0 \pi^+$	$18.09^{+1.73}_{-1.69}$

Table 1. $B \rightarrow hh'$ branching fractions (in units of 10^{-6} , status as of ICHEP 2002)

The branching fractions of all $B \rightarrow hh'$ modes used in the analysis ($hh' = \pi, K$) are given in Table 1. We also use the results on time-dependent CP asymmetry measured by BABAR [10] and Belle [11] (statistical and systematic errors have been added in quadrature):

	$S_{\pi\pi}$	$C_{\pi\pi}$	ρ
BABAR	0.02 ± 0.34	-0.30 ± 0.25	-0.10
Belle	-1.23 ± 0.42	-0.77 ± 0.28	0.024
Average	-0.49 ± 0.19	-0.46 ± 0.26	0.058
χ^2	$7.2 \rightarrow 2.8\sigma$		

where we have reversed the sign of Belle's $C_{\pi\pi} = -A_{\pi\pi}$ to account for the different convention adopted. The last column in Eq. (7) gives the statistical correlation coefficients between $S_{\pi\pi}$ and $C_{\pi\pi}$ as quoted by the experiments.

4 Numerical Analysis of $B \rightarrow hh'$ Decays

The constraints on α , obtained in the frameworks discussed above, from the $S_{\pi\pi}$ and $C_{\pi\pi}$ measurements of BABAR and

Belle are shown in Fig. 1. They are compared with the constraint obtained with the standard CKM fit [2].

Due to the large upper limit for \mathcal{B}^{00} , potentially caused by the presence of a signal, there are essentially no constraints from the SU(2) analysis. Using in addition SU(3) one begins to weakly rule out regions of α and even more, non-trivial information can be obtained when estimating $|P^{+-}|$ from $B^+ \rightarrow K^0\pi^+$. Nevertheless, no theoretical errors have been assigned here with respect to the dynamical assumptions made. Only when using the highly predictive QCD factorisation for $|P^{+-}/T^{+-}|$ and $\delta_{\pi\pi}$ relatively stringent constraints on α are obtained, which with present statistics are already competitive with those obtained from the standard CKM fit and are found to be in reasonable agreement.

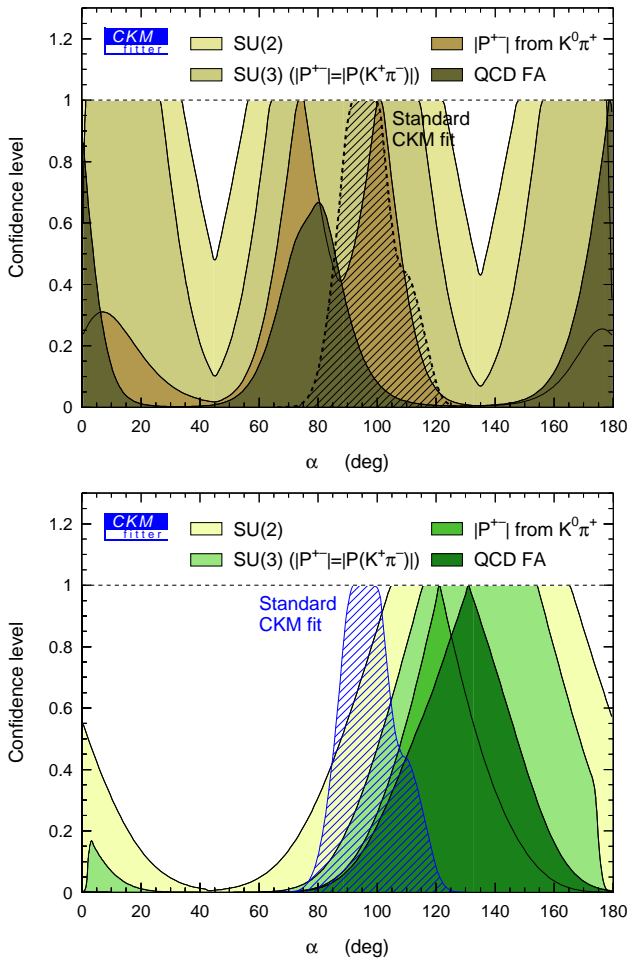


Figure 1. Confidence levels in α through various theoretical frameworks and using $C_{\pi\pi}$ and $S_{\pi\pi}$ BABAR (top) and Belle (bottom) measurements and world average branching fractions of $B \rightarrow hh'$ decays. The radius $(\bar{\rho}^2 + \bar{\eta}^2)^{1/2}$ has been confined using in addition $|V_{ub}|$. Overlaid (hatched area) is the prediction from the standard CKM fit.

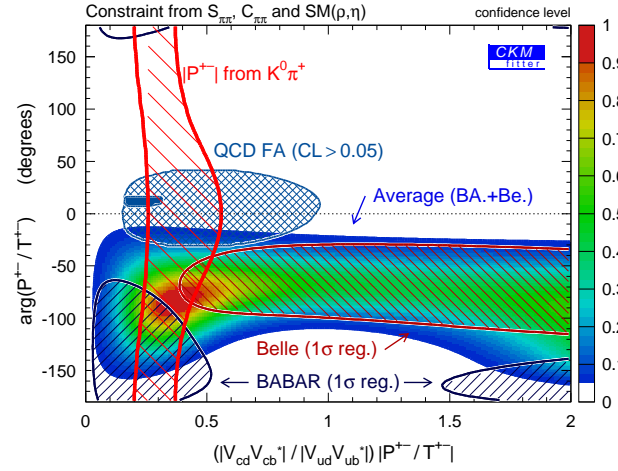


Figure 2. Constraints on the penguin-to-tree ratio $|P^{+-}/T^{+-}|$ and the relative strong phase $\delta_{\pi\pi}$. The shaded (coloured) region gives the confidence levels obtained from a fit using the isospin relation between amplitude and the $C_{\pi\pi}$, $S_{\pi\pi}$ measurements of BABAR and Belle (averaged). Also shown are the 5% CL contours corresponding to the approaches presented in subsection 2.4 and 2.5. For QCD FA, the computation results are shown with the non-factorizable contribution parametrization fixed (small elliptical area) and free (large elliptical area).

One can invert the point-of-view and constrain the QCD unknowns penguin-to-tree ratio $|P^{+-}/T^{+-}|$ and its phase instead of the CKM parameters. This assumes that the measurements of $S_{\pi\pi}$ and $C_{\pi\pi}$ are in agreement with the constraints obtained on $\bar{\rho}$ and $\bar{\eta}$ in the standard CKM fit, *i.e.*, no new physics comes into play. The resulting confidence levels are shown in Fig. 2. Since the standard CKM fit constrains $\bar{\eta}$ to be positive (and thus $\gamma > 0$), the preferred values for $\delta_{\pi\pi}$ are negative to accommodate for negative values of $C_{\pi\pi}$. On the other hand, QCD FA predicts a small positive $\delta_{\pi\pi}$ value. Unfortunately, when the parametrization of the non-factorizable contributions is left free, QCD FA loses its predictable power⁴ (hatched elliptical area in Fig. 2).

5 Prospects

The ultimate goal of the experimental effort should be the unequivocal determination of α without relying on model dependent theoretical descriptions but rather performing the full isospin analysis. In the following study, present central values of branching fractions given in Table 1 are assumed and the BABAR values of $C_{\pi\pi}$ and $S_{\pi\pi}$ are used.

Figure 3 shows the residual $\alpha - \alpha_{\text{eff}}$ in four cases: (i) the current statistics (but assuming the individual rates

⁴We remind that the experimental uncertainty in the present knowledge of $\bar{\rho}$ and $\bar{\eta}$ also propagates into the P^{+-}/T^{+-} calculation with QCD FA and that the theoretical errors are added linearly.

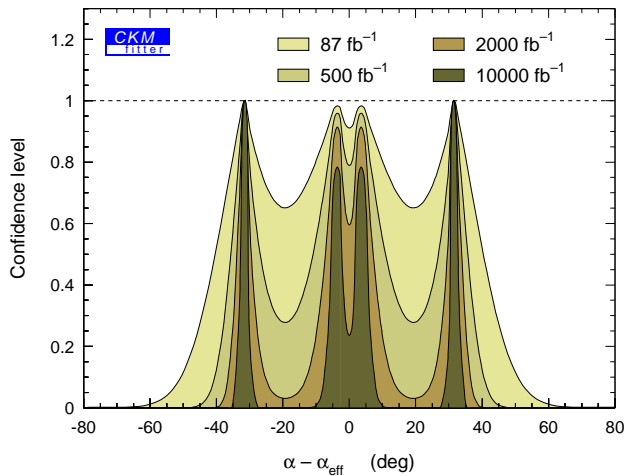


Figure 3. The residual $\alpha - \alpha_{\text{eff}}$ for the ICHEP02 central values (see Table 1) and errors as well as hypothetical luminosities of BABAR, Belle and future B-factories (always keeping the central values unchanged). Due to finite binning only, the central peaks do not reach until $\text{CL} = 1$. The full isospin analysis is employed.

$B^0(\bar{B}^0) \rightarrow \pi^0\pi^0$ have been measured, see below), (ii) a luminosity of 500 fb^{-1} reached by BABAR in a few years from now, (iii) hypothetical 2000 fb^{-1} reached by the first generation B-factories at the end of their running period and, (iv), 10000 fb^{-1} collected by a second generation B factory after a few years of running. We assume that direct CPV is absent ($|\lambda_{\pi^0\pi^0}| = 1$) leading to the symmetric solutions shown in Fig. 3. Mistag rates and the dilution from the time-integrated measurement have been taken into account in the extrapolation. For missing $B^0 \rightarrow \pi^0\pi^0$ flavour information (as currently the case), only the outer borders of the curves can be obtained from the isospin analysis, while the inner structure remains unresolved because the relative strong phase is unconstrained. The inner structure reveals the remnants of the four-fold ambiguity of the full isospin analysis in the range $\alpha \in \{0, 2\pi\}$. For this setup of central values, only luminosities of the order of 10 ab^{-1} allow separation of the solutions. Without a separation, the overall allowed region exceeds the uncertainty of the SM fit.

6 Conclusion

We have studied various strategies proposed in the literature to interpret the time-dependent asymmetry measured in $B^0 \rightarrow \pi^+\pi^-$ decays in terms of CKM parameters.

At present, significant constraints on the penguin pollution are only provided by theoretical calculations predicting the complex value of P^{+-}/T^{+-} such as QCD FA. However, a confrontation of these calculations with experimental data of better statistics is still to come.

The strategy proposed by Gronau and Rosner using $B^+ \rightarrow K^0\pi^+$ within some dynamical assumptions provides a qualitative interpretation. The SU(2) bounds do not lead to useful constraints on $|\alpha - \alpha_{\text{eff}}|$, since the upper limit on \mathcal{B}^{00} is rather large. Not very well-known is the fact that a much better penguin bound is obtained from a strategy proposed by Charles, who uses the branching fraction of the penguin-dominated $B^0 \rightarrow K^+\pi^-$ and assumes SU(3) as well as weak additional theoretical presumptions. Unfortunately, at present, also in this case the constraint on $|\alpha - \alpha_{\text{eff}}|$ is not stringent enough to measure α .

The present experimental information on \mathcal{B}^{00} is compatible with a branching ratio of the order $(1 - 2) \cdot 10^{-6}$. In this case, it would be possible to perform the full isospin analysis as proposed by Gronau and London and to extract the penguin contribution from data. However, to constrain $|\alpha - \alpha_{\text{eff}}|$ with good precision and to separate the ambiguities would require an integrated luminosity of $\sim 10 \text{ ab}^{-1}$.

References

1. A. Höcker, H. Lacker, M. Pivk and L. Roos, LAL 02-103, LPNHE 2002-15, <http://ckmfitter.in2p3.fr>
2. A. Höcker, H. Lacker, S. Laplace and F. Le Diberder, *Eur. Phys. J.* **C21**, 225, 2001 [hep-ph/0104062]; <http://ckmfitter.in2p3.fr>
3. J. Charles, *Phys. Rev.* **D59** 054007, 1999 [hep-ph/9806468]
4. M. Gronau and D. London, *Phys. Rev. Lett.* **65** 3381, 1990
5. Y. Grossman and H.R. Quinn, *Phys. Rev.* **D58** (1998) 017504
6. M. Gronau, D. London, N. Sinha, R. Sinha, TECHNION-PH-2001-27, UdeM-GPP-TH-01-89, IMSc-2001/05/27, [hep-ph/0105308]
7. M. Gronau, J. L. Rosner, *Phys. Rev.* **D65** (2002) 013004; Erratum-ibid. **D65** (2002) 079901
8. K. Hagiwara *et al.*, *Phys. Rev.* **D66**, 010001 (2002)
9. M. Beneke, G. Buchalla, M. Neubert, C. T. Sachrajda *Nucl. Phys.* **B606** 245, 2001
10. BABAR Collaboration (B. Aubert *et al.*), hep-ex/0207055, ICHEP'2002
11. Belle Collaboration (K. Abe *et al.*), hep-ex/0204002 (accepted for publication in PRL)
12. BABAR Collaboration (B. Aubert *et al.*), hep-ex/0207065, hep-ex/0207063, hep-ex/0206053; Belle Collaboration (B.C.K. Casey *et al.*), hep-ex/0207090; CLEO Collaboration (D. Cronin-Hennessy *et al.*), hep-ex/0001010; CLEO Collaboration (D.M. Asner *et al.*), *Phys.Rev.* **D65** (2002) 031103