

Form factors in the “point form” of relativistic quantum mechanics: single and two-particle currents

B. Desplanques*

*Laboratoire de Physique Subatomique et de Cosmologie (UMR CNRS/IN2P3–UJF–INPG),
F-38026 Grenoble Cedex, France*

L. Theußl†

Departamento de Física Teórica, Universidad de Valencia, E-46100 Burjassot, Spain

(Dated: June 8, 2022)

Electromagnetic and Lorentz-scalar form factors are calculated for a bound system of two spinless particles exchanging a zero-mass scalar particle. Different approaches are considered including solutions of a Bethe-Salpeter equation, a “point form” approach to relativistic quantum mechanics and a non-relativistic one. The comparison of the Bethe-Salpeter results, which play the role of an “experiment” here, with the ones obtained in “point form” in single-particle approximation, evidences sizable discrepancies, pointing to large contributions from two-body currents in the latter approach. These ones are constructed using two constraints: ensuring current conservation and reproducing the Born amplitude. The two-body currents so obtained are qualitatively very different from standard ones. Quantitatively, they turn out not to be sufficient to remedy all the shortcomings of the “point form” form factors evidenced in impulse approximation.

PACS numbers: 11.10.St, 13.40.Gp, 12.39.Ki

I. INTRODUCTION

The point form of relativistic quantum mechanics is much less known than the instant and front forms [1], which have been extensively used for describing few-body systems. Recently, a calculation of the nucleon form factors in the former approach has revealed to be in surprisingly good agreement with experiment up to $Q^2 = 3 - 4 (\text{GeV}/c)^2$ [2]. There is a slight discrepancy for the magnetic moments, but in view of the simplicity of the ingredients involved in the calculation, this is a negligible point.

The examination of the calculation immediately raises questions. It is well known phenomenology that the nucleon form factors at low Q^2 are largely dominated by the coupling of the photon to the nucleon via ω and ρ exchanges (vector meson dominance [3]). The calculation of ref. [2] leaves no room for this important physical contribution, and nothing indicates that the corresponding phenomenology is accounted for in a hidden way by relativistic effects incorporated in the formalism. It is also known that effects in relation with the pion cloud of the nucleon explain the neutron charge radius [4, 5] and there is no need to invoke relativity in this respect. On the other hand, it is surprising that quark form factors (which may account for the above coupling of the ω and ρ mesons) are discarded while they are needed in the construction of the quark-quark interaction used to describe the nucleon [6]. An attempt to incorporate the above physics at the quark level was recently made [7].

When looking at a given system in the Breit frame, the parameter that determines the form factor in “point form” is the velocity [8], $v = (Q/2M)/(1 + Q^2/4M^2)^{1/2}$, where M is the total mass of the system. This has surprising consequences. It immediately follows from this expression that the charge squared radius scales like $1/M^2$ and therefore will increase when $M^2 \rightarrow 0$. This is opposite to what is generally expected. A smaller mass can be obtained by increasing the attraction between the constituents, with the result that, usually, the radius decreases.

Another way to put the problem is as follows. One can add an arbitrary constant to the interaction without changing the wave function, but changing the total mass. For the same dynamics, one would thus get different form factors, depending on the arbitrary constant added to the Hamiltonian and therefore to the mass of the system under consideration. This is a consequence of the formulas used in ref. [2]. We will not discuss in detail the origin of this paradox and how to solve it but its very existence is a fact that cannot be ignored. Notice that the problem arising in the limit $M^2 \rightarrow 0$ is not completely academic as it applies to the pion [9]. A simple dimensional argument would lead to a squared radius of the order of $3/m_\pi^2 \simeq 6 \text{ fm}^2$ (!).

Another point concerns current conservation. The calculation made in ref. [2] does not incorporate mesonic exchange currents that the exchange of charged mesons like the pion implies to preserve this property. Independently of this however, it can be checked that current conservation is not fulfilled. This feature is shared by other approaches. The fact that the total momentum in the “point form” approach contains the interaction, which translates into a particular form of momentum conservation, could make the problem more severe than in the

*Electronic address: desplanq@lpsc.in2p3.fr

†Electronic address: Lukas.Theussl@uv.es

other approaches.

The large difference between the relativistic and non-relativistic calculations has been attributed by the authors themselves to boost effects. Curiously, similar effects have not shown up in other approaches. To take into account the Lorentz contraction, it has been proposed to replace the argument of the form factor, Q^2 , by $Q^2/(1+Q^2/4M^2)$ (see refs. [10, 11] for a discussion). This recipe, only valid at small Q^2 , gives an effect that goes in a direction opposite to that found in ref. [2]. Calculations of the deuteron electro-disintegration near threshold on the light front, which were physically incomplete but were supposed to account for the various boost effects ensuring the covariance of the results, have evidenced no sizable effect up to $Q^2 = 10 (\text{GeV}/c)^2$ [12, 13]. This shows that boost effects can be quite small on a large range of momentum transfers in some cases. It is likely that they show up only for some observables like the nucleon or pion form factors. In this case, non-relativistic estimates of the nucleon (pion) form factor are expected to scale like Q^{-8} (Q^{-4}) at high momentum transfer for a quark-quark force which behaves like $1/r$ at small distances [14]. The discrepancy with the QCD expectation, Q^{-4} (Q^{-2}), is essentially due to a boost effect characterizing spin-1/2 constituents, which is therefore expected to increase the form factor at high Q [15]. In the “point form” calculation of the nucleon form factor performed up to now, the effect goes the other way round. Of course, it may show up at larger Q^2 but this does not seem to be the tendency evidenced by the results. A similar drop off is observed or expected in other calculations (see for instance ref. [15]). The point is that these calculations miss further contributions such as those of extra components in the light-front wave function or contact terms [16]. In their absence, the nucleon and pion form factors would not have the correct asymptotic behavior.

The above observations, quite puzzling in some cases, have motivated calculations of form factors in a simple theoretical model which could minimize as much as possible uncertainties due to spin or intrinsic form factors of the constituents [17]. This model consists of two distinguishable, spin-less particles interacting by the exchange of a spin-less, zero-mass boson (Wick-Cutkosky model [18, 19]). What accounts for the experiment was a calculation performed using solutions of the Bethe-Salpeter equation [20], which are easily obtained in this case. Form factors for the lowest bound states can be calculated exactly without much effort and the single-particle current used in the calculations ensures current conservation in all cases. Though it is not quite realistic, this model therefore provides a useful testing ground for various relativistic approaches. It was used by Karmanov and Smirnov for instance to check the validity of the calculation of the form factors of $l = 0$ and $l = 1$ states in the light-front approach [21]. The form factors calculated in this model will be referred to as “exact” or “experimental” ones in the following. Calculations based on the same “point form” approach as mentioned above were

performed using solutions of a mass operator reproducing the spectrum of the Wick-Cutkosky model. Examination of the results so obtained revealed that form factors were missing the “experimental” ones with two respects. The fall off of form factors is too fast (the power law behavior of the Born amplitude is missed) and the charge radius tends to be too large, especially when the binding energy of the system under consideration increases.

The discrepancy can be ascribed to the inadequacy of the single-particle current to describe the bulk of the form factors, requiring contributions from two-body currents which, in comparison with other approaches, are quite sizable [17]. An alternative would consist in improving the “point form” implementation. The one mostly referred to in recent applications, also considered here, implies hyper-planes perpendicular to the velocity of the system. This feature was foreseen by Sokolov [22], who noticed that this approach is not identical to the one proposed by Dirac, which relies on a hyperboloid surface¹. Proposals for improvements have been sketched in refs. [23, 24].

In the present paper, we concentrate exclusively on the first alternative. Results of a previous work [17] are extended to a Lorentz-scalar probe as well as to different mass operators, to get a better assessment of the problems raised by the comparison of the “point form” results with the “experimental” ones. The sensitivity to the mass operator is also studied. We then consider two-body currents with a double aim: restore current conservation (in the case of an electromagnetic probe) and reproduce the Born amplitude. While doing so, we faced a number of questions. Some are specific to the implementation of the “point form” approach referred to here. However, it turns out that other ones have a more general character and also occur in different forms of relativistic quantum mechanics. Solutions that we considered could therefore be useful elsewhere after being appropriately adapted. They have been accounted for in ref. [24], which was motivated by the question of whether features evidenced by the “point form” approach were shared by the instant- and front-form ones. However, these improvements give rise to a more complicated single-particle current, making the derivation of the associated two-body currents more involved. For the present exploratory work on these currents, we will consider the simplest one-body current. As will be seen, the associated two-body currents are already sophisticated enough.

The plan of the paper is as follows. The second section is devoted to reminding the impulse-approximation

¹ The name point form was given by Dirac in relation with the fact that the hyperboloid surface is invariant under Lorentz transformations around some point, $x = 0$ for instance. The two approaches have in common that the interaction is only contained in the four generators P^μ . To emphasize the difference with this original approach, we will use the notation with quotation marks: “point form”.

expressions of the form factors we are calculating and also includes the case of a scalar probe. In the third section, we extend numerical results presented in a previous paper [17] to the scalar form factor and to other mass operators. The fourth section is concerned with general comments inspired by the results so obtained. It deals with both the low momentum transfers, where current conservation is an important constraint, and high momentum ones, where the consideration of the Born amplitude provides an important benchmark. Results involving two-body currents are given and discussed in the fifth section. Many expressions pertinent to the present work are gathered in the appendix.

II. FORM FACTORS IN DIFFERENT FORMALISMS

Extending our previous work [17], we here consider form factors relative to both a scalar and an electromagnetic probe. Quite generally, the corresponding matrix element between two states with $l = 0$, possibly different, may be expressed as:

$$\begin{aligned} \sqrt{2E_f 2E_i} \langle f | J^\mu | i \rangle &= F_1(q^2)(P_f^\mu + P_i^\mu) + F_2(q^2)q^\mu, \\ \sqrt{2E_f 2E_i} \langle f | S | i \rangle &= F_0(q^2)(4m), \end{aligned} \quad (1)$$

where $q^\mu = P_f^\mu - P_i^\mu$ and $q^2 = -Q^2$. The operators S and J^μ on the l.h.s. of eq. (1), describe the interaction with the external probe, respectively of Lorentz-scalar and vector types. Due to current conservation, the form factors $F_1(q^2)$ and $F_2(q^2)$ have to fulfill the following relationship:

$$F_1(q^2)(M_f^2 - M_i^2) + F_2(q^2)q^2 = 0. \quad (2)$$

For an elastic process, this is automatically fulfilled since $F_2(q^2)$ vanishes identically from symmetry arguments alone, but this does not imply that current conservation holds at the operator level, as it should. For an inelastic process, eq. (2) implies that $F_1(q^2) \rightarrow 0$ with q^2 .

The normalization of the form factors in eq. (1) is for some part arbitrary. Assuming that the system under consideration is made of one charged and one neutral particle, it is appropriate to normalize $F_1(q^2)$ such that $F_1(q^2 = 0) = 1$. In absence of a conservation law for the scalar probe, we normalize the scalar form factor such that $F_0(q^2)$ and $F_1(q^2)$ coincide in the non-relativistic limit. Even so, other normalization factors with the same non-relativistic limit in eq. (1) could be chosen, such as $2M$ instead of $4m$, but we did not find any compelling reason to do it (see discussion in sect. III).

In the following, we successively consider form factors in the Wick-Cutkosky model and in the ‘‘point form’’ approach. Some of the matter given in an earlier paper [17] is provided in appendices A and B together with a few formulas. The contribution we intend to calculate is shown in Fig. 1.

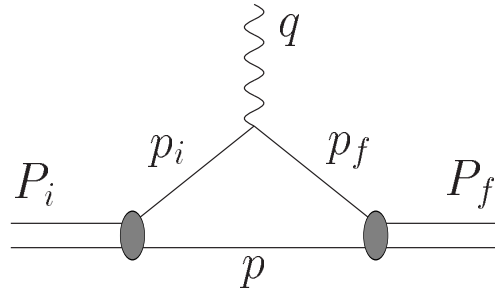


FIG. 1: Representation of a scalar particle or virtual photon absorption on a two-body system, with indication of the kinematical definitions.

A. Form factors in the Wick-Cutkosky model

1. Interaction and Bethe-Salpeter amplitudes

What will account for our ‘‘experiment’’ is based on the Wick-Cutkosky model. The Bethe-Salpeter amplitudes take in this case a relatively simple integral form for the lowest state with a given angular momentum l :

$$\chi_P(p) = \int dz \frac{g_n(z) \mathcal{Y}_l^m(\vec{p})}{(m^2 - \frac{1}{4}P^2 - p^2 - z P \cdot p - i\epsilon)^{n+2}}, \quad (3)$$

with $n = l + 1$. For the first radial excitation, the Bethe-Salpeter amplitude reads

$$\chi_P(p) = \int dz \frac{g_n(z) (p^2 + m^2 - \frac{1}{4}P^2) \mathcal{Y}_l^m(\vec{p})}{(m^2 - \frac{1}{4}P^2 - p^2 - z P \cdot p - i\epsilon)^{n+2}}, \quad (4)$$

where now $n = l + 2$. In these expressions, $\mathcal{Y}_l^m(\vec{p}) = |\vec{p}|^l Y_l^m(\hat{p})$ and $g_n(z)$ is a solution of the second order differential equation [18, 19]:

$$\begin{aligned} (1 - z^2) g_n''(z) + 2(n - 1) z g_n'(z) - n(n - 1) g_n(z) \\ + \frac{\alpha}{\pi(\epsilon^2 z^2 + 1 - \epsilon^2)} g_n(z) = 0, \end{aligned} \quad (5)$$

with $\epsilon^2 = P^2/(4m^2)$ and the boundary conditions $g_n(z = \pm 1) = 0$. Only normal solutions (without node) are considered here. In the small binding limit, the function $g_1(z)$ of the ground state is given by $1 - |z|$, while in the deep binding limit ($M = 0$), $g_1(z) \propto 1 - z^2$.

2. Expressions of form factors

For the model under consideration here, the general (and exact) expression of the matrix element of the current can be written in terms of the Bethe-Salpeter amplitudes

$$\begin{aligned} \sqrt{2E_f 2E_i} \langle f | S | i \rangle &= i \int \frac{d^4 p}{(2\pi)^4} (2m) \\ &\chi_{P_f}(\frac{1}{2}P_f - p) (p^2 - m^2) \chi_{P_i}(\frac{1}{2}P_i - p), \end{aligned}$$

$$\sqrt{2E_f 2E_i} \langle f | J^\mu | i \rangle = i \int \frac{d^4 p}{(2\pi)^4} \left(P_f^\mu + P_i^\mu - 2p^\mu \right) \chi_{P_f} \left(\frac{1}{2} P_f - p \right) (p^2 - m^2) \chi_{P_i} \left(\frac{1}{2} P_i - p \right). \quad (6)$$

According to our normalization convention, a factor $2m$ has been introduced in the above expression of the scalar form factor. In a scalar theory, like the Wick-Cutkosky model, this factor is often separated out to make the coupling constant dimensionless and directly comparable to α_{QED} .

Using eqs. (3) and (4), the calculation of the matrix element, eq. (1), can be partly performed by employing the Feynman method. A few expressions of interest here are given in appendix A for both elastic and inelastic cases. Though the calculation is not straightforward, it can be checked that the current conservation, eq. (2), is verified in the inelastic case.

B. Form factors in the “point form” approach

The “point form” approach to relativistic quantum mechanics is characterized by the property that, among the 10 generators of the Poincaré group, only the four momenta P^μ contain the interaction. These ones can be written as the sum of the free particle and interaction contributions:

$$P^\mu = P_{free}^\mu + P_{int}^\mu = M V^\mu. \quad (7)$$

where the last equality defines the four-velocity operator V^μ in terms of the mass operator $M = \sqrt{P^2}$.

In the implementation of the “point form” employed in recent applications, the simplest choice compatible with the Poincaré algebra has been made for the interaction part of the four-momentum. This one assumes the form:

$$P_{int}^\mu = M_{int} V^\mu, \quad (8)$$

which, together with eq. (7), implies:

$$V^\mu (M - M_{int}) = V_{free}^\mu M_{free}, \quad (9)$$

where $M_{free} = \sqrt{P_{free}^2}$. From this one obtains:

$$V^\mu = V_{free}^\mu, \quad M = M_{free} + M_{int}. \quad (10)$$

The last relation, which could also be used as a definition of M_{int} , is consistent with the choice of eq. (8).

The form of the interaction part of the four-momentum considered in eq. (8) can be associated to a physics description on a hyper-plane perpendicular to the four-velocity of the system, an observation made previously by Sokolov [22]. As for the interaction term M_{int} , it may be chosen according to some theoretical prejudice or to reproduce some experimental spectrum as done in ref. [2]. Instead of M , one can also use the square of the operator [8]. This has some advantage since, in the two-body

case, M^2 is very close to a Schrödinger equation. The solutions of this one may therefore also be used as was done in ref. [17]. In this case, it turns out that the theoretical spectrum obtained with a Coulomb-like potential reproduces rather well the one of the Wick-Cutkosky model. We have thus a set of analytic wave functions that can be used for the calculation of form factors. However, while doing this, one has to worry that the currents associated to the mass operators M^2 and M may not be the same (a conserved current is more easily built in one case than in the other).

1. Mass operator and solutions

In this work, we will still refer to the above calculations made with the Coulomb-like potential (denoted model v0, see app. B) but we will also consider solutions of a linear mass operator. Consistently with eq. (10), the corresponding equation takes the form:

$$M \psi(k) = 2 e_k \psi(k) + \int \frac{d\vec{k}'}{(2\pi)^3} V_{int}(\vec{k}, \vec{k}') \psi(k'), \quad (11)$$

where $e_k = \sqrt{m^2 + k^2}$, while \vec{k} represents an internal variable that, in the non-relativistic limit, could be identified with the relative momentum. Without certitude about which approach is the best, this will give insight on the related uncertainty. The main difficulty is to derive an interaction to be used in eq. (11) such that it reproduces the spectrum of the Wick-Cutkosky model. The first order term one can think of is motivated by a standard field-theory approach to the derivation of a one-boson interaction. It is given by:

$$V_{int}(\vec{k}, \vec{k}') = -\frac{m}{e_k} \frac{g^2}{(\vec{k} - \vec{k}')^2} \frac{m}{e_{k'}}, \quad (12)$$

This model, denoted v1, which is non local, misses however properties of the Wick-Cutkosky model that were reproduced by the Coulomb-like potential, such as the degeneracy of $1p$ and $2s$ states. Relying on the fact that the square of the mass operator should be close to the one which works $((2e_k + M_{int})^2 = 4e_k^2 - 4m \frac{\alpha_{eff}}{r}$ in configuration space), an extra term can be derived:

$$\Delta V_{int}(\vec{k}, \vec{k}') = -\frac{m}{e_k} \left(\frac{g^2}{(\vec{k} - \vec{k}')^2} \frac{2e_k e_{k'} - m(e_k + e_{k'})}{m(e_k + e_{k'})} + \frac{g^4}{32m|k - k'|} \frac{8m^3}{(e_k + e_{k'})(e_k + m)(e_{k'} + m)} \right) \frac{m}{e_{k'}}. \quad (13)$$

The expression is exact for the part linear in g^2 and includes corrections at the order g^4 in an approximate way (exact in the lowest $1/m$ order with correct asymptotic $1/k^4$ power law (up to log terms)). The addition of the above correction to the interaction given in eq. (12) defines an improved model, denoted v2.

2. Expressions of form factors

Solutions of the mass operator M can now be used for the calculation of form factors. This was described in ref. [8] for the matrix element of the single-particle current. However, instead of using expressions where appropriate boosts have to be performed, we rely on expressions whose Lorentz-covariance is explicit:

$$\begin{aligned} \sqrt{2E_f 2E_i} \langle f|S|i\rangle &= \sqrt{2M_f 2M_i} \frac{1}{(2\pi)^3} \\ &\int d^4p d^4p_f d^4p_i d\eta_f d\eta_i \sqrt{(p_f + p)^2 (p_i + p)^2} \\ &\delta(p^2 - m^2) \delta(p_f^2 - m^2) \delta(p_i^2 - m^2) \theta(\lambda_f \cdot p_f) \theta(\lambda_f \cdot p) \\ &\times \theta(\lambda_i \cdot p) \theta(\lambda_i \cdot p_i) \delta^4(p_f + p - \lambda_f \eta_f) \delta^4(p_i + p - \lambda_i \eta_i) \\ &\times \phi_f\left(\left(\frac{p_f - p}{2}\right)^2\right) \phi_i\left(\left(\frac{p_i - p}{2}\right)^2\right) (2m), \quad (14) \end{aligned}$$

$$\begin{aligned} \sqrt{2E_f 2E_i} \langle f|J^\mu|i\rangle &= \sqrt{2M_f 2M_i} \frac{1}{(2\pi)^3} \\ &\int d^4p d^4p_f d^4p_i d\eta_f d\eta_i \sqrt{(p_f + p)^2 (p_i + p)^2} \\ &\delta(p^2 - m^2) \delta(p_f^2 - m^2) \delta(p_i^2 - m^2) \theta(\lambda_f \cdot p_f) \theta(\lambda_f \cdot p) \\ &\times \theta(\lambda_i \cdot p) \theta(\lambda_i \cdot p_i) \delta^4(p_f + p - \lambda_f \eta_f) \delta^4(p_i + p - \lambda_i \eta_i) \\ &\times \phi_f\left(\left(\frac{p_f - p}{2}\right)^2\right) \phi_i\left(\left(\frac{p_i - p}{2}\right)^2\right) (p_f^\mu + p_i^\mu), \quad (15) \end{aligned}$$

where $\lambda_{i,f}^\mu$ are unit four-vectors proportional to the four-momenta of the total system in the initial and final states, $\lambda_i^\mu = P_i^\mu/M_i$ and $\lambda_f^\mu = P_f^\mu/M_f$. These four-vectors can be expressed in terms of the corresponding velocities, $\lambda^0 = (\sqrt{1 - v^2})^{-1}$ and $\vec{\lambda} = \vec{v}(\sqrt{1 - v^2})^{-1}$.

Except obviously for the current that behaves like a four-vector, all quantities in the above expressions are Lorentz-invariant. This is achieved by the introduction of auxiliary variables η_i and η_f , which play the role of an off-energy shell invariant mass. When they are integrated over, they give rise to the following three-dimensional δ functions:

$$\delta\left(\vec{p}_i + \vec{p} - \frac{\vec{\lambda}_i}{\lambda_i^0} (p_i^0 + p^0)\right) \text{ and } \delta\left(\vec{p}_f + \vec{p} - \frac{\vec{\lambda}_f}{\lambda_f^0} (p_f^0 + p^0)\right). \quad (16)$$

These relations are pertinent to the ‘‘point form’’ approach referred to throughout this paper and account for the fact that the velocity \vec{v} , defined as the ratio of the sum of the momenta $\sum \vec{p}_j$ and the sum of the kinetic energies $\sum e_j$, is conserved for a given system [8]. They replace the conservation of momenta in the instant-form approach. It has not been possible to show that they strictly follow from describing physics on a hyperboloid surface [25]. Instead, they can be obtained when this surface is taken as a hyper-plane orthogonal to the four-velocity of the system, consistently with the form of eq. (8) and the observation made by Sokolov [22]. On the other hand, it can be checked that, in the c.m., the wave

function ϕ only depends on the relative momentum of the two particles. Moreover, by direct integration or after performing a change of variable, one recovers that the current of a given system is given by $(\langle J^0 \rangle, \langle \vec{J} \rangle) = (1, \vec{v})$, in agreement with the standard normalization of the wave function, $\int \frac{d\vec{k}}{(2\pi)^3} \phi^2(\vec{k}) = 1$. We will come back to this normalization in sect. V, when considering two-body currents.

The form factors we are interested in, $F_0(q^2)$, $F_1(q^2)$ and $F_2(q^2)$, can be calculated from eqs. (14,15) in any frame. However, they take a simpler expression in the Breit frame, defined by $\vec{v} = \vec{v}_f = -\vec{v}_i$, with v expressed in terms of the momentum transfer Q : $v^2 = \frac{Q^2 + (M_f - M_i)^2}{Q^2 + (M_f + M_i)^2}$. The electromagnetic form factors are more appropriately expressed in terms of auxiliary quantities, $\tilde{F}_1(q^2)$ and $\tilde{F}_2(q^2)$, which involve the time and spatial parts of the current, respectively. We thus have:

$$\begin{aligned} F_0(q^2) &= \frac{\sqrt{M_f M_i}}{2m} \int \frac{d\vec{p}}{(2\pi)^3} \phi_f(\vec{p}_{tf}) \frac{m}{e_p} \phi_i(\vec{p}_{ti}), \\ \tilde{F}_1(q^2) &= \frac{1 + v^2}{\sqrt{1 - v^2}} \int \frac{d\vec{p}}{(2\pi)^3} \phi_f(\vec{p}_{tf}) \phi_i(\vec{p}_{ti}), \\ \tilde{F}_2(q^2) \vec{v} &= -\frac{1 + v^2}{\sqrt{1 - v^2}} \int \frac{d\vec{p}}{(2\pi)^3} \phi_f(\vec{p}_{tf}) \frac{\vec{p}}{e_p} \phi_i(\vec{p}_{ti}), \quad (17) \end{aligned}$$

together with

$$\begin{aligned} F_1(q^2) \sqrt{2M_f 2M_i} &= \\ &\tilde{F}_1(q^2) (M_f + M_i) - \tilde{F}_2(q^2) (M_f - M_i) \\ F_2(q^2) \sqrt{2M_f 2M_i} &= \\ &-\tilde{F}_1(q^2) (M_f - M_i) + \tilde{F}_2(q^2) (M_f + M_i). \quad (18) \end{aligned}$$

The (Lorentz-) transformed momenta are defined as: $(p^x, p^y, p^z)_{ti,f} = (p^x, p^y, \frac{p^z \pm v e_p}{\sqrt{1 - v^2}})$, together with $e_p = \sqrt{m^2 + \vec{p}^2}$.

Contrary to eq. (6), there is no guarantee that current conservation, eq. (2), is fulfilled by eqs. (17, 18). How much it is violated for inelastic transition is of interest.

C. Non-relativistic form factors

Finally, we recall the non-relativistic expressions of the elastic and inelastic form factors $F_0(q^2)$, $F_1(q^2)$ and $F_2(q^2)$, that can be calculated with the same wave functions as used in eqs. (17). For a local interaction model, like v0, where the simplest single-particle current is conserved, they read:

$$\begin{aligned} F_0(q^2) &= F_1(q^2) = \int \frac{d\vec{p}}{(2\pi)^3} \phi_f(\vec{p} - \frac{1}{4}\vec{q}) \phi_i(\vec{p} + \frac{1}{4}\vec{q}), \\ F_2(q^2) \frac{\vec{q}}{4m} &= - \int \frac{d\vec{p}}{(2\pi)^3} \phi_f(\vec{p} - \frac{\vec{q}}{4}) \frac{\vec{p}}{m} \phi_i(\vec{p} + \frac{\vec{q}}{4}). \quad (19) \end{aligned}$$

In this case, it can be checked that the form factors verify the current-conservation condition, eq. (2).

TABLE I: Elastic form factor $F_1(q^2)$ for the ground state: Non-relativistic (*N.R.*) and “point form” (*P.F.*) calculations are performed with Coulombian wave functions (model v0, see app. B). The binding energies of the states, in units of the constituent mass m , are given by: $E = 0.0842$ ($\alpha = 1$), $E = 0.432$ ($\alpha = 3$) and $E = 2.0$ ($\alpha = 2\pi$). In the last case, results for two slightly different values of E are given for the “point form” results (see explanation in the text).

Q^2/m^2	0.01	0.1	1.0	10.0	100.0
$\alpha = 1$					
<i>B.S.</i>	0.984	0.856	0.309	0.137-01	0.213-03
<i>N.R.</i>	0.985	0.864	0.323	0.136-01	0.169-03
<i>P.F.</i>	0.984	0.853	0.299	0.974-02	0.343-04
$\alpha = 3$					
<i>B.S.</i>	0.996	0.962	0.705	0.139	0.503-02
<i>N.R.</i>	0.997	0.968	0.740	0.146	0.338-02
<i>P.F.</i>	0.995	0.949	0.621	0.563-01	0.228-03
$\alpha = 2\pi$					
<i>B.S.</i>	0.998	0.983	0.848	0.339	0.285-01
<i>N.R.</i>	0.999	0.988	0.886	0.379	0.190-01
<i>P.F.</i> _($E=1.90$)	0.614	0.398-01	0.111-03	0.126-06	0.127-09
<i>P.F.</i> _($E=1.95$)	0.187	0.143-02	0.193-05	0.199-08	0.200-11

In a few cases, form factors involving Coulombian wave functions can be calculated analytically. Their expression is given in appendix B. For a non-local interaction model like v1, which includes a semi-relativistic kinetic energy or normalization factors m/e , the expression of the form factors may involve slightly different single-particle operators while preserving the Galilean invariance. These ones, which are model dependent, will be given later on together with the two-body currents that are then necessary to fulfill current conservation. These form factors will serve as a useful benchmark for comparison with the “point form” results, which should represent an improvement with respect to the “exact” ones.

III. RESULTS IN IMPULSE APPROXIMATION

In this section, we complete results obtained in an earlier paper for electromagnetic form factors [17] by providing scalar ones. They should allow one to get a better insight on how the “point form” approach does with respect to the other ones. Results corresponding to different mass operators are also presented.

Results are presented successively in three tables: for the elastic form factor, $F_1(q^2)$ (table I), for the elastic form factor, $F_0(q^2)$ (table II), and for an inelastic transition from the ground to the first radially excited state (table III). In the two first cases, three values of the coupling constant have been considered: $\alpha = 1$, $\alpha = 3$ and $\alpha = 2\pi$, where α is related to the coupling constant g^2

used in eq. (12) by $\alpha = g^2/(4\pi)$. These values correspond to a small, a moderate and a large binding energy (4%, 20% and 100% of the total mass of the constituents), respectively. The last value is an extreme one since the total mass is zero but, as it sometimes happens, such cases better reveal features pertinent to some approach. In the zero-mass case, results for the “point form” approach essentially vanish at $Q^2 \neq 0$ (F_1) or even identically (F_0). For this reason, the corresponding results are given for two values of the binding energy, $E = 1.90m$ and $E = 1.95m$, which allow one to approach the limit $M = 0$, while at the same time results obtained with the Bethe-Salpeter or non-relativistic approaches are essentially unchanged. For the inelastic transition, results are presented for the three form factors $F_0(q^2)$, $F_1(q^2)$ and $F_2(q^2)$, and for one value of the coupling constant, $\alpha = 3$.

A. Elastic charge form factors

Results for the elastic form factor, $F_1(q^2)$ (table I), have been already discussed in ref. [17]. As noticed there, the non-relativistic calculation agrees relatively well with the “exact” results. Reproducing at the same time the low momentum range, constrained by the charge associated to the conserved current, and the high momentum range, constrained by the Born amplitude, the form factor $F_1(q^2)$, calculated in the non-relativistic approach, cannot be wrong by a large amount (up to log terms). As noticed in ref. [17], the “point form” approach departs from the “exact” result at the highest values of Q^2 that were considered. Results at $Q^2 = 100m^2$ clearly show the failure of this approach in the impulse approximation for a large coupling ($\alpha = 2\pi$), but also at small couplings. This is obviously due to the asymptotic behavior of the form factor that varies like $1/Q^6$ instead of $1/Q^4$ for the “exact” and non-relativistic calculations. As for the tendency of the “exact” results to depart from the non-relativistic ones at these high Q^2 values, it signs the onset of log term corrections in the former ones.

B. Elastic scalar form factors

Results for the scalar form factor $F_0(q^2)$ (table II) confirm the overall agreement of the non-relativistic calculation with the “exact” one. Contrary to $F_1(q^2)$, some discrepancy appears at $Q^2 = 0$. In absence of a conserved charge in this case, this points to the role of relativistic corrections at low Q^2 . These ones remain moderate however, including the extreme case $\alpha = 2\pi$ ($M = 0$). In comparison, for the “point form” results the discrepancy with the “exact” ones is larger than for $F_1(q^2)$, both at small and large Q^2 . At low Q^2 , part of the effect is due to the factor $M/(2m)$ appearing in eq. (17), which has no counterpart in the other approaches. This effect becomes especially large when approaching the limit $M = 0$, a result which is independent of the way the scalar form

TABLE II: Elastic form factor $F_0(q^2)$ for the ground state: Same as in table I.

Q^2/m^2	0.01	0.1	1.0	10.0	100.0
$\alpha = 1$					
<i>B.S.</i>	1.024	0.887	0.313	0.128-01	0.18-03
<i>N.R.</i>	0.985	0.864	0.323	0.135-01	0.17-03
<i>P.F.</i>	0.949	0.813	0.256	0.43-02	0.33-05
$\alpha = 3$					
<i>B.S.</i>	1.123	1.080	0.767	0.132	0.394-02
<i>N.R.</i>	0.996	0.968	0.740	0.145	0.337-02
<i>P.F.</i>	0.682	0.641	0.366	0.16-01	0.15-04
$\alpha = 2\pi$					
<i>B.S.</i>	1.247	1.222	1.016	0.338	0.217-01
<i>N.R.</i>	0.997	0.987	0.885	0.378	0.189-01
<i>P.F.</i> _($E=1.90$)	0.175-01	0.435-03	0.28-06	0.54-10	0.79-14
<i>P.F.</i> _($E=1.95$)	0.162-02	0.335-05	0.86-09	0.14-12	0.18-16

factor is defined in eq. (1). The ratio of the $F_0(q^2)$ and $F_1(q^2)$ form factors however depends on this definition, requiring some caution about the conclusion that their comparison can suggest. As there is a close relationship between these form factors in the Wick-Cutkosky model, both numerically and algebraically², we are rather tempted to think that, in the “point form” approach, the form factor $F_0(q^2)$ is strongly suppressed with respect to $F_1(q^2)$ at low Q^2 in the limit $M \rightarrow 0$. At high Q^2 , the form factor rather scales like $1/Q^8$, instead of $1/Q^4$, hence a larger discrepancy with the other results than for $F_1(q^2)$.

C. Inelastic form factors

When making a comparison with the “exact” results, it was noticed in ref. [17] that, for the “point form” results, a relative change in sign of the form factors $F_1(q^2)$ and $F_2(q^2)$ occurs, preventing from fulfilling the current conservation constraint given by eq. (2). The fact that the non-relativistic calculation does better than the “point form” one is confirmed by results for the scalar form factor, $F_0(q^2)$. In particular, at low Q^2 the first one has the right sign while the other one has not. However, the discrepancy in size is large in both cases. Much better than the elastic case, the present results evidence the role of relativistic corrections. Anticipating on the next section, let us mention that a non-zero value of $F_0(q^2)$ at $Q^2 = 0$ can be obtained by adding in the non-relativistic

TABLE III: Inelastic form factors $F_0(q^2)$, $F_1(q^2)$ and $F_2(q^2)$, for a transition from the ground state to the first radially excited one: Non-relativistic and “point form” results are obtained with Coulombian wave functions (model v0), as in tables I and II. The results correspond to $\alpha = 3$ ($E_i = 0.4322 m$, $E_f = 0.1036 m$ for *B.S.* and $0.098 m$ for *N.R.* and *P.F.*)

Q^2/m^2	0.01	0.1	1.0	10.0	100.0
<i>B.S.</i>					
F_0	0.538-01	0.781-01	0.172-00	0.537-01	0.163-02
F_1	0.032-01	0.298-01	0.145-00	0.584-01	0.214-02
F_2	0.369-00	0.340-00	0.165-00	0.665-02	0.217-04
<i>N.R.</i>					
F_0	0.032-01	0.296-01	0.151-00	0.550-01	0.121-02
F_1	0.032-01	0.296-01	0.151-00	0.550-01	0.121-02
F_2	0.369-00	0.342-00	0.174-00	0.636-02	0.140-04
<i>P.F.</i>					
F_0	- 0.046-01	0.171-01	0.090-00	0.099-01	0.119-04
F_1	0.101-01	0.372-01	0.140-00	0.283-01	0.139-03
F_2	0.324-00	0.293-00	0.119-00	0.217-03	-0.118-04

approach exchange currents (pair term). At high Q^2 , many statements made for the elastic case could be repeated here. They concern the ratio F_0/F_1 , the comparison with non-relativistic calculations and the fall-off of the form factors in the “point form” approach.

D. Other mass operators

Results presented in tables (I-III) have been obtained with a wave function issued from a Coulomb-type potential (model v0). An important question is whether qualitative results obtained so far extend to other interaction models. For comparison, we used a wave function issued from a linear mass operator, eq. (11), with an interaction given by eq. (12). In this calculation, (model v1), the coupling constant has been adjusted to reproduce the same binding energy as the one obtained with the Bethe-Salpeter equation and $\alpha = 3$, giving $\alpha(v1) = 1.775$. The difference in the couplings is simply due to the fact that the Bethe-Salpeter approach accounts for retardation effects which effectively decrease the strength of the interaction [26, 27]. The model v1 does not reproduce the spectrum of the Wick-Cutkosky model as well as the model v0. The binding energy of the first radial excitation is $0.1320 m$ instead of $0.1036 m$. Therefore, a comparison of form factors from this model with the exact ones is less instructive. However, a comparison with a non-relativistic type calculation, using eqs. (19), may still be useful.

No major qualitative difference with previous results is seen at small as well as high Q^2 (see table IV). Quantitative differences can be traced back to the interaction

² The two form factors $F_0(q^2)$ and $F_1(q^2)$ are equal in the Born approximation and from higher orders, one expects log corrections leading to $F_1(q^2) = 2 F_0(q^2)$ in the ultra-relativistic domain.

TABLE IV: Elastic form factors $F_0(q^2)$ and $F_1(q^2)$, calculated with wave functions issued from the interaction models v1, given by eq. (12), and v2, which includes the correction eq. (13). The couplings, $\alpha(v1) = 1.775$ and $\alpha(v2) = 1.327$, have been determined to reproduce the binding energy $E = 0.4322m$ of the Bethe-Salpeter equation ($\alpha = 3$). Results for the model v0 ($\alpha(v0) = 1.241$) and *B.S.* are recalled for comparison.

Q^2/m^2	0.01	0.1	1.0	10.0	100.0
<i>N.R.(v1)</i>					
$F_0 = F_1$	0.995	0.953	0.640	0.665-01	0.774-03
<i>P.F.(v1)</i>					
F_0	0.710	0.651	0.303	0.596-02	0.281-05
F_1	0.992	0.924	0.493	0.205-01	0.464-04
<i>N.R.(v2)</i>					
$F_0 = F_1$	0.996	0.966	0.727	0.132	0.279-02
<i>P.F.(v2)</i>					
F_0	0.689	0.645	0.358	0.140-01	0.117-04
F_1	0.994	0.946	0.603	0.494-01	0.177-03
<i>N.R.(v0)</i>					
$F_0 = F_1$	0.997	0.968	0.740	0.146	0.338-02
<i>P.F.(v0)</i>					
F_0	0.682	0.641	0.366	0.16-01	0.15-04
F_1	0.995	0.949	0.621	0.56-01	0.23-03
<i>B.S.</i>					
F_0	1.123	1.080	0.767	0.132	0.394-02
F_1	0.996	0.962	0.705	0.139	0.503-02

model itself. It provides a slightly more rapid decrease of the wave function in momentum space (roughly given by an extra factor $(e_k + m)/(2e_k)$ for small binding energy). This is a consequence of the semi-relativistic kinematics in eq. (10) together with normalization factors in eq. (12). As a result, the wave function at the origin, $\psi_r(0)$, is smaller (see section IV for the role of this quantity).

As a side remark, we notice that the asymptotic values for the form factors in the Coulombian model, v0, and the model v1 have not yet been reached at momentum transfers as large as $Q^2/m^2 = 100$. For v1, the value is too large by $\sim 15\%$ ($(Q^4/m^4)F(Q^2)|_{Q^2/m^2=100} \simeq 7.7$ instead of 6.7 asymptotically), while for v0 it is too low by $\sim 10\%$ ($(Q^4/m^4)F(Q^2)|_{Q^2/m^2=100} \simeq 34$ instead of 38). The ratio of the asymptotic values, 0.18, is mainly due to the difference in the values of the wave functions at the origin (0.24), of the factor $(e_k + m)/(2e_k)$ at large k (0.5) and of the coupling constants (1.4).

The origin of the above quantitative differences can be checked by using a model more in the spirit of the mass operator of eq. (10), like the one incorporating corrections to the interaction as given by eq. (13). In this model, denoted v2, the coupling is again fitted to the

binding energy obtained with the Bethe-Salpeter equation, giving $\alpha(v2) = 1.327$, which is quite close to the one for the Coulombian model $\alpha(v0) = 1.241$. The corresponding results for the form factors are also shown in table IV. As expected, they get closer to those quoted as non-relativistic ones or to the exact ones. However, the form of the interaction prevents one from determining in an easy way the expression of the associated two-body currents. Keeping in mind that this extra set of results ensured a continuous transition between the results obtained with different interaction models, we will only consider in sect. V the simplest case, v1, for which two-body currents can also be derived without too much difficulty, while remaining close to realistic ones.

IV. REMARKS CONCERNING FORM FACTORS AT LOW AND HIGH Q^2

Previous ‘‘point form’’ results obtained in the single-particle current approximation were found to significantly depart from the ‘‘exact’’ ones. We analyze on general grounds the role of further contributions to the current in correcting form factors, successively at low and high Q^2 . In one case, they concern low energy theorems and consistency properties, while in the other, they involve the Born amplitude.

A. Analysis of results at low Q^2

A detailed examination of the ‘‘point form’’ calculation of form factors shows that a large part of the difference with the non-relativistic calculation can be traced back to the relativistic kinematical boost effect [2]. The quantity $p_z \pm \frac{Q}{4}$, which appears in the non-relativistic Breit-frame expression of the form factor for the ground state for instance (Coulombian case):

$$I^{N.R.} \propto \int d\vec{p} \left(\kappa^2 + p_x^2 + p_y^2 + \left(p_z - \frac{Q}{4} \right)^2 \right)^{-2} \left(\kappa^2 + p_x^2 + p_y^2 + \left(p_z + \frac{Q}{4} \right)^2 \right)^{-2}, \quad (20)$$

is replaced by $\frac{p_z \pm v e_p}{\sqrt{1-v^2}}$ to give:

$$I^{P.F.} \propto \int d\vec{p} \left(\kappa^2 + p_x^2 + p_y^2 + \left(\frac{p_z - v e_p}{\sqrt{1-v^2}} \right)^2 \right)^{-2} \left(\kappa^2 + p_x^2 + p_y^2 + \left(\frac{p_z + v e_p}{\sqrt{1-v^2}} \right)^2 \right)^{-2}. \quad (21)$$

To emphasize differences with the non-relativistic expression, we rewrite the term $(p_z \pm v e_p)/\sqrt{1-v^2}$ as:

$$\frac{p_z \pm v e_p}{\sqrt{1-v^2}} = \frac{p_z}{\sqrt{1-v^2}} \pm \frac{Q}{4} \frac{2\sqrt{m^2 + p^2}}{M}. \quad (22)$$

This differs from the non-relativistic expression in two ways: the factor multiplying $Q/4$, $(2\sqrt{m^2 + p^2})/M$, and the factor multiplying p_z , $1/\sqrt{1 - v^2}$. They are successively analyzed in the following.

1. *The factor $(2\sqrt{m^2 + p^2})/M$*

The extra factor $(2\sqrt{m^2 + p^2})/M$ which multiplies the quantity $Q/4$ in eq. (22) is always larger than one, both because the numerator, $2\sqrt{m^2 + p^2}$, is larger than $2m$ and that the total mass of the system, M , at the denominator is smaller than the same quantity. In some sense, the momentum transfer Q entering the non-relativistic calculation should be replaced by an effective one, which is larger, leading to an effective scaling of the electromagnetic properties similar to that one found in ref. [2]. The effect is especially large when the average momentum of particles composing the system under consideration is large, as it is in the nucleon wave functions employed in this last reference, or when the total mass of the system goes to zero.

Many examples indicate that one should be cautious about effects involving a factor like $(2\sqrt{m^2 + p^2})/M$. Often, the kinetic energy e_p combines with the potential energy V to give the total energy, M . In such a case, results based on the above expression, or a similar one, could be affected.

- In a nuclear mean-field approach intending to incorporate relativistic effects, a perturbative calculation of a matrix element of the current can be performed by retaining positive energy spinors, $\propto \left(1, \frac{\sigma \cdot p}{e_p + m}\right) |\chi\rangle$, to describe spin-1/2 particles. Incorporating the contribution of mesonic exchange currents (pair term essentially), it is found that it combines with the single-particle one in such a way that the final result involves the total energy ϵ in place of e_p at the denominator of the small component. This is what one would obtain using directly solutions of the Dirac equation with the full interaction instead of free particle ones. The kinetic energy term has thus been completed with an interaction energy to provide the total binding energy.

- In the nuclear Dirac phenomenology, large effective mass effects have been found. The orbital part of the magnetic moment in nuclei appeared enhanced by a factor m/m^* in first relativistic mean field approaches. It took some time to realize where the problem came from and how to solve it: by considering general conditions to be fulfilled from symmetry arguments, such as the relation of the vector current to the time component (four-vector, iso-scalar part) given by Galilean- or Lorentz covariance. The total current, for instance, is given by the quantity $\sum_i \vec{p}_i/m$ rather than $\sum_i \vec{p}_i/m^*$. The enhancement of the iso-scalar magnetic moments then vanishes, which is achieved only from current conservation.

- When verifying the current conservation in the non-relativistic case, or what accounts for it in a more general

case, the divergence of the vector current, $\vec{q} \cdot \langle \vec{J}_{I.A.} \rangle$, involves the difference of the kinetic energies corresponding to the initial and final states, multiplied by the time component of the current $\langle J^0 \rangle$. When the many-body part of the current is added, an extra term equal to the difference of the potentials relative to the initial and final states also appears. These ones combine with the kinetic energies to provide the difference in the total energies, $\epsilon_i - \epsilon_f$, times $\langle J^0 \rangle$, allowing current conservation to be fulfilled. An equation of the form “ $\sum e_p + \sum V = \epsilon$ ”, has to be used. An example of how current conservation is fulfilled is worked out in some detail in sect. V. A quite similar argument underlies the Siegert theorem. In the simplest case of an $E1$ electric transition in the long range limit, it states that the sum of the one-body and many-body contributions to $\langle \vec{J} \rangle$, which respectively have a kinetic and an interaction character, is equal to the matrix element of the dipole operator times the difference of the energies of the initial and final states, $\langle \sum_j \vec{r}_j \rangle (\epsilon_i - \epsilon_f)$.

- In calculating the current of a two-body system made of two scalar constituents with $l = 0$ and total momentum \vec{P} , one gets in impulse approximation the contribution

$$\vec{J} \propto \frac{\vec{p}_1}{e_{p_1}} + \frac{\vec{p}_2}{e_{p_2}}. \quad (23)$$

This one generally differs from what is expected from symmetry arguments, the Lorentz covariance in the present case:

$$\vec{J} \propto 2 \frac{\vec{P}}{\sqrt{M^2 + P^2}}. \quad (24)$$

To recover the correct result, extra two-body contributions have to be considered. Simplifying somewhat the argument, they have to provide an interaction term which will add to the kinetic energy term e_p appearing in the denominator of the single-particle current of eq. (23), to give the total mass of the system, M , in the limit of small values of \vec{P} . Part of the necessary two-body contribution is due to the standard pair current.

- The asymptotic normalization of the wave function at large distances, $\psi(r)_{r \rightarrow \infty} = A_S \exp(-\kappa r)/r$, is an observable quantity (for the deuteron for instance), contrary to the wave function itself. In momentum space, this normalization is related to the pole of the wave function at $k = i\kappa$. For the scattering problem, this pole involves the scattering phase shift. In calculations of the wave functions in the light-front approach, new components that depend on the light-front orientation \vec{n} appear. At the above pole, this dependence should vanish, since the light-front orientation is arbitrary. This constraint is not fulfilled in a perturbative calculation [28]. To remedy this situation, higher order terms in the interaction have to be considered. This was shown in ref. [29] for the deuteron case and at the lowest order in the interaction. The dominant \vec{n} -dependent component in the perturbative calculation, produced by the π -exchange in the

pseudo-scalar coupling, reads:

$$f_5^0[\vec{k} \times \vec{n}]/k = -\frac{3g_{\pi NN}^2}{4\sqrt{3}m^2} \frac{m}{k^2 + \kappa^2} \int \frac{d\vec{k}'}{(2\pi)^3} \frac{(\vec{k} - \vec{k}') \times \vec{n}}{\mu^2 + (\vec{k} - \vec{k}')^2} \frac{(k^2 - k'^2)}{m} u_S(\vec{k}'), \quad (25)$$

where $u_S(\vec{k}')$ represents the deuteron S-wave. It can be easily checked that the pole at $k = i\kappa$ does not vanish. However, when higher order effects in the interaction are accounted for, a new contribution appears and adds to the kinetic energy term k'^2/m under the integral, to provide, up to the mass factor m , the total interaction, $k'^2/m + V$. Using the equation fulfilled by the component $u_S(\vec{k}')$ at the lowest order in the interaction, one can replace the total interaction by $-\kappa^2/m$. The factor $(k^2 - k'^2)/m$ under the integral thus becomes $(k^2 + \kappa^2)/m$ and cancels the front factor $m/(k^2 + \kappa^2)$. The pole of eq. (25) at $k = i\kappa$ now vanishes. This example shows how an interaction term adds to a kinetic energy term to provide the total energy, allowing one to get consistent results.

Assuming that the observation made above on several examples also works in the present case, one should add in eq. (22) an interaction term V so that the factor multiplying $Q/4$ now reads $(2\sqrt{m^2 + p^2} + V)/M$. Taking into account that the numerator acting on a wave function is nothing but M , the factor may be equal to one, as the analysis of the triangle Feynman diagram tends to show [23]. This immediately removes the scaling of electromagnetic properties mentioned at the beginning of this subsection, making the results closer to the exact and the non-relativistic ones.

2. The factor $1/\sqrt{1-v^2}$

Another consequence of the relativistic boost is the appearance of the factor $1/\sqrt{1-v^2}$ multiplying p_z . As outlined in appendix B, a simple change of variable allows one to remove it from the integrand in eq. (21) and to factor out the quantity $\sqrt{1-v^2}$. Up to this factor, the integral, eq. (21), then becomes identical to its non-relativistic limit, eq. (20). Notice that the result involves the very dependence of the wave function on the momentum. To evidence the ambiguous character of the above change of variables, it suffices to replace the factor at the denominator of the wave function employed in eq. (20), $\kappa^2 + \vec{p}^2$, by the equivalent $\kappa^2 + e_p^2 - m^2$. If e_p happens to combine with an interaction term, as discussed in the previous subsection, to give an overall mass term, there would be no more momentum dependence and the result would be quite different. In this case however, the replacement of the genuine momentum dependence into an energy dependence has no theoretical foundation but this may be different for other factors entering the calculation.

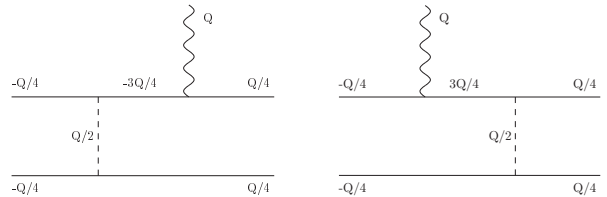


FIG. 2: Virtual scalar particle or photon absorption on a two-body system in Born approximation. The kinematical definitions refer to the Breit-frame. They can be used for both the Feynman diagram and the non-relativistic (or instant-form) approach where the 3-momenta are conserved at all vertices, but not in the “point form” approach where a different conservation law holds.

The above developments are schematic ones. They are mainly intended to show in a few cases how relativistic effects (kinematical boost and pair current for instance) combine to give a total result in agreement with expectations from some symmetry (current conservation in most examples considered here, rotational invariance, ...). The idea behind getting together those contributions is that, when a boost is made, not only the kinetic energy which enters the total mass of a system is boosted, but also the potential energy part. In view of the various examples presented in this subsection, one should therefore look with much caution at the present results in the “point form” approach, especially those at small Q^2 like the scaling of some properties with the inverse of the total mass of the system, M .

B. Analysis of results at high Q^2

At high Q^2 it is expected that form factors are dominated by the contribution of the full Born amplitude represented by the Feynman diagram shown in Fig. 2. It is on this basis that Alabiso and Schierholz made predictions for form factors in the asymptotic domain [14]. All calculations employing wave functions obtained from some equation together with some interaction provide a contribution to the full diagram shown in this figure. Using a perturbative-type approach, this contribution can be calculated. By comparing it to the full diagram, one can determine how it does in predicting the high Q^2 behavior of form factors with respect to the underlying theory. What is missing may be incorporated in two-body currents. In this subsection, we analyze the contribution of each approach in the Born approximation. This follows lines developed in various papers, especially in ref. [15].

Beginning with the non-relativistic calculation for the ground state, it is found that the form factors at high Q^2 can be expressed as the product of the Born amplitude times the squared wave function at the origin (in configuration space):

$$F_0(q^2)|_{Q^2 \rightarrow \infty} = F_1(q^2)|_{Q^2 \rightarrow \infty}$$

$$\begin{aligned}
&= 2 \psi^r(0) \psi^p(p = Q/2)|_{Q^2 \rightarrow \infty} \\
&= 2 \text{Born} (1 \text{diagr.})|_{Q^2 \rightarrow \infty} \psi_r^2(0). \quad (26)
\end{aligned}$$

The wave function at the origin, $\psi_r(0)$, should be determined numerically. In the Coulombian case referred to in tables I and II, it is given by $\psi_r^2(0) = \kappa^3/\pi$. As for the Born amplitude in the non-relativistic case, it reads:

$$\text{Born} (1 \text{diagr.}, N.R.)|_{Q^2 \rightarrow \infty} = \frac{g^2}{\mu^2 + Q^2/4} \frac{4m}{Q^2}. \quad (27)$$

It corresponds to the product of a term involving the interaction and the propagator for the two constituent particles, both being calculated in any frame but consistently with Galilean invariance. In order to easily identify the interaction term, the mass of the exchanged boson, μ , is written explicitly even though it is taken as zero in actual calculations performed later on. From the above result, it is immediately seen that the form factors scale like $1/Q^4$, factors $1/Q^2$ being contributed separately by the boson and the constituent propagators in Fig. 2, in agreement with the standard counting rules for determining the high Q^2 behavior of form factors. This roughly explains the behavior of form factors evidenced by the ‘‘exact’’ results shown in tables I and II and, of course, in the non-relativistic case.

The above result can be refined by considering the full Feynman diagrams shown in Fig. 2. These ones can be split into two terms where the intermediate constituent propagates with positive and negative energies. The details may depend on the formalism or on the frame. The expressions have a form similar to eq. (26), except that scalar and charge form factors now differ and involve corrections of relativistic order:

$$\begin{aligned}
F_0(q^2)|_{Q^2 \rightarrow \infty} &= 2 (B.A.0)|_{Q^2 \rightarrow \infty} \frac{N}{4m} \tilde{\psi}_r^2(0), \\
F_1(q^2)|_{Q^2 \rightarrow \infty} &= 2 (B.A.1)|_{Q^2 \rightarrow \infty} \frac{N}{E_i + E_f} \tilde{\psi}_r^2(0), \\
&\text{with } \tilde{\psi}_r(0) = \int \frac{d\vec{p}}{(2\pi)^3} \frac{m}{e_p} \phi(\vec{p}). \quad (28)
\end{aligned}$$

The normalization constant N is defined in eq. (C2) and the factors $4m$ and $E_i + E_f$ cancel a corresponding factor in the Born amplitude such that we recover the definition of the form factors, see eq. (1). For the instant-form formalism and in the Breit-frame, the Born amplitudes in the asymptotic limit read:

$$\begin{aligned}
B.A.0 &= \frac{g^2}{\mu^2 + Q^2/4} \frac{1}{2e_{3Q/4}} \\
&\times \left(\frac{2m}{e_{3Q/4} - e_{Q/4}} + \frac{2m}{e_{3Q/4} + e_{Q/4}} \right) \\
&= \frac{g^2}{\mu^2 + Q^2/4} \frac{2m}{e_{3Q/4}^2 - e_{Q/4}^2}, \quad (29)
\end{aligned}$$

$$B.A.1 = \frac{g^2}{\mu^2 + Q^2/4} \frac{1}{2e_{3Q/4}}$$

$$\begin{aligned}
&\times \left(\frac{e_{3Q/4} + e_{Q/4}}{e_{3Q/4} - e_{Q/4}} + \frac{-e_{3Q/4} + e_{Q/4}}{e_{3Q/4} + e_{Q/4}} \right) \\
&= \frac{g^2}{\mu^2 + Q^2/4} \frac{2e_{Q/4}}{e_{3Q/4}^2 - e_{Q/4}^2}. \quad (30)
\end{aligned}$$

We omit normalization factors m/e in the above equations. As mentioned previously, these ones have to be accounted for when the corresponding contributions to form factors are calculated, see eq. (28). In the non-relativistic limit, the positive energy part of the constituent propagator allows one to recover the non-relativistic result given by eq. (27). At very high Q^2 the total form factors are identical to the non-relativistic ones (the normalization factor $\frac{N}{4m} \tilde{\psi}_r^2(0)$, of the order of 1, put apart), but evidence a difference in the relative contributions of the different parts of the constituent propagator:

$$\begin{aligned}
F_0(q^2)|_{Q^2 \rightarrow \infty} &= \\
&2 \frac{g^2}{\mu^2 + Q^2/4} \frac{4m}{Q^2} \left(\frac{2}{3} + \frac{1}{3} \right) \frac{N}{4m} \tilde{\psi}_r^2(0), \\
F_1(q^2)|_{Q^2 \rightarrow \infty} &= \\
&2 \frac{g^2}{\mu^2 + Q^2/4} \frac{4m}{Q^2} \left(\frac{4}{3} - \frac{1}{3} \right) \frac{N}{4m} \tilde{\psi}_r^2(0). \quad (31)
\end{aligned}$$

The impulse-approximation calculation of asymptotic form factors in the ‘‘point form’’ approach could be performed along the above lines, with some modifications concerning the kinematics. The structure of the result is similar to eq. (27),

$$\text{Born} (1 \text{diagr.}, P.F.)|_{Q^2 \rightarrow \infty} = \frac{g^2}{\mu^2 + \tilde{Q}^2/4} \frac{4m}{\tilde{Q}^2}, \quad (32)$$

but the momentum transfer Q^2 is replaced by $\tilde{Q}^2 = Q^2 [1 + Q^2/(4M^2)]$, recovering what was obtained in ref. [8]. For the electromagnetic probe, an extra factor $(1 + v^2)/(1 - v^2)$ has to be added, in relation with the different coupling to the external probe. This is sufficient to explain the overall behavior of form factors shown in tables I and II. Careful examination however indicates that there are other corrections than the one given in eq. (32) that give contributions with a log character.

In practice, depending on precise details in the formalism, the various contributions in eqs. (29,30) may have a different weight but the overall result, eq. (31), should be recovered. This evidently applies to the ‘‘point form’’ results. In this case however, the situation is somewhat different because one has to completely rely on two-body currents to get the right asymptotic power-law behavior of form factors.

V. TWO-BODY CURRENTS: EXPRESSIONS AND RESULTS

We consider here specific models for two-body currents. They are constructed via the requirement of current conservation and reproducing the Born amplitude. Methods

allowing one to get these currents as well as their limitations are known [30, 31]. They are adapted to our purpose in the case of the relativized model, v1. After discussing a norm correction in relation with the ratio F_0/F_1 , which in some sense also involves two-body currents, a presentation of numerical results is made.

A. Expressions of two-body currents

We already mentioned that two-body currents are required in most approaches to satisfy current conservation and could also be required to get the right Born amplitude. This second property may not be related to the first one, current conservation holding up to terms that are gauge invariant by themselves.

There are methods that allow one to derive contributions that restore current conservation but the result may not be quite satisfying, either because it misses the Born amplitude or because it is very cumbersome. Here, we favor the high momentum transfer region, and therefore the Born amplitude, and simplicity.

1. Two-body currents motivated by current conservation in the non-relativistic case

We begin with an interaction model that represents an extension of the model v1 of eq. (12) to any frame (in the instant form):

$$V_{int}(\vec{p}_1, \vec{p}_2, \vec{p}'_1, \vec{p}'_2) = -\delta(\vec{p}_1 + \vec{p}_2 - \vec{p}'_1 - \vec{p}'_2) \sqrt{\frac{m}{e_{p_1}} \frac{m}{e_{p_2}}} \frac{g^2}{\mu^2 + (\vec{p}_2 - \vec{p}'_2)^2} \sqrt{\frac{m}{e_{p'_1}} \frac{m}{e_{p'_2}}}. \quad (33)$$

The corresponding equation to be solved in principle generalizes eq. (10):

$$(E - e_{p_1} - e_{p_2}) \Phi(\vec{p}_1, \vec{p}_2) = \iint \frac{d\vec{p}'_1}{(2\pi)^3} \frac{d\vec{p}'_2}{(2\pi)^3} V_{int}(\vec{p}_1, \vec{p}_2, \vec{p}'_1, \vec{p}'_2) \Phi(\vec{p}'_1, \vec{p}'_2). \quad (34)$$

Though the set of eqs. (33,34) is not the one we will use for actual calculations, it offers the great advantage, due to its close relation to a field-theory approach, that currents take a relatively simple form, allowing one to illustrate some of the peculiarities relative to their derivation. It is noticed that the solutions for the mass M only make sense in the non-relativistic limit as they in principle depend on the total momentum. A complete interaction kernel would be required to make the solutions meaningful so that to fulfill relativistic covariance. This is not however necessary for the following developments.

The single-particle current stems from the same field-theory that motivates the above interactions. It is given for particle 1 by:

$$J_{I.A.}^0 = \frac{e_{p_1} + e_{p'_1}}{2\sqrt{e_{p'_1} e_{p_1}}} \delta(\vec{q} + \vec{p}_1 - \vec{p}'_1),$$

$$\vec{J}_{I.A.} = \frac{\vec{p}_1 + \vec{p}'_1}{2\sqrt{e_{p'_1} e_{p_1}}} \delta(\vec{q} + \vec{p}_1 - \vec{p}'_1). \quad (35)$$

The above current provides a non-zero four-divergence which, using eq. (34), can be written as:

$$q_\mu \cdot J_{I.A.}^\mu = \sqrt{\frac{m}{e_{p'_1}} \frac{m}{e_{p'_2}}} \frac{g^2}{\mu^2 + (\vec{p}_2 - \vec{p}'_2)^2} \sqrt{\frac{m}{e_{p_1}} \frac{m}{e_{p_2}}} \times \left(\frac{e_{p'_1} - e_{p'_1-q}}{2e_{p'_1-q}} + \frac{e_{p_1+q} - e_{p_1}}{2e_{p_1+q}} \right) \times \delta(\vec{q} + \vec{p}_1 + \vec{p}_2 - \vec{p}'_1 - \vec{p}'_2). \quad (36)$$

This has to be canceled by the four-divergence of a two-body current [31], which can be easily obtained in the present case:

$$\vec{J}_{int}(\vec{q}, \vec{p}_1, \vec{p}_2, \vec{p}'_1, \vec{p}'_2) = \sqrt{\frac{m}{e_{p'_1}} \frac{m}{e_{p'_2}}} \frac{g^2}{\mu^2 + (\vec{p}_2 - \vec{p}'_2)^2} \sqrt{\frac{m}{e_{p_1}} \frac{m}{e_{p_2}}} \times \left(\frac{2\vec{p}'_1 - \vec{q}}{2e_{p'_1-q}(e_{p'_1} + e_{p'_1-q})} + \frac{2\vec{p}_1 + \vec{q}}{2e_{p_1+q}(e_{p_1} + e_{p_1+q})} \right) \times \delta(\vec{q} + \vec{p}_1 + \vec{p}_2 - \vec{p}'_1 - \vec{p}'_2). \quad (37)$$

Notice that one can easily recognize in this equation the structure of a pair term. By construction, it allows one to satisfy current conservation. When checking this property, it is found that the one- and two body-currents provide the following contributions (in the operatorial sense):

$$\vec{q} \cdot \vec{J}_{I.A.} = (e_{p_1} O(1) - O(1) e_{p_1}), \\ \vec{q} \cdot \vec{J}_{int} = (V O(1) - O(1) V),$$

where $O(1)$ just represents the charge operator. After adding a contribution ($e_{p_2} O(1) - O(1) e_{p_2}$), which is zero, they combine to give:

$$\vec{q} \cdot (\vec{J}_{I.A.} + \vec{J}_{int}) = H O(1) - O(1) H, \quad (38)$$

The last equality, taken between eigen-states of the Hamiltonian, is the product of the energy transfer, q_0 , times the charge operator. This provides another illustration of how contributions involving the kinetic energy and the potential energy separately add together to give the total energy of the system. We notice that the above two-body current does not contain any $1/q^2$ factor as some recipe enforcing current conservation,

$$J^\mu \rightarrow J^\mu - q^\mu J \cdot q / q^2, \quad (39)$$

would suppose [8]. Notice that in the small q limit, the two-body current obtained in eq. (37) has the schematic form $-\partial_{q_\mu} ("J \cdot q")$, where " $J \cdot q$ " is given by the right-hand side of eq. (36). It therefore significantly differs from the term introduced in eq. (39) and, evidently, it has no singular character in the limit $q \rightarrow 0$.

2. *Two-body currents motivated by the Born amplitude in the non-relativistic case*

The contribution derived above is not sufficient to recover the Born amplitude. Starting from this requirement, another two-body current is obtained, which, un-

derlying the theoretical model under consideration, also contributes to the time component of the current, contrary to the interaction term. The extra term to be added to eq. (37) is self-gauge invariant. To emphasize this feature, it is written in a way where this property is readily satisfied, i.e. by introducing the photon polarization ϵ^μ :

$$\begin{aligned} & \left(\epsilon^0 J_{\Delta B}^0 - \vec{\epsilon} \cdot \vec{J}_{\Delta B} \right) (\vec{q}, \vec{p}_1, \vec{p}_2, \vec{p}'_1, \vec{p}'_2) = \\ & \sqrt{\frac{m}{e_{p'_1}} \frac{m}{e_{p'_2}}} \frac{g^2}{\mu^2 + (\vec{p}_2 - \vec{p}'_2)^2} \sqrt{\frac{m}{e_{p_1}} \frac{m}{e_{p_2}}} \delta(\vec{q} + \vec{p}_1 + \vec{p}_2 - \vec{p}'_1 - \vec{p}'_2) (\epsilon^0 \vec{q} - \vec{\epsilon} q^0) \\ & \cdot \left(\frac{2 \vec{p}'_1 - \vec{q}}{2 e_{p'_1 - q} (e_{p'_1} + e_{p'_1 - q}) (e_{p_1} + e_{p_2} - e_{p'_2} + e_{p'_1 - q})} - \frac{2 \vec{p}_1 + \vec{q}}{2 e_{p_1 + q} (e_{p_1} + e_{p_1 + q}) (e_{p'_1} + e_{p'_2} - e_{p_2} + e_{p_1 + q})} \right). \end{aligned} \quad (40)$$

While deriving these currents, off-shell effects have been neglected, which amount to corrections of the order g^4 . This is done consistently with neglecting higher order contributions in the amplitude. Notice that the subscript ΔB in eq. (40) and later on does not refer to the Born amplitude itself. It represents the contribution that has to be added to the impulse approximation plus interaction terms in order to recover the Born amplitude.

While current conservation tells us nothing about two-body contributions in the case of a scalar probe, requiring that the Born amplitude provided by the Feynman diagram of Fig. 2 be reproduced imposes to consider further terms. These ones, for an interaction of particle 1 with the external probe, are given by:

$$\begin{aligned} S_{\Delta B}(\vec{q}, \vec{p}_1, \vec{p}_2, \vec{p}'_1, \vec{p}'_2) &= \sqrt{\frac{m}{e_{p'_1}} \frac{m}{e_{p'_2}}} \frac{g^2}{\mu^2 + (\vec{p}_2 - \vec{p}'_2)^2} \sqrt{\frac{m}{e_{p_1}} \frac{m}{e_{p_2}}} \\ &\times \left(\frac{2m}{2 e_{p'_1 - q} (e_{p_1} + e_{p_2} - e_{p'_2} + e_{p'_1 - q})} + \frac{2m}{2 e_{p_1 + q} (e_{p'_1} + e_{p'_2} - e_{p_2} + e_{p_1 + q})} \right) \delta(\vec{q} + \vec{p}_1 + \vec{p}_2 - \vec{p}'_1 - \vec{p}'_2). \end{aligned} \quad (41)$$

It is noticed, not surprisingly, that the contributions from eqs. (40,41) to form factors identify to the second term at the r.h.s. of eqs. (29,30) in the same limit. This is due for a part to the instant-form formalism which underlies both expressions.

3. *Two-body currents motivated by current conservation in the “point form” approach*

The first step in deriving two-body currents for calculating form factors in the “point form” is the definition of the interaction corresponding to the interaction mentioned previously. Its invariant form involves the four-velocity λ^μ of the system which we are interested in:

$$V_{int}(p_1, p_2, p'_1, p'_2) = -\sqrt{\frac{m}{\lambda \cdot p_1} \frac{m}{\lambda \cdot p_2}} \int d\eta \frac{g^2 \delta^4(p_1 + p_2 - p'_1 - p'_2 - \lambda\eta)}{\mu^2 - (p_2 - p'_2)^2 + (\lambda \cdot (p_2 - p'_2))^2} \sqrt{\frac{m}{\lambda \cdot p'_1} \frac{m}{\lambda \cdot p'_2}}, \quad (42)$$

with $\lambda \cdot (p_1 - p_2) = \lambda \cdot (p'_1 - p'_2) = 0$. Equation (34) then reads:

$$\begin{aligned} (M - \lambda \cdot (p_1 + p_2)) \int d\eta \delta^4(p_1 + p_2 - \lambda\eta) \Phi(p_1, p_2) &= \\ \frac{1}{(2\pi)^3} \iint d^4 p'_1 d^4 p'_2 V(p_1, p_2, p'_1, p'_2) \delta(p_1^2 - m^2) \delta(p_2^2 - m^2) (p'_1 + p'_2)^2 \int d\eta' \delta^4(p'_1 + p'_2 - \lambda\eta') \Phi(p'_1, p'_2). \end{aligned} \quad (43)$$

It is noticed that the extra term at the meson propagator in eq. (42), $(\lambda \cdot (p_2 - p'_2))^2$, is a consequence of the kinematical character of the boost transformation in the “point form” formalism. While the mass operator corresponding to the above interaction is independent of the velocity, as it should be, the appearance of λ^μ is somewhat unusual from a field-theory point of view. It leads to specific off-shell effects that change the asymptotic dependence from Q^2 to Q^4 in the meson propagator appearing in the Born amplitude, see eq. (32). It partly explains the too fast drop-off of form factors calculated in the impulse approximation in the “point form” approach.

A minimal set of two-body currents can be obtained by calculating the divergence of the current accounted for in impulse approximation,

$$\frac{1}{\sqrt{2}\lambda_f \cdot p} \left(2\lambda_f^\mu \lambda_f \cdot p + 2\lambda_i^\mu \lambda_i \cdot p - 2p^\mu \right) \frac{1}{\sqrt{2}\lambda_i \cdot p} \delta(\vec{q} + \vec{P}_i - \vec{P}_f), \quad (44)$$

and determining what is needed to recover current conservation, similarly to what was done in the non-relativistic case, see eqs. (35-37). Using the relation $q^\mu = M_f \lambda_f^\mu - M_i \lambda_i^\mu$, it is found that the four-divergence of the single-particle current can be expressed in terms of the interaction and is given by:

$$q_\mu \cdot J_{I.A.}^\mu = \sqrt{\frac{m}{\lambda_f \cdot p_{1f}} \frac{m}{\lambda_f \cdot p_{2f}}} g^2 \delta(\vec{q} + \vec{P}_i - \vec{P}_f) \sqrt{\frac{m}{\lambda_i \cdot p_{1i}} \frac{m}{\lambda_i \cdot p_{2i}}} \lambda_i \cdot \lambda_f \left(\frac{\lambda_f \cdot p_{2f}}{\lambda_i \cdot p_{2f}} \frac{1}{H(\lambda_i)} - \frac{1}{H(\lambda_f)} \frac{\lambda_i \cdot p_{2i}}{\lambda_f \cdot p_{2i}} \right), \quad (45)$$

where $H(\lambda) = \mu^2 - (p_{2i} - p_{2f})^2 + (\lambda \cdot (p_{2i} - p_{2f}))^2$. The term of eq. (45) has to be canceled by the contribution of a two body-current, which has to be guessed for some part. A possible solution is given by:

$$J_{int}^\mu(q, p_{1i}, p_{2i}, p_{1f}, p_{2f}) = \sqrt{\frac{m}{\lambda_f \cdot p_{1f}} \frac{m}{\lambda_f \cdot p_{2f}}} g^2 \delta(\vec{q} + \vec{P}_i - \vec{P}_f) \sqrt{\frac{m}{\lambda_i \cdot p_{1i}} \frac{m}{\lambda_i \cdot p_{2i}}} \\ \times \left[\left(\frac{(\lambda_f \cdot p_{2f}) \lambda_f^\mu - p_{2f}^\mu}{M_i (\lambda_i \cdot p_{2f})} \frac{1}{H(\lambda_i)} + \frac{1}{H(\lambda_f)} \frac{(\lambda_i \cdot p_{2i}) \lambda_i^\mu - p_{2i}^\mu}{M_f (\lambda_f \cdot p_{2i})} \right) + \frac{1}{H(\lambda_f)} X^\mu \frac{1}{H(\lambda_i)} \right]. \quad (46)$$

with

$$X^\mu = \left((\lambda_i + \lambda_f) \cdot (p_{2i} - p_{2f}) \right) \left(\frac{M_f p_{2f}^\mu - M_i p_{2i}^\mu}{M_f M_i} - \frac{M_f \lambda_f^\mu + M_i \lambda_i^\mu}{M_f M_i (M_i + M_f)} (M_f \lambda_f \cdot p_{2f} - M_i \lambda_i \cdot p_{2i}) \right). \quad (47)$$

Terms retained here resemble those obtained by using the minimal coupling principle but the output, depending on the order of the operators, is not necessarily unique, holding up to gauge-invariant terms proportional to $\lambda_i \cdot \lambda_f (M_f \lambda_f^\mu + M_i \lambda_i^\mu) - (M_f \lambda_i^\mu + M_i \lambda_f^\mu)$ for instance. This uncertainty especially affects the last term in eq. (47). It can be removed for a part by requiring to recover the Born amplitude (see below).

The above current could solve some of the problems at low Q^2 related to current conservation. Again, we notice that it does not contain any $1/Q^2$ factor. The appearance of the total mass M at the denominator in the above two-body current is not quite expected and, most probably, results from enforcing current conservation. By itself, the presence of this quantity in the current is not surprising, as it is well known that the momentum in the ‘‘point form’’ approach, and therefore the current, depends on the interaction. However, it can be checked that the above current does not help in solving the vanishing of the elastic scalar form factor in the limit $M \rightarrow 0$, which also shows up at small momentum transfers.

4. Two-body currents motivated by the ratio F_0/F_1 in the limit $M \rightarrow 0$

While considering the problem, we found that the required two-body currents also contribute to the norm, defined by the charge associated with the conserved current, $F_1(q^2 = 0) = 1$. This differs from standard two-body currents, in the two-nucleon system for instance, or in eq. (37), which do not contribute to the charge (in the usual approach where the interaction does not depend on the energy). Extra currents involve double Z-diagrams, like the one shown in Fig. 3c. They are not especially suppressed for the scalar coupling model considered here and they contribute destructively to the norm so that to cancel the normal contribution (Fig. 3a) in the limit $M \rightarrow 0$. Such a result can be checked by calculating the contribution of the triangle diagram of the figure in the case where the momentum dependence of the bound state vertex function is ignored (see also ref. [31]):

$$\int d^4p \frac{P_i^0 + P_f^0 - 2p^0}{m^2 - p^2 - i\epsilon} \frac{1}{m^2 - (P_i - p)^2 - i\epsilon} \frac{1}{m^2 - (P_f - p)^2 - i\epsilon} = 2i\pi \int d^3p \frac{1}{(2e_p)^3} \left(\frac{2e_p}{(2e_p - M)^2} - \frac{2e_p}{(2e_p + M)^2} \right), \quad (48)$$

where P_i^0 and P_f^0 are expressed in the c.m. system, $P_i^0 = P_f^0 = M$. For the scalar case, one gets:

$$\int d^4p \frac{2m}{m^2 - p^2 - i\epsilon} \frac{1}{m^2 - (P_i - p)^2 - i\epsilon} \frac{1}{m^2 - (P_f - p)^2 - i\epsilon} = \\ 2i\pi \int d^3p \frac{1}{(2e_p)^3} \left(\frac{2m}{(2e_p - M)^2} + \frac{4m}{2e_p(2e_p - M)} + \frac{4m}{2e_p(2e_p + M)} + \frac{2m}{(2e_p + M)^2} \right). \quad (49)$$

In eqs. (48,49), the first term at the r.h.s. represents the standard non-relativistic contribution. The extra terms, which should also occur in the instant form of relativistic quantum mechanics, greatly complicate the calculation of form factors. They cannot be neglected however and, in fact, their introduction seems to provide more consistency in the developments. The matrix element of the current in the “point form” approach, eq. (15), appears to be proportional to the factor M because this one has been introduced as an overall factor. In the Bethe-Salpeter approach, eq. (3), this factor appears dynamically. The fact that the four-vector current matrix element should be proportional to $P_i^\mu + P_f^\mu$ automatically ensures that it is proportional to M at $\vec{P} = 0$ (without requiring the introduction of this factor by hand). This is just a consequence of the extra current discussed above.

At the same time as the front factor M is removed from the r.h.s. of eq. (15), it disappears from the expression of the scalar form factor, eq. (14) and eq. (17). This form factor does not vanish anymore in the limit $M \rightarrow 0$. The ratio $F_0(0)/F_1(0)$ stemming from eqs. (48,49) is 1.5 in the limit $M \rightarrow 0$, while the Wick-Cutkosky result is 1.25³. Finally, to recover the full Born amplitude, one can use the standard definition of the current without renormalizing its expression, somewhat arbitrarily, by a factor $1/M$ in order to compensate the front factor M in eqs. (14,17).

The discussion of the above contributions would require a full paper by itself and, as far as we can see, they do not help in solving the current conservation problem considered in this subsection. In practice, we will account for them by multiplying the single-particle current operator by a constant factor suggested by the expression of eq. (48):

$$F = 1 - \left(\frac{M - 2\bar{e}}{M + 2\bar{e}} \right)^2 = \frac{8M\bar{e}}{(M + 2\bar{e})^2}, \quad (50)$$

where \bar{e} represents an average value of $\sqrt{m^2 + p^2}$. The two-body nature of the correction is not explicit, but corresponding to an off-shell effect, it can be made transparent by expressing the factor $M - 2e$ in terms of the interaction using eq. (34). The correction is at least of the second order in this interaction and while its effect is small for weakly bound systems, it is certainly considerable when the total mass goes to zero. Interestingly, the above example gives a further illustration of how a term proportional to the kinetic energy, e_p (first term in the r.h.s. of eq. (48)) turns into a term proportional to the total mass by incorporating interaction effects.

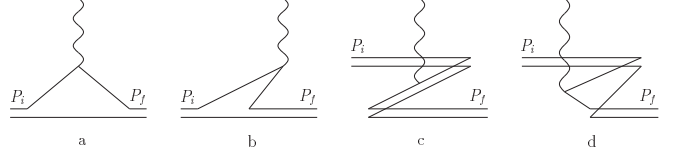


FIG. 3: Time-ordered triangle diagrams contributing to the absorption of a photon on a bound system.

The above approximation would certainly be questionable for an exact calculation but, being interested in whether some of the striking features evidenced by the impulse “point form” results can be repaired for some part by adding two-body currents, we believe it should not affect the developments presented below. On the other hand, it allows one to continue to work with a conserved current, including the single- and the two-body parts given by eqs. (46,47).

5. Two-body currents motivated by the Born amplitude in the “point form” approach

When considering the further requirement of reproducing the Born amplitude, an extra contribution arises. This one is obtained by subtracting from this amplitude the contribution accounted for in the impulse approximation calculation, eqs. (14,15), and that one accounting for current conservation, eqs. (46,47) (see also appendix D). As current conservation holds for the Born amplitude, it also holds for the above difference in the same limit, i.e. at the order g^2 . Neglected contributions are of the order g^4 , which in any case are discarded when limiting ourselves to the Born amplitude. A few details are given in appendix D, here we give an expression where the two-body contribution is written in a way where current conservation is manifest, analogously to eq. (40):

$$\begin{aligned} & \epsilon_\mu \cdot J_{\Delta B}^\mu(q, p_{1i}, p_{2i}, p_{1f}, p_{2f}) = \\ & \sqrt{\frac{m}{\lambda_f \cdot p_{1f}} \frac{m}{\lambda_f \cdot p_{2f}}} \frac{g^2}{4} \delta(\vec{q} + \vec{P}_i - \vec{P}_f) \sqrt{\frac{m}{\lambda_i \cdot p_{1i}} \frac{m}{\lambda_i \cdot p_{2i}}} \\ & \times \frac{\mu^2 - (p_{2i} - p_{2f})^2 + \lambda_i \cdot (p_{2i} - p_{2f}) \lambda_f \cdot (p_{2f} - p_{2i})}{\lambda_f \cdot p_{2f} \lambda_i \cdot p_{2i} H(0) H(\lambda_f) H(\lambda_i)} \\ & \times \frac{2\bar{e}}{M} \epsilon_\mu \cdot \left(Y^\mu(p_{2i} - p_{2f}) \cdot q - (p_{2i} - p_{2f})^\mu Y \cdot q \right), \quad (51) \end{aligned}$$

with

$$Y^\mu = \lambda_f^\mu \lambda_f \cdot p_{2f} + \lambda_i^\mu \lambda_i \cdot p_{2i} - \frac{1}{2}(p_{2f}^\mu + p_{2i}^\mu). \quad (52)$$

In deriving this expression, we assume the relationship:

$$q^\mu = \lambda_f^\mu M_f - \lambda_i^\mu M_i \simeq \frac{M}{\bar{e}} (\lambda_f^\mu \lambda_f \cdot p_{2f} - \lambda_i^\mu \lambda_i \cdot p_{2i}), \quad (53)$$

where the replacement of $\lambda \cdot p$ by an average value \bar{e} is in accordance with neglecting contributions of order higher in g^2 .

³ Notice that the light-front approach seems to do correctly with respect to this problem. The ratio $F_0(0)/F_1(0)$ is finite in the limit $M \rightarrow 0$ and its value, 7/6, is close to the expected one. Furthermore, a contribution like the double Z-diagram of Fig. 3c vanishes in this approach for the model considered here.

For the scalar probe, the extra contribution required to reproduce the Born amplitude is given by:

$$\begin{aligned}
S_{\Delta B}(q, p_{1i}, p_{2i}, p_{1f}, p_{2f}) = & \\
& \sqrt{\frac{m}{\lambda_f \cdot p_{1f}} \frac{m}{\lambda_f \cdot p_{2f}}} \frac{g^2}{2} \delta(\vec{q} + \vec{P}_i - \vec{P}_f) \sqrt{\frac{m}{\lambda_i \cdot p_{1i}} \frac{m}{\lambda_i \cdot p_{2i}}} \\
& \times \left[\frac{1}{H(0)} \left(\frac{m}{\lambda_i \cdot p_{2i} \lambda_i \cdot p_{2f}} + \frac{m}{\lambda_f \cdot p_{2f} \lambda_f \cdot p_{2i}} \right) \right. \\
& \left. - \left(\frac{m \lambda_i \cdot (p_{2i} - p_{2f})}{\lambda_i \cdot p_{2f} H(0) H(\lambda_i)} + \frac{m \lambda_f \cdot (p_{2f} - p_{2i})}{\lambda_f \cdot p_{2i} H(0) H(\lambda_f)} \right) \right]. \quad (54)
\end{aligned}$$

Notice that eqs. (51,54) correspond to contributions to the Born amplitude that are not generated in another way and that there is therefore no double counting. Examination of the two-body currents, eqs. (46,47) and (51,54), which involve a neutral boson exchange, shows that they are much more sophisticated than standard ones in the same case. They exhibit unusual features, like the appearance of the boson propagator twice, which generally characterizes the contribution of a charged boson interacting with an external field.

B. Results involving two-body currents

In this subsection, we present expressions for form factors incorporating contributions from two-body currents. These ones are motivated by fulfilling current conservation and reproducing the Born amplitude. They are followed by two sets of results, obtained with a Galilean boost and the ‘‘point form’’ one. In both cases, the wave

function from the model v1 is used.

1. Expressions of the calculated form factors

The two body-currents employed with the Galilean boost are inspired from eqs. (37,40) for the parts required to fulfill current conservation and reproduce the Born amplitude, respectively. However, since these currents are appropriate to an instant-form formalism, we use an alternative expression of these currents that we could derive assuming a Galilean invariant extension of the interaction model v1. These ones miss the relation to a well defined field-theory motivated current and evidence features that are sometimes unusual with this respect, although a relation to pair-type currents can be recovered in some limit. As they are not of fundamental importance and perhaps too specialized, we prefer to give their expressions together with the contributions to form factors in appendix C.

For the ‘‘point form’’ approach, results are obtained from eqs. (46,47,50,51,54). The full expressions of the different form factors, including two-body currents, are given below, while some intermediate steps are given in appendix D. Using the relation implied by the δ^4 functions, the momenta relative to particle number 1 can always be written in terms of the momenta relative to particle number 2 (the spectator particle) and the four-velocity vector λ^μ . In absence of ambiguity, the momentum \vec{p} in the expressions given below will refer to this spectator particle. When specialized to the frame $\vec{v} = \vec{v}_f = -\vec{v}_i$, the form factors $F_0(q^2)$, $\tilde{F}_1(q^2)$ and $\tilde{F}_2(q^2)$ successively read:

$$\begin{aligned}
F_0(q^2) &= \frac{\sqrt{N_f N_i}}{4m} \left(\int \frac{d\vec{p}}{(2\pi)^3} \phi_f(\vec{p}_{tf}) \frac{m}{e_p} \phi_i(\vec{p}_{ti}) + \int \frac{d\vec{p}_f d\vec{p}_i}{(2\pi)^6} \phi_f(\vec{p}_{tf}) \phi_i(\vec{p}_{ti}) \frac{m^2}{e_f e_i} (K_{\Delta B})_0 \right), \\
\tilde{F}_1(q^2) &= \frac{\sqrt{N_f N_i}}{2\bar{M}} \sqrt{1-v^2} \left[\left(1 - \left(\frac{\bar{M} - 2\bar{e}}{\bar{M} + 2\bar{e}} \right)^2 \right) \frac{1+v^2}{1-v^2} \int \frac{d\vec{p}}{(2\pi)^3} \phi_f(\vec{p}_{tf}) \phi_i(\vec{p}_{ti}) \right. \\
&\quad \left. + \left(1 - \left(\frac{\bar{M} - 2\bar{e}}{\bar{M} + 2\bar{e}} \right)^2 \right) \int \frac{d\vec{p}_f d\vec{p}_i}{(2\pi)^6} \phi_f(\vec{p}_{tf}) \phi_i(\vec{p}_{ti}) \frac{m^2}{e_f e_i} (K_{int})_1 + \int \frac{d\vec{p}_f d\vec{p}_i}{(2\pi)^6} \phi_f(\vec{p}_{tf}) \phi_i(\vec{p}_{ti}) \frac{m^2}{e_f e_i} (K_{\Delta B})_1 \right], \\
\tilde{F}_2(q^2) \vec{v} &= -\frac{\sqrt{N_f N_i}}{2\bar{M}} \sqrt{1-v^2} \left[\left(1 - \left(\frac{\bar{M} - 2\bar{e}}{\bar{M} + 2\bar{e}} \right)^2 \right) \frac{1+v^2}{1-v^2} \int \frac{d\vec{p}}{(2\pi)^3} \phi_f(\vec{p}_{tf}) \frac{\vec{p}}{e_p} \phi_i(\vec{p}_{ti}) \right. \\
&\quad \left. + \left(1 - \left(\frac{\bar{M} - 2\bar{e}}{\bar{M} + 2\bar{e}} \right)^2 \right) \int \frac{d\vec{p}_f d\vec{p}_i}{(2\pi)^6} \phi_f(\vec{p}_{tf}) \phi_i(\vec{p}_{ti}) \frac{m^2}{e_f e_i} (\vec{K}_{int})_2 + \int \frac{d\vec{p}_f d\vec{p}_i}{(2\pi)^6} \phi_f(\vec{p}_{tf}) \phi_i(\vec{p}_{ti}) \frac{m^2}{e_f e_i} (\vec{K}_{\Delta B})_2 \right], \quad (55)
\end{aligned}$$

where \bar{M} , \bar{e} and N are defined in appendix C. The expressions of the K quantities, which account for two-body currents, are given by:

$$\begin{aligned}
(K_{int})_1 &= g^2 \left[\left(\frac{(\lambda_f \cdot p_f) \lambda_f^0 - p_f^0}{M_i (\lambda_i \cdot p_f) H(\lambda_i)} + \frac{(\lambda_i \cdot p_i) \lambda_i^0 - p_i^0}{M_f H(\lambda_f) (\lambda_f \cdot p_i)} \right) + \frac{1}{H(\lambda_f)} X^0 \frac{1}{H(\lambda_i)} \right], \\
(\vec{K}_{int})_2 &= g^2 \left[\left(\frac{(\lambda_f \cdot p_f) \vec{\lambda}_f - \vec{p}_f}{M_i (\lambda_i \cdot p_f) H(\lambda_i)} + \frac{(\lambda_i \cdot p_i) \vec{\lambda}_i - \vec{p}_i}{M_f H(\lambda_f) (\lambda_f \cdot p_i)} \right) + \frac{1}{H(\lambda_f)} \vec{X} \frac{1}{H(\lambda_i)} \right],
\end{aligned}$$

$$\begin{aligned}
(K_{\Delta B})_0 &= \frac{g^2}{2} \left[\frac{1}{H(0)} \left(\frac{m}{\lambda_i \cdot p_i \lambda_i \cdot p_f} + \frac{m}{\lambda_f \cdot p_f \lambda_f \cdot p_i} \right) - \left(\frac{m \lambda_i \cdot (p_i - p_f)}{\lambda_i \cdot p_f H(0) H(\lambda_i)} + \frac{m \lambda_f \cdot (p_f - p_i)}{\lambda_f \cdot p_i H(0) H(\lambda_f)} \right) \right], \\
(K_{\Delta B})_1 &= \frac{g^2}{4} \frac{\mu^2 - (p_i - p_f)^2 + \lambda_i \cdot (p_i - p_f) \lambda_f \cdot (p_f - p_i)}{\lambda_f \cdot p_f \lambda_i \cdot p_i H(0) H(\lambda_f) H(\lambda_i)} \frac{2\bar{e}}{M} (Y^0 (p_i - p_f) \cdot q - (p_i - p_f)^0 Y \cdot q), \\
(\vec{K}_{\Delta B})_2 &= \frac{g^2}{4} \frac{\mu^2 - (p_i - p_f)^2 + \lambda_i \cdot (p_i - p_f) \lambda_f \cdot (p_f - p_i)}{\lambda_f \cdot p_f \lambda_i \cdot p_i H(0) H(\lambda_f) H(\lambda_i)} \frac{2\bar{e}}{M} (\vec{Y} (p_i - p_f) \cdot q - (\vec{p}_i - \vec{p}_f) Y \cdot q). \tag{56}
\end{aligned}$$

TABLE V: Elastic and inelastic form factors $F_0(q^2)$, $F_1(q^2)$ and $F_2(q^2)$ in a Galilean approach as given in appendix C: Effect of two-body currents motivated by current conservation (*int* line) and the Born amplitude (*int* + ΔB line). Calculations are performed with the interaction model v1 and correspond to a coupling $\alpha = 3$ for the Wick-Cutkosky model.

Q^2/m^2	0.01	0.1	1.0	10.0	100.0
$\alpha = 3$, <i>elastic, int</i>					
F_0	0.735	0.701	0.454	0.365-01	0.198-03
F_1	0.995	0.953	0.640	0.665-01	0.774-03
$\alpha = 3$, <i>elastic, int + ΔB</i>					
F_0	0.959	0.921	0.628	0.635-01	0.643-03
F_1	0.996	0.953	0.641	0.680-01	0.898-03
$\alpha = 3$, <i>inelastic, int</i>					
F_0	-0.325-01	0.202-02	0.132-00	0.189-01	0.91-04
F_1	0.469-02	0.430-01	0.186-00	0.318-01	0.33-03
F_2	0.483	0.442	0.191-00	0.327-02	0.34-05
(two-body part of F_2)	(24%)	(25%)	(28%)	(48%)	(116%)
$\alpha = 3$, <i>inelastic, int + ΔB</i>					
F_0	0.086-01	0.509-01	0.209-00	0.361-01	0.37-03
F_1	0.468-02	0.429-01	0.185-00	0.325-01	0.41-03
F_2	0.481	0.442	0.191-00	0.335-02	0.42-05

As it can be observed, the expression of the currents required to ensure current conservation (K_{int} , \vec{K}_{int}) do not contain any $1/q^2$ factor as the recipe given by eq. (39) would imply.

2. Results with two-body currents for the form factors in a Galilean approach

The non-relativistic type calculations of table V are especially useful to make the transition from the “exact” results presented in sect. III to the “point form” ones, allowing one to distinguish effects specific of this last approach from those due to the restoration of current conservation, to the Born amplitude constraint or to the dynamics.

At low momentum transfers, the suppression of the elastic form factor F_0 with respect to F_1 (*int* case) is rem-

iniscent for some part of the one mentioned in sect. III for the “point form” case as a result of the normalization definition. It is largely canceled by a pair term contribution to the scalar form factor included in the Born-constrained current. The same contribution also changes the scalar inelastic form factor F_0 from a negative to a positive value. In both cases, the results (0.959 and 0.009 at $Q^2/m^2 = 0.01$) become closer to the “exact” ones (1.123 and 0.054). At high momentum transfers, the elastic and inelastic form factors, F_0 , in the *int* case decrease more quickly than the corresponding vector form factors, F_1 . This is due to an extra $1/Q$ dependence in the former. This discrepancy tends to disappear when the Born-constrained current is considered. The results so obtained are qualitatively in better agreement with the “exact” ones. However the magnitude is smaller by a factor 5 or so. The comparison with the Coulombian-type results suggests that the discrepancy is to be ascribed to a large part to the difference in the wave functions at the origin that, as already mentioned, determines the overall coefficient multiplying the asymptotic power law behavior of form factors. This points to the relative simplicity of the interaction model, v1, which does not do quite well as to the description of the spectrum of the Wick-Cutkosky model, while the Coulombian one does. We do not expect this discrepancy to be removed when looking at the “point form” results.

The last comment we want to make concerns the current conservation that is better seen by looking at the form factor, F_2 . Contrary to the Born-constrained current, the two-body current motivated by current conservation has a big influence in the *int* case. From 25% of F_2 at low momentum transfers, its contribution can raise up to 50% for higher momentum transfers. Larger contributions are expected when the average momentum of the constituent particles increases ($\bar{p}^2/m^2 = 0.2$ in the present case).

3. Results with two-body currents for the form factors in the “point form” approach

The least that one can say about the contributions of two-body currents in the “point form” approach is that they strongly depend on the coupling, the mass of the system, the elastic or inelastic, scalar or vector character of the transition, and the presence or absence of a node in the impulse approximation. We successively consider the

effect of two-body currents motivated by current conservation and the Born amplitude behavior, the corresponding results being given in table VI⁴.

Beginning with the elastic form factor corresponding to $\alpha = 3$, we found that the effect of two-body currents motivated by current conservation is quite small at low Q^2 but, being constrained to go to 0 at zero momentum transfer with Q^2 , this result is not very significant. At higher Q^2 , the effect is much larger (40% of the impulse approximation at $Q^2 = 10 m^2$, more than 100% at $Q^2 = 100 m^2$). In comparison to the results given in table V in a similar case, we nevertheless notice that the drop-off of the form factor is faster, scaling like Q^{-6} rather than Q^{-4} at high Q^2 . The inelastic form factor is more instructive on the effects at low Q^2 where $F_2(Q^2)$ is enhanced by about 30% while $F_1(Q^2)$ gets decreased by 100% or so. The large effects in this case are strongly related to current conservation which implies that $F_1(Q^2)$ scales like Q^2 at small momentum transfer. At higher momentum transfer, 100% effects, constructive or destructive, are also found. The last case now concerns the $F_2(Q^2)$ form factor which is seen to scale like Q^{-8} while $F_1(Q^2)$ scales like Q^{-6} . In comparison to the Galilean calculation presented in table V, the relative size of the corrections is qualitatively the same. As for the elastic case, the form factor $F_1(Q^2)$ drops too fast (Q^{-6} instead of Q^{-4}). The results for the strongly interacting case ($M = 0.1$) provide a useful and complementary information. The corrections make the form factor overshoot the value $F_1(Q^2 = 0) = 1$. Essentially, depending on the quantity v^2 , the corrections scale like M^{-2} . They are therefore enhanced in the small mass limit, in the same way that the charge radius is in the present “point form” approach. The correction drops off quickly at higher Q^2 but this shows the limitations that underlie the derivation of two-body currents to which too much is asked in the present case.

All the above results drop off too fast in comparison to the expected power law behavior. This one therefore relies on the two-body currents added to reproduce the Born amplitude. At high Q^2 , the results so obtained are however below the “exact” ones given in tables I-III. Part of the effect is certainly due to the choice of the interaction $v1$. The comparison with results given in table V, obtained with the same interaction model, should be more adequate but it still shows some discrepancy. The results for the strongly interacting case are again useful here. The suppression of the form factor at high Q^2 by many orders of magnitude points to a dependence of the asymptotic form factor on a factor M^4 , which simply stems from the dependence of the form factor on the velocity v , which involves the factor Q/M . The reduction

TABLE VI: Elastic and inelastic form factors $F_0(q^2)$, $F_1(q^2)$ and $F_2(q^2)$, calculated in the “point form” approach and including two-body currents: Results of eqs. (55,56) are calculated with the interaction model, $v1$, and are given for different couplings of the Wick-Cutkosky model, $\alpha = 3$ ($\alpha(v1) = 1.775$, $E = 0.432 m$) and $\alpha \simeq 2\pi$ ($\alpha(v1) = 5.287$, $E = 1.90 m$). Different approximations about the two-body currents are considered, successively: impulse approximation (*I.A.*), with inclusion of interaction currents (*int*) and with inclusion of both interaction and Born motivated currents (*int + ΔB*).

Q^2/m^2	0.01	0.1	1.0	10.0	100.0
$\alpha = 3$, <i>elastic, I.A.</i>					
F_0	0.732	0.671	0.312	0.061-01	0.29-05
F_1	0.992	0.924	0.493	0.205-01	0.46-04
$\alpha = 3$, <i>elastic, int</i>					
F_0	0.732	0.671	0.312	0.061-01	0.29-05
F_1	0.992	0.930	0.521	0.295-01	0.11-03
$\alpha = 3$, <i>elastic, int + ΔB</i>					
F_0	1.142	1.065	0.573	0.268-01	0.20-03
F_1	0.994	0.944	0.595	0.491-01	0.43-03
$\alpha = 3$, <i>inelastic, I.A.</i>					
F_0	0.011	0.043	0.116	0.489-02	0.26-05
F_1	0.019	0.059	0.167	0.136-01	0.33-04
F_2	0.383	0.335	0.102	-0.373-03	-0.34-05
$\alpha = 3$, <i>inelastic, int</i>					
F_0	0.011	0.043	0.116	0.489-02	0.26-05
F_1	0.006	0.047	0.168	0.181-01	0.73-04
F_2	0.535	0.474	0.171	0.186-02	0.79-06
$\alpha = 3$, <i>inelastic, int + ΔB</i>					
F_0	0.059	0.097	0.187	0.167-01	0.12-03
F_1	0.005	0.043	0.170	0.274-01	0.24-03
F_2	0.469	0.432	0.173	0.282-02	0.25-05
$\alpha \simeq 2\pi$, <i>elastic, I.A.</i>					
F_0	0.096	0.012-01	0.50-06	0.86-10	0.12-13
F_1	0.486	0.167-01	0.34-04	0.37-07	0.37-10
$\alpha \simeq 2\pi$, <i>elastic, int</i>					
F_0	0.096	0.001	0.50-06	0.86-10	0.12-13
F_1	3.831	0.460	0.20-02	0.23-05	0.24-08
$\alpha \simeq 2\pi$, <i>elastic, int + ΔB</i>					
F_0	0.359	0.012	0.92-04	0.87-06	0.87-08
F_1	5.452	0.699	0.49-02	0.32-04	0.30-06

factor $(M/(2\bar{e}))^4$ largely explains the difference in the results given in tables V and VI for $\alpha = 3$. As reminded in the beginning of sect. IV, one expects such factors to be canceled by interaction effects which, thus, do not appear to be accounted for by the two-body currents we looked at. The currents discussed here also contribute at low

⁴ Involving a 4-dimensional integration, the two-body part of the form factors involves some uncertainty and the accuracy of the results may be smaller than what the number of digits suggests. Differences may be significant however.

Q^2 . The most significant effect concerns the scalar form factor. The contributions, respectively 0.4 and 0.05 for the elastic and inelastic form factors for $\alpha = 3$ compare with those obtained in the Galilean calculation, 0.22 and 0.04 (see table V).

While looking at two-body currents motivated by current conservation, an interesting question was whether they could allow one to get the low Q^2 charge form factor right, in relation with the charge radius. Results for the strong interaction case leave this possibility open but those for the smaller coupling, $\alpha = 3$, rather point to a different answer. In this case, which is under better control (not much extra currents needed), most of the correction at low Q^2 is produced by the term introduced to ensure the right power law behavior.

VI. CONCLUSION

In this work, we further investigated the calculation of form factors in the “point form” approach for a two-body system. With respect to a previous work [17], we also considered a scalar form factor, which gives another information that can be compared to a more elaborate calculation. This one is provided by the Wick-Cutkosky model where form factors can be calculated exactly as far as one neglects mass and vertex renormalization as usually done when dealing with a two-body system. Possible corrections, that could be accounted for by introducing form factors for the constituents, cancel out in this case but should be incorporated when a comparison to experiment is done. The consideration of the scalar form factor confirms conclusions reached previously. Taking into account that the non-relativistic calculation does rather well (which by itself deserves some explanation), the implementation of the “point form” approach in the impulse approximation, as used in recent works, does badly both at low and large Q^2 . At low Q^2 , results are not protected by the conservation of some charge as for the vector case. At large Q^2 it decreases more quickly, $1/Q^8$ instead of $1/Q^4$ (up to log factors). We also checked that, qualitatively, the results for both the scalar and vector form factors were unchanged by using another interaction in the mass operator. The limit $M \rightarrow 0$ reveals that the charge and scalar radii scale like $1/M$ in the “point form” approach while the scalar form factor tends to 0 when $Q^2 \rightarrow 0$. None of these features is supported by the “exact” calculation.

Within the implementation of the “point form” approach used here, the only way to explain the above discrepancies relies on large contributions from two-body currents. These ones have been derived to ensure both current conservation and to reproduce the power law behavior of the Born amplitude. This has been done consistently with the choice for the single-particle current (the simplest one) and for an interaction model which allows for a derivation in closed form (the interaction only appears at first order). We will not comment on their

performance with respect to the above requested properties since they have been derived in such a way that they should be fulfilled. It is more interesting to investigate the qualitative and quantitative features that these two-body currents evidence.

What characterizes the two-body currents considered here is that they have not much to do with standard ones. Even though they involve the exchange of a neutral boson, and despite the fact that the interaction model has been chosen to make them as simple as possible, they are considerably more complicated than similar currents in a non-relativistic approach. Obtained somewhat by “brute force”, these currents cannot be related to time-ordered diagrams. The reason for this is simple. The initial and final states being described on different hyper-planes, corresponding therefore to different invariant times, there is no way to define time-ordered diagrams unambiguously. The situation is different for the two-body currents ensuring the right F_0/F_1 ratio. Treated very approximately, these currents should also be a part of other relativistic quantum mechanics approaches.

To ensure current conservation, a recipe is sometimes used in the literature [8] that involves a pole at $Q^2 = 0$. This can be acceptable in the case where the spectrum in the t -channel exhibits a zero-mass particle, as it would be the case for the axial current in hadronic physics, where this particle could be the pion in the chiral symmetry limit. The two-body currents derived here do not evidence such a pole, as expected. Actually, using the above recipe, one could construct a single- and a two-body current separately conserved. When the equation of motion is used however, it turns out that the terms with a pole at $Q^2 = 0$ cancel each other. This is an important constraint on the derivation of the two-body currents.

Quantitatively, for a rather moderately bound system ($\bar{p}^2/m^2 = 0.2$), we found that two-body currents motivated by current conservation produce contributions to elastic charge form factors ranging from 0% at low Q^2 up to 100% at $Q^2 = 100 m^2$. The situation is slightly different for an inelastic transition where there is no constraint like charge conservation which imposes corrections to vanish at $Q^2 = 0$. There are other constraints and corrections that can reach 100% with a destructive character so that to recover relations such as $F_1(Q^2) \rightarrow 0$ when $Q^2 \rightarrow 0$ or $F_2(Q^2)/F_1(Q^2) \rightarrow Q^{-2}$ at high Q^2 . Otherwise corrections vary from 25% at low Q^2 for $F_2(Q^2)$ up to 100% at $Q^2 = 100 m^2$ for $F_1(Q^2)$. Corrections due to two-body currents motivated by the Born amplitude are important too and are the dominant ones beyond $Q^2 = 10 m^2$. If one puts apart aspects specific to the “point form” approach (like the faster drop off), large similarities with a Galilean-type calculation are observed. Evidently, larger effects may be obtained in a stronger bound system with a larger value of \bar{p}^2/m^2 , as evidenced by some results for the case $M = 0.1 m$.

In comparison with an “exact” calculation, present “point form” results with incorporation of contributions due to two-body currents still show striking discrepan-

cies. The increase of the charge radius in the limit $M \rightarrow 0$ largely persists. While the form factor at high Q^2 has the right power law, the relative strength is found to be too small by a factor of the order $(M/(2\bar{e}))^4$. Both effects can be ascribed to the fact that the dependence on Q^2 appears only through the factor $v^2 = (Q^2/(4M^2 + Q^2))$ and involve interaction effects that make $M \neq (2\bar{e})$. This suggests that significant two-body currents are still missing. Curiously, an instant-form calculation in the limit of a large momentum of the system evidences similar features [24]. To recover the “exact” results in this case, contributions from two-body currents were needed. These ones, however, had a non-trivial structure, with an integrand behaving like $0/0$ in the large momentum limit. It seems that similar two-body currents are needed in the present case too. Having a non-perturbative character (their form reminds one of zero-mode contributions to

the pion form factor in the light-front approach), they could not be obtained from minimal conditions such as current conservation or reproducing the Born amplitude. Studying these currents and accounting for them may be a task for the future.

Acknowledgments

We are grateful to S. Noguera for his encouragements throughout this work. We would also like to thank R. Medrano for providing us with unpublished work. This work was supported in part by the EC-IHP Network ESOP under contract HPRN-CT-2000-00130, MCYT (Spain) under contract BFM2001-3563-C02-01 and IN2P3 - CICYT (PTh02-1).

APPENDIX A: FORM FACTORS IN THE WICK-CUTKOSKY MODEL

This appendix contains expressions of form factors in the Wick-Cutkosky model which are used in the present work, successively for a scalar and a vector probe.

1. Matrix element of a scalar current

- Matrix element of the current $n = 1 \rightarrow n = 1$:

$$\begin{aligned} F_0(q^2) &= \frac{i}{2} \int \frac{d^4p}{4\pi} dz_f dz_i \frac{(p^2 - m^2) g_1(z_f) g_1(z_i)}{\left(m^2 - (P_f^2 - 2P_f \cdot p) \frac{1+z_f}{2} - p^2 - i\epsilon\right)^3 \left(m^2 - (P_i^2 - 2P_i \cdot p) \frac{1+z_i}{2} - p^2 - i\epsilon\right)^3} \\ &= \frac{3\pi}{8} \int dz_f dz_i dx \frac{g_1(z_f) g_1(z_i) x^2 (1-x)^2}{D^4} I_0, \end{aligned} \quad (\text{A1})$$

with

$$\begin{aligned} I_0 &= \frac{1}{2} \left(m^2 - \frac{1}{4} (Z_f + Z_i) (M_f^2 Z_f + M_i^2 Z_i) - \frac{1}{4} Q^2 Z_f Z_i \right) + \frac{1}{3} D, \\ D &= m^2 - \frac{1}{4} (2 - Z_f - Z_i) (M_f^2 Z_f + M_i^2 Z_i) + \frac{1}{4} Q^2 Z_f Z_i, \end{aligned} \quad (\text{A2})$$

where $Z_i = (1 + z_i) x$ and $Z_f = (1 + z_f) (1 - x)$.

- Matrix element of the current $n = 1, l = 0 \rightarrow n = 2, l = 0$:

$$\begin{aligned} F_0(q^2) &= \frac{i}{2} \int \frac{d^4p}{4\pi} dz_f dz_i \frac{\left(\frac{1}{2}P_f - p\right)^2 + m^2 - \frac{1}{4}P_f^2 (p^2 - m^2) g_2(z_f) g_1(z_i)}{\left(m^2 - (P_f^2 - 2P_f \cdot p) \frac{1+z_f}{2} - p^2 - i\epsilon\right)^4 \left(m^2 - (P_i^2 - 2P_i \cdot p) \frac{1+z_i}{2} - p^2 - i\epsilon\right)^3} \\ &= \frac{\pi}{4} \int dz_f dz_i dx \frac{g_2(z_f) g_1(z_i) (1-x)^3 x^2}{D^5} I_0, \end{aligned} \quad (\text{A3})$$

with

$$\begin{aligned} I_0 &= \frac{1}{2} (2AB + D(C - A - B) + D^2), & H &= \frac{1}{4} (M_f^2(Z_f + Z_i/2) + M_i^2 Z_i/2) + \frac{1}{8} Q^2 Z_i \\ A &= \frac{1}{4} (Z_f + Z_i) (M_f^2 Z_f + M_i^2 Z_i) + \frac{1}{4} Q^2 Z_f Z_i - m^2, & B &= A - 2H + 2m^2, & C &= -A + H - m^2. \end{aligned} \quad (\text{A4})$$

The quantity D , referred to here and below, is defined in eq. (A2).

2. Matrix element of a vector current

- Matrix element of the current $n = 1 \rightarrow n = 1$:

$$\begin{aligned}
& F_1(q^2) (P_f^\mu + P_i^\mu) + F_2(q^2) q^\mu = \\
& i \int \frac{d^4 p}{4\pi} dz_f dz_i \frac{\left(P_f^\mu + P_i^\mu - 2p^\mu \right) (p^2 - m^2) g_1(z_f) g_1(z_i)}{\left(m^2 - (P_f^2 - 2P_f \cdot p) \frac{1+z_f}{2} - p^2 - i\epsilon \right)^3 \left(m^2 - (P_i^2 - 2P_i \cdot p) \frac{1+z_i}{2} - p^2 - i\epsilon \right)^3} \\
& = \frac{3\pi}{8} \int dz_f dz_i dx \frac{g_1(z_f) g_1(z_i) (1-x)^2 x^2}{D^4} \left(I_1 (P_f^\mu + P_i^\mu) + I_2 q^\mu \right), \tag{A5}
\end{aligned}$$

with $q^\mu = (P_f - P_i)^\mu$ and

$$I_1 = (2 - Z_f - Z_i) \left(m^2 - \frac{1}{4} M_f^2 Z_f - \frac{1}{4} M_i^2 Z_i \right) - \frac{1}{3} D, \quad I_2 = -(Z_f - Z_i) \left(m^2 - \frac{1}{4} M_f^2 Z_f - \frac{1}{4} M_i^2 Z_i \right). \tag{A6}$$

- Matrix element of the current $n = 1, l = 0 \rightarrow n = 2, l = 0$:

$$\begin{aligned}
& F_1(q^2) (P_f^\mu + P_i^\mu) + F_2(q^2) q^\mu = \\
& i \int \frac{d^4 p}{4\pi} dz_f dz_i \frac{\left(P_f^\mu + P_i^\mu - 2p^\mu \right) \left(\left(\frac{1}{2} P_f - p \right)^2 + m^2 - \frac{1}{4} P_f^2 \right) (p^2 - m^2) g_2(z_f) g_1(z_i)}{\left(m^2 - (P_f^2 - 2P_f \cdot p) \frac{1+z_f}{2} - p^2 - i\epsilon \right)^4 \left(m^2 - (P_i^2 - 2P_i \cdot p) \frac{1+z_i}{2} - p^2 - i\epsilon \right)^3} \\
& = \frac{\pi}{4} \int dz_f dz_i dx \frac{g_2(z_f) g_1(z_i) (1-x)^3 x^2}{D^5} \left(I_1 (P_f^\mu + P_i^\mu) + I_2 q^\mu \right), \tag{A7}
\end{aligned}$$

with

$$\begin{aligned}
I_1 &= P_C + \frac{1}{2} P_A - \frac{1}{2} (Z_f + Z_i) (P_C + P_A + P_B), & I_2 &= \frac{1}{2} P_A - \frac{1}{2} (Z_f - Z_i) (P_C + P_A + P_B), \\
P_A &= \frac{1}{2} D (D - A), & P_B &= \frac{1}{2} D (D - B), & P_C &= 2AB + D(C - A - B) + D^2. \tag{A8}
\end{aligned}$$

where A , B and C are defined in eq. (A4).

APPENDIX B: ANALYTIC EXPRESSIONS FOR FORM FACTORS IN THE ‘‘POINT FORM’’ APPROACH

Expressions of form factors calculated in the ‘‘point form’’ approach for a simple interaction model v0, first presented in ref. [17], are given together with details concerning their derivation as well as the non-relativistic expressions.

For the wave functions we use solutions obtained with a Coulomb potential,

$$[4(p^2 + m^2) - M^2] \Psi(\vec{p}) = -4m \int \frac{d\vec{p}'}{(2\pi)^3} V_{int}(\vec{p}, \vec{p}') \psi(p'), \quad \text{with} \quad V_{int}(\vec{p}, \vec{p}') = -\frac{g^2}{(\vec{p} - \vec{p}')^2}. \tag{B1}$$

The wave functions of the ground and first excited states, $\phi_i(\vec{p})$ and $\phi_f(\vec{p})$, respectively, are then given by:

$$\phi_i(\vec{p}) = \sqrt{4\pi} \frac{4\kappa^{5/2}}{(\kappa^2 + \vec{p}^2)^2}, \quad \phi_f(\vec{p}) = \sqrt{4\pi} \frac{8\kappa^{*5/2}}{(\kappa^{*2} + \vec{p}^2)^3} (\vec{p}^2 - \kappa^{*2}), \tag{B2}$$

where $\kappa^2 = m^2 - \frac{1}{4} M^2$, $\kappa^{*2} = m^2 - \frac{1}{4} M^{*2}$, the total mass M (M^*) being the one obtained from the Bethe-Salpeter equation ($\kappa^2 \simeq 4\kappa^{*2}$). The binding energy E , referred to in tables I-VI, is related to the total mass of a state by $M^2 = (2m - E)^2$. It has been shown that an equation like eq. (B1) reproduces rather well the (normal) spectrum of the Wick-Cutkosky model, provided an effective coupling is used [26, 27]. In particular, both models exhibit the same degeneracy pattern. The wave functions of eqs. (B2) should therefore be a good zeroth order approximation for our study, including for the extreme case $M^2 = 0$.

With these wave functions, some of the form factors can be calculated analytically. Thus, in the ‘‘point form’’ approach, the elastic form factor reads:

$$F_1(q^2 = -Q^2) = \frac{1 + 2\frac{Q^2}{4M^2}}{\left(1 + \frac{Q^2}{4M^2}\right)^4 \left(1 + \frac{Q^2}{16\kappa^2\left(1 + \frac{Q^2}{4M^2}\right)}\right)^2}, \quad F_2(q^2 = -Q^2) = 0. \quad (\text{B3})$$

Interestingly, the quantity $\frac{Q^2}{16\kappa^2}$ at the denominator of $F_1(q^2)$ is divided by the factor $1 + \frac{Q^2}{4M^2}$. This one was introduced in many calculations to account for the Lorentz-contraction effect [10, 11] but it turned out to be valid only at small Q^2 . The inelastic form factors for a transition from the ground- to the first excited radial state, $\tilde{F}_1(q^2)$ and $\tilde{F}_2(q^2)$ are given by:

$$\begin{aligned} \tilde{F}_1(q^2) &= \sqrt{2} \frac{64 \kappa^4 v^2 (16 m^2 - 4\kappa^2(1 - v^2))}{(9\kappa^2 + v^2 (16 m^2 - 10\kappa^2) + v^4 \kappa^2)^3} (1 + v^2) (1 - v^2)^3, \\ \tilde{F}_2(q^2) &= \sqrt{2} \frac{64 (3 + v^2) \kappa^6}{(9\kappa^2 + v^2 (16 m^2 - 10\kappa^2) + v^4 \kappa^2)^3} (1 + v^2) (1 - v^2)^4, \end{aligned} \quad (\text{B4})$$

where v^2 is defined after eq. (16). There is no known analytic expression for the form factor, $F_0(q^2 = -Q^2)$.

In the non-relativistic case, the elastic and inelastic form factors are respectively given by:

$$\begin{aligned} F_0(q^2) = F_1(q^2) &= \frac{\kappa^4}{(\kappa^2 + Q^2/16)^2}, & F_2(q^2) &= 0, \\ F_0(q^2) = F_1(q^2) &= \sqrt{2} \frac{64 \kappa^4 Q^2}{(9\kappa^2 + Q^2)^3}, & F_2(q^2) &= \sqrt{2} \frac{192 \kappa^6}{(9\kappa^2 + Q^2)^3}. \end{aligned} \quad (\text{B5})$$

The equality $\kappa = 2\kappa^* = \frac{m_{\alpha eff}}{2}$ has been assumed. Taking into account that $M_f^2 - M_i^2 = 3\kappa^2$, one can verify that the current conservation condition, eq. (2), is fulfilled.

To get analytic expressions for the form factors in the ‘‘point form’’ using Coulombian-type wave functions, the following relations have been employed:

$$\begin{aligned} \int d\vec{p} \left(\kappa^2 + p_x^2 + p_y^2 + \left(\frac{p_z - v e_p}{\sqrt{1 - v^2}}\right)^2 \right)^{-1} \left(\kappa^{*2} + p_x^2 + p_y^2 + \left(\frac{p_z + v e_p}{\sqrt{1 - v^2}}\right)^2 \right)^{-1} &= \\ \pi^2 \frac{(1 - v^2)^{3/2}}{v} \left[\frac{M + M^*}{M M^*} \arctan \left(\frac{v(M + M^*)}{2(\kappa + \kappa^*)} \right) - \frac{M - M^*}{M M^*} \arctan \left(\frac{v(M - M^*)}{2(\kappa + \kappa^*)} \right) \right], \\ \int d\vec{p} \left(\kappa^2 + p_x^2 + p_y^2 + \left(\frac{p_z - v e_p}{\sqrt{1 - v^2}}\right)^2 \right)^{-1} \left(\kappa^{*2} + p_x^2 + p_y^2 + \left(\frac{p_z + v e_p}{\sqrt{1 - v^2}}\right)^2 \right)^{-1} \frac{p_z}{e_p} &= \\ \pi^2 \frac{(1 - v^2)^{3/2}}{v^2} \left[\frac{M - M^*}{M M^*} \arctan \left(\frac{v(M + M^*)}{2(\kappa + \kappa^*)} \right) - \frac{M + M^*}{M M^*} \arctan \left(\frac{v(M - M^*)}{2(\kappa + \kappa^*)} \right) \right]. \end{aligned} \quad (\text{B6})$$

Complete expressions for the form factors are obtained by adding appropriately derivatives of the above ones with respect to the quantities κ^2 or κ^{*2} , taking into account that M and M^* depend on them.

For the ground state, the elastic form factor in the ‘‘point form’’ can be directly obtained from the non-relativistic one by making a change of variable, starting from the above expression:

$$\begin{aligned} \int d\vec{p} \left(\kappa^2 + p_x^2 + p_y^2 + \left(\frac{p_z - v e_p}{\sqrt{1 - v^2}}\right)^2 \right)^{-1} \left(\kappa^2 + p_x^2 + p_y^2 + \left(\frac{p_z + v e_p}{\sqrt{1 - v^2}}\right)^2 \right)^{-1} &= \\ (1 - v^2)^{3/2} \int dp_x dp_y d\tilde{p}_z \left((\kappa^2 + p_x^2 + p_y^2 + v^2 \tilde{m}^2)^2 + 2\tilde{p}_z^2 (\kappa^2 + p_x^2 + p_y^2 - v^2 \tilde{m}^2) + \tilde{p}_z^4 \right)^{-1}. \end{aligned} \quad (\text{B7})$$

The integrand is identical to the non-relativistic one, where m^2 has been replaced by $\tilde{m}^2 = m^2 - \kappa^2 (= M^2/4)$.

APPENDIX C: TWO-BODY CURRENTS AND FORM FACTORS IN A GALILEAN APPROACH

Expressions for the two-body currents in a relativized, Galilean invariant approach (interaction model v1 in the text), together with their contributions to form factors are given in this subsection. Their presentation roughly follows the

same structure as those for the ‘‘point form’’ case, eqs. (55,56).

$$\begin{aligned}
F_0(q^2) &= \frac{\sqrt{N_f N_i}}{4m} \left(\int \frac{d\vec{p}'}{(2\pi)^3} \phi_f(\vec{p}') \frac{2m}{e_p + e_{p'}} \phi_i(\vec{p}) \delta\left(\frac{1}{2}\vec{q} + \vec{p}' - \vec{p}\right) + \int \frac{d\vec{p}'}{(2\pi)^6} \phi_f(\vec{p}') \phi_i(\vec{p}) \frac{m^2}{e_p e_{p'}} (K_{\Delta B})_0 \right), \\
F_1(q^2) &= \frac{\sqrt{N_f N_i}}{2\bar{M}} \left[\left(1 - \left(\frac{\bar{M} - 2\bar{e}}{\bar{M} + 2\bar{e}}\right)^2\right) \int \frac{d\vec{p}'}{(2\pi)^3} \phi_f(\vec{p}') \phi_i(\vec{p}) \delta\left(\frac{1}{2}\vec{q} + \vec{p}' - \vec{p}\right) \right. \\
&\quad \left. + \left(1 - \left(\frac{\bar{M} - 2\bar{e}}{\bar{M} + 2\bar{e}}\right)^2\right) \int \frac{d\vec{p}'}{(2\pi)^6} \phi_f(\vec{p}') \phi_i(\vec{p}) \frac{m^2}{e_p e_{p'}} (K_{int})_1 + \int \frac{d\vec{p}'}{(2\pi)^6} \phi_f(\vec{p}') \phi_i(\vec{p}) \frac{m^2}{e_p e_{p'}} (K_{\Delta B})_1 \right], \\
F_2(q^2) \vec{q} &= -\sqrt{N_f N_i} \left[\left(1 - \left(\frac{\bar{M} - 2\bar{e}}{\bar{M} + 2\bar{e}}\right)^2\right) \int \frac{d\vec{p}'}{(2\pi)^3} \phi_f(\vec{p}') \frac{\vec{p} + \vec{p}'}{e_p + e_{p'}} \phi_i(\vec{p}) \delta\left(\frac{1}{2}\vec{q} + \vec{p}' - \vec{p}\right) \right. \\
&\quad \left. + \left(1 - \left(\frac{\bar{M} - 2\bar{e}}{\bar{M} + 2\bar{e}}\right)^2\right) \int \frac{d\vec{p}'}{(2\pi)^6} \phi_f(\vec{p}') \phi_i(\vec{p}) \frac{m^2}{e_p e_{p'}} (\vec{K}_{int})_2 + \int \frac{d\vec{p}'}{(2\pi)^6} \phi_f(\vec{p}') \phi_i(\vec{p}) \frac{m^2}{e_p e_{p'}} (\vec{K}_{\Delta B})_2 \right], \quad (C1)
\end{aligned}$$

where $\bar{M} = (M_i + M_f)/2$, $\bar{e} = (\bar{e}_i + \bar{e}_f)/2$. The normalization factors $N_{i,f}$ and the quantities $\bar{e}_{i,f}$ are defined by:

$$\frac{1}{N_{i,f}} = \int \frac{d\vec{p}}{(2\pi)^3} \phi_{i,f}^2(\vec{p}) \frac{4e_p}{(M + 2e_p)^2} = \frac{4\bar{e}_{i,f}}{(M + 2\bar{e}_{i,f})^2} \int \frac{d\vec{p}}{(2\pi)^3} \phi_{i,f}^2(\vec{p}). \quad (C2)$$

The expressions of the K quantities, which account for two-body currents, are given by:

$$\begin{aligned}
(K_{int})_1 &= 0, \\
(\vec{K}_{int})_2 &= -\frac{g^2}{\mu^2 + (\frac{1}{2}\vec{q} + \vec{p}' - \vec{p})^2} \frac{1}{e_{p'+q/2} e_{p-q/2}} \left(e_p \frac{\vec{p}' + \vec{q}/4}{e_{p'+q/2} + e_{p'}} + e_{p'} \frac{\vec{p} - \vec{q}/4}{e_{p-q/2} + e_p} \right), \\
(K_{\Delta B})_0 &= \frac{g^2}{\mu^2 + (\frac{1}{2}\vec{q} + \vec{p}' - \vec{p})^2} \left(\frac{2m}{2e_{p'+q/2}(e_{p'+q/2} + e_p)} + \frac{2m}{2e_{p-q/2}(e_{p-q/2} + e_{p'})} \right), \\
(K_{\Delta B})_1 &= \frac{g^2}{\mu^2 + (\frac{1}{2}\vec{q} + \vec{p}' - \vec{p})^2} \left(\frac{e_{p'}(e_{p'+q/2} - e_{p'})}{2e_{p'+q/2}(e_{p'+q/2} + e_p)(e_{p'+q/2} + e_{p'})} + \frac{e_p(e_{p-q/2} - e_p)}{2e_{p-q/2}(e_{p-q/2} + e_{p'})} \right), \\
(\vec{K}_{\Delta B})_2 &= \frac{g^2}{\mu^2 + (\frac{1}{2}\vec{q} + \vec{p}' - \vec{p})^2} \left(\frac{e_{p'} q_0 (\vec{p}' + \vec{q}/4)}{2e_{p'+q/2}(e_{p'+q/2} + e_p)(e_{p'+q/2} + e_{p'})^2} + \frac{e_p q_0 (-\vec{p} + \vec{q}/4)}{2e_{p-q/2}(e_{p-q/2} + e_{p'})} \right), \quad (C3)
\end{aligned}$$

where q^0 is defined as $M_f - M_i$, consistently with a Galilean-invariant calculation. While one could recover eqs. (40,41) in some limit, the above expressions evidence significant differences. Equations (40,41) contain denominators with four energy terms instead of two here. On the other hand, they do not contain a squared term at the denominator like in eq. (C3). These differences illustrate the absence of a guide to derive two-body currents as soon as an effective interaction is used. Notice also that the term ensuring current conservation, \vec{K}_{int} , does not contain any $1/q^2$ term.

APPENDIX D: TWO-BODY CURRENTS IN THE ‘‘POINT FORM’’ APPROACH

The difference between the current in the full Born approximation and the one accounted for by solving eqs. (42,43) is given by:

$$\begin{aligned}
J_{\Delta B}^\mu(q, p_{1i}, p_{2i}, p_{1f}, p_{2f}) &= \\
&- \sqrt{\frac{m}{\lambda_f \cdot p_{1f}} \frac{m}{\lambda_f \cdot p_{2f}}} \frac{g^2 \delta(\vec{q} + \vec{P}_i - \vec{P}_f)}{\mu^2 - (p_{2i} - p_{2f})^2} \sqrt{\frac{m}{\lambda_i \cdot p_{1i}} \frac{m}{\lambda_i \cdot p_{2i}}} \frac{2\lambda_i^\mu (\lambda_i \cdot p_{2i}) - p_{2f}^\mu + 2\lambda_f^\mu (\lambda_f \cdot p_{2f}) - p_{2f}^\mu}{4\lambda_i \cdot p_{2i} (\lambda_i \cdot p_{2i} - \lambda_i \cdot p_{2f})} \\
&+ \sqrt{\frac{m}{\lambda_f \cdot p_{1f}} \frac{m}{\lambda_f \cdot p_{2f}}} \frac{g^2 \delta(\vec{q} + \vec{P}_i - \vec{P}_f)}{\mu^2 - (p_{2i} - p_{2f})^2 + (\lambda_i \cdot (p_{2i} - p_{2f}))^2} \sqrt{\frac{m}{\lambda_i \cdot p_{1i}} \frac{m}{\lambda_i \cdot p_{2i}}} \frac{2\lambda_i^\mu (\lambda_i \cdot p_{2f}) - p_{2f}^\mu + 2\lambda_f^\mu (\lambda_f \cdot p_{2f}) - p_{2f}^\mu}{4\lambda_i \cdot p_{2f} (\lambda_i \cdot p_{2i} - \lambda_i \cdot p_{2f})} \\
&+ (i \leftrightarrow f). \quad (D1)
\end{aligned}$$

This can be rewritten in a way which emphasizes the absence of the pole term $1/(\lambda_i \cdot p_{2i} - \lambda_i \cdot p_{2f})$:

$$J_{\Delta B}^\mu(q, p_{1i}, p_{2i}, p_{1f}, p_{2f}) = \sqrt{\frac{m}{\lambda_f \cdot p_{1f}} \frac{m}{\lambda_f \cdot p_{2f}}} \frac{g^2}{2} \delta(\vec{q} + \vec{P}_i - \vec{P}_f) \sqrt{\frac{m}{\lambda_i \cdot p_{1i}} \frac{m}{\lambda_i \cdot p_{2i}}}$$

$$\times \left[\left(\frac{\lambda_f^\mu (\lambda_f \cdot p_{2f}) - p_{2f}^\mu}{\lambda_i \cdot p_{2i}} + \lambda_i^\mu \right) \left(\frac{\lambda_i \cdot (p_{2f} - p_{2i})}{H(0) H(\lambda_i)} + \frac{(\lambda_i + \lambda_f) \cdot (p_{2i} - p_{2f})}{H(\lambda_f) H(\lambda_i)} \right) \right. \\ \left. + \left(\frac{\lambda_i^\mu (\lambda_i \cdot p_{2i}) - p_{2i}^\mu}{\lambda_f \cdot p_{2f}} + \lambda_f^\mu \right) \left(\frac{\lambda_f \cdot (p_{2i} - p_{2f})}{H(0) H(\lambda_f)} + \frac{(\lambda_i + \lambda_f) \cdot (p_{2f} - p_{2i})}{H(\lambda_f) H(\lambda_i)} \right) \right]. \quad (\text{D2})$$

For the scalar probe, one gets similarly:

$$S_{\Delta B}(q, p_{1i}, p_{2i}, p_{1f}, p_{2f}) = -\sqrt{\frac{m}{\lambda_f \cdot p_{1f}} \frac{m}{\lambda_f \cdot p_{2f}}} \frac{g^2 \delta(\vec{q} + \vec{P}_i - \vec{P}_f)}{\mu^2 - (p_{2i} - p_{2f})^2} \frac{2m}{4 \lambda_i \cdot p_{2i} (\lambda_i \cdot p_{2i} - \lambda_i \cdot p_{2f})} \sqrt{\frac{m}{\lambda_i \cdot p_{1i}} \frac{m}{\lambda_i \cdot p_{2i}}} \\ + \sqrt{\frac{m}{\lambda_f \cdot p_{1f}} \frac{m}{\lambda_f \cdot p_{2f}}} \frac{g^2 \delta(\vec{q} + \vec{P}_i - \vec{P}_f)}{\mu^2 - (p_{2i} - p_{2f})^2 + (\lambda_i \cdot (p_{2i} - p_{2f}))^2} \frac{2m}{4 \lambda_i \cdot p_{2f} (\lambda_i \cdot p_{2i} - \lambda_i \cdot p_{2f})} \sqrt{\frac{m}{\lambda_i \cdot p_{1i}} \frac{m}{\lambda_i \cdot p_{2i}}} + (i \leftrightarrow f) \\ = \sqrt{\frac{m}{\lambda_f \cdot p_{1f}} \frac{m}{\lambda_f \cdot p_{2f}}} \frac{g^2}{2} \delta(\vec{q} + \vec{P}_i - \vec{P}_f) \sqrt{\frac{m}{\lambda_i \cdot p_{1i}} \frac{m}{\lambda_i \cdot p_{2i}}} \\ \times \left[\frac{1}{H(0)} \left(\frac{m}{\lambda_i \cdot p_{2i} \lambda_i \cdot p_{2f}} + \frac{m}{\lambda_f \cdot p_{2f} \lambda_f \cdot p_{2i}} \right) - \left(\frac{m \lambda_i \cdot (p_{2i} - p_{2f})}{\lambda_i \cdot p_{2f} H(0) H(\lambda_i)} + \frac{m \lambda_f \cdot (p_{2f} - p_{2i})}{\lambda_f \cdot p_{2i} H(0) H(\lambda_f)} \right) \right]. \quad (\text{D3})$$

Contribution of a two-body current to the matrix element of the scalar or vector current:

$$\sqrt{2E_f 2E_i} \langle f | \begin{pmatrix} S_{\Delta B} \\ J_{\Delta B}^\mu \end{pmatrix} | i \rangle = \\ \sqrt{N_f N_i} \frac{1}{(2\pi)^6} \int d^4 p_{1f} d^4 p_{1i} d^4 p_{2f} d^4 p_{2i} d\eta_f d\eta_i \delta(p_{1f}^2 - m^2) \delta(p_{1i}^2 - m^2) \delta(p_{2f}^2 - m^2) \delta(p_{2i}^2 - m^2) \\ \times \theta(\lambda_f \cdot p_{1f}) \theta(\lambda_f \cdot p_{2f}) \theta(\lambda_i \cdot p_{1i}) \theta(\lambda_i \cdot p_{2i}) \delta^4(p_{1f} + p_{2f} - \lambda_f \eta_f) \delta^4(p_{1i} + p_{2i} - \lambda_i \eta_i) \\ \times \phi_f \left(\left(\frac{p_{1f} - p_{2f}}{2} \right)^2 \right) \phi_i \left(\left(\frac{p_{1i} - p_{2i}}{2} \right)^2 \right) \sqrt{(p_{1f} + p_{2f})^2 (p_{1i} + p_{2i})^2} 4m^2 \begin{pmatrix} \tilde{S}_{\Delta B} \\ \tilde{J}_{\Delta B}^\mu \end{pmatrix} (q, p_{1f}, p_{2f}, p_{1i}, p_{2i}), \quad (\text{D4})$$

where $\tilde{S}_{\Delta B} (\tilde{J}_{\Delta B}^\mu)$ represents the quantity $S_{\Delta B} (J_{\Delta B}^\mu)$ of eqs. (D2,D3) excluding the δ function and the normalization factors m/e accounted for separately.

Corresponding one-body contribution (differs from eq. (14) by the presence of the overall factor $\sqrt{N_f N_i}$ in place of $\sqrt{2M_f 2M_i}$):

$$\sqrt{2E_f 2E_i} \langle f | S | i \rangle = \sqrt{N_f N_i} \frac{1}{(2\pi)^3} \int d^4 p d^4 p_f d^4 p_i d\eta_f d\eta_i \delta(p^2 - m^2) \delta(p_f^2 - m^2) \delta(p_i^2 - m^2) \\ \times \theta(\lambda_f \cdot p_f) \theta(\lambda_f \cdot p) \theta(\lambda_i \cdot p) \theta(\lambda_i \cdot p_i) \delta^4(p_f + p - \lambda_f \eta_f) \delta^4(p_i + p - \lambda_i \eta_i) \\ \times \phi_f \left(\left(\frac{p_f - p}{2} \right)^2 \right) \phi_i \left(\left(\frac{p_i - p}{2} \right)^2 \right) \sqrt{(p_f + p)^2 (p_i + p)^2} 2m. \quad (\text{D5})$$

-
- [1] P. A. M. Dirac: *Forms of relativistic dynamics*, Rev. Mod. Phys. **21** (1949) 392–399.
- [2] R. F. Wagenbrunn, S. Boffi, W. Klink, W. Plessas and M. Radici: *Covariant nucleon electromagnetic form factors from the Goldstone-boson exchange quark model*, Phys. Lett. **B511** (2001) 33–39, (nucl-th/0010048).
- [3] J. J. Sakurai: *Theory of strong interactions*, Annals Phys. **11** (1960) 1–48.
- [4] U. G. Meissner: *Low-energy hadron physics from effective chiral Lagrangians with vector mesons*, Phys. Rept. **161** (1988) 213.
- [5] A. Acus, E. Norvaisas and D. O. Riska: *Nucleon form factors in the canonically quantized Skyrme model*, Phys. Scripta **64** (2001) 113–118, (nucl-th/0007012).
- [6] L. Y. Glozman, Z. Papp, W. Plessas, K. Varga and R. F. Wagenbrunn: *Effective $q q$ interactions in constituent quark models*, Phys. Rev. **C57** (1998) 3406–3413, (nucl-th/9705011).
- [7] F. Cano, B. Desplanques, P. Gonzalez and S. Noguera: *Electromagnetic form factors of the nucleon in a relativistic quark pair creation model*, Phys. Lett. **B521** (2001) 225–232, (nucl-th/0102013).

- [8] T. W. Allen, W. H. Klink and W. N. Polyzou: *Point-form analysis of elastic deuteron form factors*, Phys. Rev. **C63** (2001) 034002, (nucl-th/0005050).
- [9] A. Amghar, B. Desplanques and L. Theußl: *The form factor of the pion in 'point-form' of relativistic dynamics revisited*, hep-ph/0301235.
- [10] J. L. Friar: *Relativistic corrections to electron scattering by 2H , 3He , and $^4He^*$* , Ann. Phys. **81** (1973) 332–363.
- [11] J. L. Friar: *Relativistic corrections to electron scattering. II. Inelastic scattering*, Nucl. Phys. **A264** (1976) 455–483.
- [12] A. Amghar, B. Desplanques and V. A. Karmanov: *The deuteron electrodisintegration near threshold in the light front dynamics*, Nucl. Phys. **A567** (1994) 919–936.
- [13] B. D. Keister: *Front-form Hamiltonian dynamics of deuteron electrodisintegration*, Phys. Rev. **C37** (1988) 1765–1767.
- [14] C. Alabiso and G. Schierholz: *Asymptotic behavior of form factors for two- and three-body bound states*, Phys. Rev. **D10** (1974) 960–967.
- [15] B. Desplanques, B. Silvestre-Brac, F. Cano, P. Gonzalez and S. Noguera: *Nucleon form factors at high q^2 within constituent quark models*, Few Body Syst. **29** (2000) 169–222, (nucl-th/9910006).
- [16] B. Desplanques, V. A. Karmanov and J. F. Mathiot: *Isvector meson exchange currents in the light front dynamics*, Nucl. Phys. **A589** (1995) 697–712.
- [17] B. Desplanques and L. Theußl: *Validity of the one-body current for the calculation of form factors in the point form of relativistic quantum mechanics*, Eur. Phys. J. **A13** (2002) 461–469, (nucl-th/0102060).
- [18] G. C. Wick: *Properties of Bethe-Salpeter wave functions*, Phys. Rev. **96** (1954) 1124–1134.
- [19] R. E. Cutkosky: *Solutions of a Bethe-Salpeter equation*, Phys. Rev. **96** (1954) 1135–1141.
- [20] E. E. Salpeter and H. A. Bethe: *A relativistic equation for bound state problems*, Phys. Rev. **84** (1951) 1232–1242.
- [21] V. A. Karmanov and A. V. Smirnov: *Deuteron electromagnetic form-factors in the light front dynamics*, Nucl. Phys. **A575** (1994) 520–548.
- [22] S. N. Sokolov: *Coordinates in relativistic Hamiltonian mechanics*, Theor. Math. Phys. **62** (1985) 140.
- [23] B. Desplanques, L. Theußl and S. Noguera: *Effective boost and 'point-form' approach*, Phys. Rev. **C65** (2002) 038202, (nucl-th/0107029).
- [24] A. Amghar, B. Desplanques and L. Theußl: *Comparison of form factors calculated with different expressions for the boost transformation*, Nucl. Phys. **A714** (2003) 213–249, (nucl-th/0202046).
- [25] W. H. Klink: *Constructing point form mass operators from interaction Lagrangians*, Nucl. Phys. **A716** (2003) 123–135, (nucl-th/0012031).
- [26] A. Amghar and B. Desplanques: *Relationship of field-theory based single boson exchange potentials to current ones*, Few Body Syst. **28** (2000) 65–101, (nucl-th/9910001).
- [27] A. Amghar, B. Desplanques and L. Theußl: *From the Bethe-Salpeter equation to non-relativistic approaches with effective two-body interactions*, Nucl. Phys. **A694** (2001) 439–469, (nucl-th/0012051).
- [28] J. Carbonell and V. A. Karmanov: *Relativistic deuteron wave function in the light front dynamics*, Nucl. Phys. **A581** (1995) 625–653.
- [29] B. Desplanques, V. A. Karmanov and J. F. Mathiot: *Asymptotic behavior of the deuteron extra-components in the covariant light front dynamics*, Few Body Syst. Suppl. **8** (1995) 419–422.
- [30] F. Gross and D. O. Riska: *Current conservation and interaction currents in relativistic meson theories*, Phys. Rev. **C36** (1987) 1928.
- [31] F. Coester and D. O. Riska: *Electromagnetic currents and the Blankenbecler-Sugar equation*, Annals Phys. **234** (1994) 141–161.