

Transversity distribution function in hard scattering of polarized protons and antiprotons in the PAX experiment

A. V. Efremov^a, K. Goeke^b, P. Schweitzer^b

^a Joint Institute for Nuclear Research, Dubna, 141980 Russia

^b Institut für Theoretische Physik II, Ruhr-Universität Bochum, D-44780 Bochum, Germany

April 2004

Abstract

Estimates are given for the double spin asymmetry in lepton-pair production from collisions of transversely polarized protons and antiprotons for the kinematics of the recently proposed PAX experiment at GSI on the basis of predictions for the transversity distribution from the chiral quark soliton model.

1 Introduction

The leading structures of the nucleon in deeply inelastic scattering processes are described in terms of three twist-2 parton distribution functions – the unpolarized $f_1^a(x)$, helicity $g_1^a(x)$, and transversity $h_1^a(x)$ distribution. Owing to its chirally odd nature $h_1^a(x)$ escapes measurement in deeply inelastic scattering experiments which are the main source of information on the chirally even $f_1^a(x)$ and $g_1^a(x)$. The transversity distribution function was originally introduced in the description of the process of dimuon production in high energy collisions of transversely polarized protons [1].

Alternative processes have been discussed. Let us mention here the Collins effect [2] which, in principle, allows to access $h_1^a(x)$ in connection with a fragmentation function describing a possible spin dependence of the fragmentation process, *cf.* also [3] and references therein. Recent and/or future data from semi-inclusive deeply inelastic scattering experiments at HERMES [4], CLAS [5] and COMPASS [6] could be (partly) understood in terms of this effect [7, 8, 9]. Other processes to access $h_1^a(x)$ have been suggested as well, *c.f.* the review [10]. However, in all these processes $h_1^a(x)$ enters in connection with some unknown fragmentation function. Moreover these processes involve the introduction of transverse parton momenta, and for none of them a strict factorization theorem could be formulated so far. The Drell-Yan process remains up to now the theoretically cleanest and safest way to access $h_1^a(x)$.

The first attempt to study $h_1^a(x)$ by means of the Drell-Yan process is planned at RHIC [11]. The STAR Collaboration has already delivered data on a single spin asymmetry in the process $pp^\uparrow \rightarrow \pi X$ [12] in which $h_1^a(x)$ may be involved.¹ Dedicated estimates, however, indicate that at RHIC the access of $h_1^a(x)$ by means of the Drell-Yan process is very difficult [16, 17]. This is partly due to the kinematics of the experiment. The main reason, however, is that the observable double spin asymmetry A_{TT} is proportional to a product of transversity quark and antiquark distributions. The latter are small, even if they were as large as to saturate the Soffer inequality [18] which puts a bound on $h_1^a(x)$ in terms of the better known $f_1^a(x)$ and $g_1^a(x)$.

This problem can be circumvented by using an antiproton beam instead of a proton beam. Then A_{TT} is proportional to a product of transversity quark distributions from the proton and transversity antiquark distributions from the antiproton (which are connected by charge conjugation). Thus in this case A_{TT} is due to valence quark distributions, and one can expect sizeable counting rates. The challenging program how to polarize an antiproton beam has been recently suggested in the **P**olarized **A**ntiproton **e**Xperiment (PAX) at GSI [19]. The technically realizable polarization of the antiproton beam of about (5 – 10)% and the large counting rates – due to the use of antiprotons – make the program promising.

In this note we shall make quantitative estimates for the Drell-Yan double spin asymmetry A_{TT} in the kinematics of the PAX experiment. For that we shall stick to the description of the process at LO QCD. NLO corrections have been shown to be of order (10 – 30)% [16, 20] which is, however, a sufficient accuracy for our purposes at the present stage. We also will estimate the recently suggested analog double spin asymmetry in J/Ψ production [21]. For the transversity distribution we shall use predictions from the chiral quark soliton model [24, 25] which have also been used among the first attempts [9] to interpret and/or predict single spin effects at HERMES, CLAS and COMPASS [4, 5, 6].

¹The STAR data confirm earlier observations by the FNAL-E704 collaboration [13] at substantially higher energies. Assuming factorization one finds that $h_1^a(x)$ contributes to this process, however, in convolution with the equally unknown Collins fragmentation function and in competition with other mechanisms [14, 15].

2 Lepton pair production in collisions of transversely polarized $p\bar{p}$

The process $p\bar{p} \rightarrow \mu^+\mu^-X$ can be characterized by the invariants: Mandelstam $s = (p_1 + p_2)^2$ and dilepton invariant mass $Q^2 = (k_1 + k_2)^2$, where $p_{1/2}$ and $k_{1/2}$ are the momenta of respectively the incoming proton-antiproton pair and the outgoing lepton pair, and the rapidity

$$y = \frac{1}{2} \ln \frac{p_1(k_1 + k_2)}{p_2(k_1 + k_2)}. \quad (1)$$

Let us denote by \uparrow (\downarrow) the relative orientation of the transverse polarization of protons and antiprotons. The double spin asymmetry in Drell-Yan lepton-pair production with transversely polarized protons and antiprotons is given by

$$\frac{N^{\uparrow\uparrow} - N^{\uparrow\downarrow}}{N^{\uparrow\uparrow} + N^{\uparrow\downarrow}} = D_P f(\theta, \phi) A_{TT}(y, Q^2). \quad (2)$$

The factor D_P takes into account depolarization effects. (Detector acceptance effects will not be considered.) The function $f(\theta, \phi)$ is given by

$$f(\theta, \phi) = \frac{\sin^2 \theta}{1 + \cos^2 \theta} \cos 2\phi, \quad (3)$$

where θ is the emission angle of one lepton in the dilepton rest frame and ϕ its azimuth angle around the collision axis counted from the polarization plane of the hadron whose spin is not flipped in Eq. (2). Finally A_{TT} is given by

$$A_{TT}(y, Q^2) = \frac{\sum_a e_a^2 h_1^a(x_1, Q^2) h_1^a(x_2, Q^2)}{\sum_b e_b^2 f_1^b(x_1, Q^2) f_1^b(x_2, Q^2)}, \quad (4)$$

where the parton momenta $x_{1/2}$ in Eq. (4) are fixed in terms of s , Q^2 and y as

$$x_{1/2} = \sqrt{\frac{Q^2}{s}} e^{\pm y}. \quad (5)$$

The sum goes over all quark and antiquark flavours $a = u, \bar{u}, d, \bar{d}, \dots$ etc. In Eq. (4) use was made of the charge conjugation invariance which relates distributions in the nucleon and antinucleon as, e.g.,

$$h_1^{u/p}(x) = h_1^{\bar{u}/\bar{p}}(x). \quad (6)$$

Distribution functions without explicit indication of the hadron refer to the proton, i.e. $f_1^u(x) \equiv f_1^{u/p}(x)$, etc. Eq. (4) corresponds to LO QCD. It is modified at NLO [20].

In the PAX experiment an antiproton beam with energies in the range (15 – 25) GeV could be available, which yields an $s = (30 – 50)$ GeV² for a fixed proton target. For this kinematics the "safe region" [22] for Drell-Yan experiments, i.e. above the region $Q \geq 4$ GeV dominated by lepton pairs from leptonic decays of charmed vector mesons, would mean to probe parton distribution functions in the large x -region $x > 0.5$.

The region $1.5 \text{ GeV} < Q < 3 \text{ GeV}$, i.e. below the J/Ψ threshold but well above the region of dileptons from $\Phi(1020)$ -decays (and with sufficiently large Q^2 to be in the hard-scattering regime) would allow to explore the region $x > 0.2$. However, in principle one can also address the resonance region itself – and benefit from large counting rates [21]. Whether the "Drell-Yan subprocess" proceeds via $q\bar{q} \rightarrow \gamma^* \rightarrow \mu^+\mu^-$ or via $q\bar{q} \rightarrow J/\Psi \rightarrow \mu^+\mu^-$ is irrelevant for A_{TT} , since the unknown $q\bar{q}J/\Psi$ and $J/\Psi\mu^+\mu^-$ -couplings cancel in the ratio in Eq. (2) as argued in Ref. [21].

In any case a good understanding of background processes, possible power corrections and the K -factors is required. Low dilepton mass regions (in nucleon-nucleus collisions) were studied in [23]. Keeping this in mind we shall present below estimates for $s = 45 \text{ GeV}^2$, and $Q^2 = 5 \text{ GeV}^2, 9 \text{ GeV}^2$ and 16 GeV^2 .

3 Chiral quark-soliton model prediction for $h_1^a(x)$

In order to make quantitative estimates for A_{TT} in the PAX kinematics we will use for the transversity distribution function predictions from the chiral quark-soliton model. This model was derived from the instanton model of the QCD vacuum [26] and describes numerous nucleonic properties without adjustable parameters to within (10 – 30)% accuracy [27]. The field theoretic nature of the model allows to consistently compute quark and antiquark distribution functions [28] which agree with parameterizations [29] to within the same accuracy. This gives us a certain confidence that the model describes $h_1^a(x)$ with a similar accuracy.

In the chiral-quark soliton model we observe the hierarchy $h_1^u(x) \gg |h_1^d(x)| \gg |h_1^{\bar{u}}(x)|$, and an interesting "maximal sea quark flavour asymmetry" $h_1^{\bar{q}}(x) \approx -h_1^{\bar{q}}(x) > 0$ [25]. In Figure 1a we show the chiral quark soliton model prediction for $h_1^a(x)$ from Ref. [25] LO-evolved from the low scale of the model of about $\mu_0^2 = (0.6 \text{ GeV})^2$ to the scale $Q^2 = 16 \text{ GeV}^2$. In order to gain some more intuition on the predictions

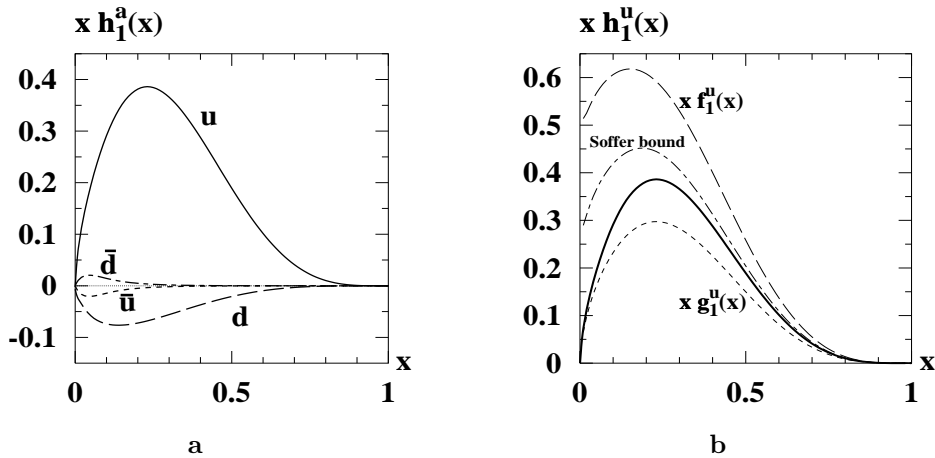


Figure 1: **a.** The transversity distribution function $h_1^a(x)$ vs. x from the chiral quark soliton model [25]. **b.** Comparison of $h_1^u(x)$ from the chiral quark soliton model (solid) to $f_1^u(x)$ (dashed) and $g_1^u(x)$ (dotted) and the Soffer bound $(f_1^u + g_1^u)(x)/2$ (dashed-dotted line) with the parameterizations of [29]. All curves in Figures 1a and 1b are multiplied by x and are LO evolved to a scale of $Q^2 = 16 \text{ GeV}^2$.

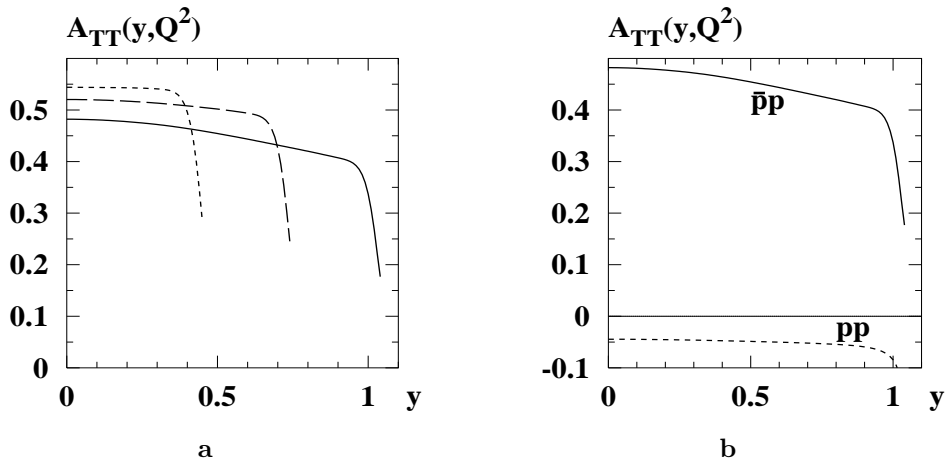


Figure 2: **a.** The asymmetry $A_{TT}(y, M^2)$, *cf.* Eq. (4), as function of the rapidity y for $Q^2 = 5 \text{ GeV}^2$ (solid) and 9 GeV^2 (dashed) and 16 GeV^2 (dotted line) for $s = 45 \text{ GeV}^2$. **b.** Comparison of $A_{TT}(y, M^2)$ from proton-antiproton (solid) and proton-proton (dotted line) collisions at PAX for $Q^2 = 5 \text{ GeV}^2$ and $s = 45 \text{ GeV}^2$.

we compare in Fig. 1b the dominating distribution function $h_1^u(x)$ from the chiral-quark soliton model to $f_1^u(x)$ and $g_1^u(x)$ from the parameterizations of Ref. [29]. It is remarkable that the Soffer inequality $|h_1^u(x)| \leq (f_1^u + g_1^u)(x)/2$ is nearly saturated – in particular in the large- x region. (The Soffer bound in Fig. 1b is constructed from $f_1^u(x)$ and $g_1^u(x)$ taken at $Q^2 = 16 \text{ GeV}^2$ from [29].)

For the unpolarized distribution function $f_1^a(x)$ we use the LO parameterization from Ref. [29].

4 Double spin asymmetry A_{TT} at PAX

The estimates for the double spin asymmetry A_{TT} as defined in Eq. (4) for the PAX kinematics on the basis of the ingredients discussed above is shown in Fig. 2a. The explorable rapidity range shrinks with increasing dilepton mass Q^2 . Since $s = x_1 x_2 Q^2$, for $s = 45 \text{ GeV}^2$ and $Q^2 = 5 \text{ GeV}^2$ (16 GeV^2) one probes parton momenta $x > 0.3$ ($x > 0.5$). The asymmetry A_{TT} grows with increasing Q^2 where larger parton momenta x are involved, since $h_1^u(x)$ is larger with respect to $f_1^u(x)$ in the large x -region, *cf.* Fig. 1b. The magnitude of A_{TT} can roughly be estimated by noting that at $Q^2 = 5 \text{ GeV}^2$ in the model with a good accuracy $x h_1^u(x) \approx 4.0 x(1-x)^3$ for all x , while somehow more roughly $x f_1^u(x) \approx 5.5 x(1-x)^3$ for $x \gtrsim 0.5$. This yields $A_{TT} \approx (4.0/5.5)^2 \approx 0.5$ considering u -quark dominance.

The advantage of using antiprotons is evident from Fig. 2b. The corresponding asymmetry from proton-proton collisions is an order of magnitude smaller (this observation holds also in the kinematics of RHIC [25]). At first glance this advantage seems to be compensated by the polarization factor in Eq. (2). D_P is

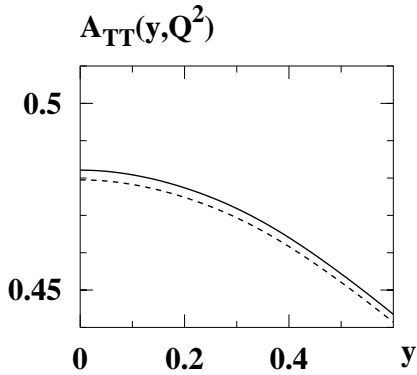


Figure 3: The Drell-Yan double spin asymmetry A_{TT} at PAX for $s = 45 \text{ GeV}^2$ and $Q^2 = 5 \text{ GeV}^2$. Solid line: The full result. Dashed line: The "transversity u -quark approximation"; only $h_1^u(x)$ is considered in the numerator of A_{TT} in Eq. (4).

basically the product of the antiproton beam polarization of (5–10)% and the proton target polarization of 90%, i.e. at PAX $D_P \approx 0.05$. E.g., at RHIC the polarization of each proton beam could reach 70% yielding $D_P \approx 0.5$. However, thanks to the use of antiprotons cross sections and counting rates are more sizeable.

A precise measurement of A_{TT} in the region $Q > 4 \text{ GeV}$ is very difficult, however, in the dilepton mass region below the J/Ψ threshold [19] and in the resonance region [21] A_{TT} could be measured with sufficient accuracy in the PAX experiment.

What could one learn from a measurement of the Drell-Yan double spin asymmetry A_{TT} in proton-antiproton collisions at PAX? The PAX experiment is sensitive in particular to $h_1^u(x)$. This is demonstrated by Fig. 3 where A_{TT} is compared to what one would obtain in a "transversity u -quark-only approximation", i.e. by replacing $\sum_a e_a^2 h_1^a(x_1) h_1^a(x_2) \rightarrow \frac{4}{9} h_1^u(x_1) h_1^u(x_2)$ in the numerator of A_{TT} in Eq. (4). Clearly, with good accuracy the result can be interpreted as being due to $h_1^u(x)$ only.

In the mid-rapidity region $y \approx 0$ the asymmetry $A_{TT} \propto [h_1^u(x)]^2$ at $x \approx \sqrt{Q^2/s}$. A precise measurement would allow to discriminate between different models for $h_1^u(x)$. E.g., on the basis of the non-relativistic quark model motivated popular guess $h_1^u(x) \approx g_1^u(x)$ (at some unspecified low scale) one would expect an A_{TT} of about 30% [21] to be contrasted with the chiral quark soliton model estimate of about 50%, cf. Fig. 2a.

5 Summary

To summarize, in the recently proposed experiment PAX at GSI one could access the u -quark transversity distribution function in the valence x -region $x > 0.2$ by means of the double-spin asymmetry in Drell-Yan lepton pair production from collisions of transversely polarized protons and antiprotons [19]. A leading order QCD estimate yields at dilepton invariant masses below the threshold of J/Ψ , but well above the background from decays of $\Phi(1020)$ and other resonances, sizeable spin asymmetries $A_{TT} \approx (40 - 50)\%$ on the basis of predictions for $h_1^u(x)$ from the chiral-quark soliton model [25]. At next-to-leading order in QCD one can expect corrections to this result which reduce somehow the asymmetry [20]. Similarly large asymmetries can be also expected in the recently suggested process of lepton pair production via J/Ψ production [21]. In order to unambiguously interpret the result it is, however, necessary to understand well – both phenomenologically and theoretically – background processes, possible power corrections and K -factors in the dilepton mass region $Q < 4 \text{ GeV}$.

Acknowledgements. We thank the PAX collaboration for attracting our attention to the possibility of accessing $h_1^u(x)$ by means of polarized proton-antiproton scattering, and are grateful to Andreas Metz for encouragement and fruitful discussions. A. E. is partially supported by INTAS grant 00/587, RFBR grant 03-02-16816 and DFG-RFBR 03-02-04022. This work is partially supported by Verbundforschung of BMBF.

References

- [1] J. P. Ralston and D. E. Soper, Nucl. Phys. B **152** (1979) 109.
R. L. Jaffe and X. D. Ji, Nucl. Phys. B **375** (1992) 527.
J. L. Cortes, B. Pire and J. P. Ralston, Z. Phys. C **55** (1992) 409.
- [2] J. C. Collins, Nucl. Phys. B **396** (1993) 161.
- [3] P. J. Mulders and R. D. Tangerman, Nucl. Phys. B **461** (1996) 197 [Erratum-ibid. B **484** (1997) 538].
D. Boer and P. J. Mulders, Phys. Rev. D **57** (1998) 5780.

- [4] A. Airapetian *et al.* [HERMES Collaboration], Phys. Rev. Lett. **84** (2000) 4047; Phys. Rev. D **64** (2001) 097101; Phys. Lett. B **562** (2003) 182.
- [5] H. Avakian *et al.* [CLAS Collaboration], arXiv:hep-ex/0301005.
- [6] J. M. Le Goff [COMPASS Collaboration], Nucl. Phys. A **711** (2002) 56.
- [7] E. De Sanctis, W. D. Nowak and K. A. Oganesian, Phys. Lett. B **483** (2000) 69. V. A. Korotkov, W. D. Nowak and K. A. Oganesian, Eur. Phys. J. C **18** (2001) 639. K. A. Oganesian, N. Bianchi, E. De Sanctis and W. D. Nowak, Nucl. Phys. A **689** (2001) 784.
- [8] B. Q. Ma, I. Schmidt and J. J. Yang, Phys. Rev. D **66** (2002) 094001, D **65** (2002) 034010, D **63** (2001) 037501. M. Anselmino and F. Murgia, Phys. Lett. B **483** (2000) 74.
- [9] A. V. Efremov, K. Goeke and P. Schweitzer, Phys. Lett. B **522** (2001) 37, B **544** (2002) 389E and B **568** (2003) 63; Eur. Phys. J. C **24** (2002) 407 and C **32** (2004) 337; Phys. Rev. D **67** (2003) 114014; Acta Phys. Polon. B **33** (2002) 3755; AIP Conf. Proc. **675** (2003) 459. P. Schweitzer and A. Bacchetta, Nucl. Phys. A **732** (2004) 106.
- [10] V. Barone, A. Drago and P. G. Ratcliffe, Phys. Rept. **359** (2002) 1.
- [11] L. C. Bland [STAR Collaboration], AIP Conf. Proc. **675** (2003) 98; arXiv:hep-ex/0403012.
- [12] G. Rakness [STAR Collaboration], AIP Conf. Proc. **675** (2003) 400.
- [13] D. L. Adams *et al.* [FNAL-E704 Collaboration], Phys. Lett. B **264** (1991) 462.
- [14] A. Efremov, V. Korotkiian and O. Teryaev, Phys. Lett. B **348** (1995) 577. J. W. Qiu and G. Sterman, Phys. Rev. D **59** (1999) 014004.
- [15] M. Anselmino, M. Boglione and F. Murgia, Phys. Lett. B **362** (1995) 164. M. Anselmino and F. Murgia, Phys. Lett. B **442** (1998) 470.
- [16] G. Bunce, N. Saito, J. Soffer and W. Vogelsang, Ann. Rev. Nucl. Part. Sci. **50** (2000) 525. O. Martin, A. Schäfer, M. Stratmann and W. Vogelsang, Phys. Rev. D **60** (1999) 117502.
- [17] C. Bourrely and J. Soffer, Nucl. Phys. B **423** (1994) 329. V. Barone, T. Calarco and A. Drago, Phys. Rev. D **56** (1997) 527.
- [18] J. Soffer, Phys. Rev. Lett. **74** (1995) 1292. G. R. Goldstein, R. L. Jaffe and X. D. Ji, Phys. Rev. D **52** (1995) 5006.
- [19] PAX Collaboration, "Antiproton-Proton Scattering Experiments with Polarization", Letter of Intent (Darmstadt, 2004), available at <http://www.fz-juelich.de/ikp/pax>.
- [20] W. Vogelsang and A. Weber, Phys. Rev. D **48** (1993) 2073. A. P. Contogouris, B. Kamal and Z. Merebashvili, Phys. Lett. B **337** (1994) 169.
- [21] M. Anselmino, V. Barone, A. Drago and N. N. Nikolaev, hep-ph/0403114.
- [22] P. L. McGaughey, J. M. Moss and J. C. Peng, Ann. Rev. Nucl. Part. Sci. **49** (1999) 217.
- [23] M. Masera [HELIOS Collaboration], Nucl. Phys. A **590** (1995) 93c.
- [24] P. V. Pobylitsa and M. V. Polyakov, Phys. Lett. B **389** (1996) 350.
- [25] P. Schweitzer, D. Urbano, M. V. Polyakov, C. Weiss, P. V. Pobylitsa and K. Goeke, Phys. Rev. D **64** (2001) 034013; AIP Conf. Proc. **549** (2002) 659.
- [26] For reviews see: D. I. Diakonov, Prog. Part. Nucl. Phys. **51** (2003) 173. D. I. Diakonov and V. Yu. Petrov, arXiv:hep-ph/0009006.
- [27] C. V. Christov *et al.*, Prog. Part. Nucl. Phys. **37** (1996) 91.
- [28] D. I. Diakonov, V. Yu. Petrov, P. V. Pobylitsa, M. V. Polyakov and C. Weiss, Nucl. Phys. B **480** (1996) 341; Phys. Rev. D **56** (1997) 4069. M. Wakamatsu and T. Kubota, Phys. Rev. D **60** (1999) 034020. P. V. Pobylitsa, M. V. Polyakov, K. Goeke, T. Watabe and C. Weiss, Phys. Rev. D **59** (1999) 034024. K. Goeke, P. V. Pobylitsa, M. V. Polyakov, P. Schweitzer and D. Urbano, Acta Phys. Polon. B **32**, 1201 (2001).
- [29] M. Glück, E. Reya and A. Vogt, Z. Phys. C **67** (1995) 433; Eur. Phys. J. C **5** (1998) 461. M. Glück, E. Reya, M. Stratmann and W. Vogelsang, Phys. Rev. D **53** (1996) 4775; Phys. Rev. D **63** (2001) 094005.